

2016

Oregon

Student Wellness Survey

Columbia County



Oregon Health Authority

Conducted by International Survey Associates dba Pride Surveys

Contents

1 INTRODUCTION	10		
1.1 Participants by Gender	11		
1.2 Race and Ethnicity	11		
1.3 Tribal Affiliation	12		
1.4 Language Used at Home	13		
2 SCHOOL CLIMATE	14		
2.1 Supportive Atmosphere	14		
2.2 Attachment to School	16		
2.3 Opportunities for Participation	18		
2.4 Safe Environment	20		
2.5 Serious Problem Behaviors	25		
3 POSITIVE YOUTH DEVELOPMENT	27		
3.1 Positive Youth Development Benchmark	27		
3.2 General Health	27		
3.3 Competence, Confidence, Support and Service	27		
4 MENTAL AND EMOTIONAL HEALTH	31		
4.1 Psychological Distress	31		
4.2 Depression and Suicide Ideation	32		
4.3 Adverse Childhood Experiences	34		
5 PROBLEM GAMBLING	36		
5.1 Types of Gambling in the Past 30 Days	36		
5.2 Risk of Problem Gambling	37		
5.3 Communication about the Risks of Gambling	37		
6 SUBSTANCE USE	42		
6.1 Abstinence from Substance Use	42		
6.2 Substance Use in the Past 30 Days	43		
6.3 Norms About Alcohol Use	47		
6.4 Factors Associated with Initiation of Substance Use	49		
6.5 Availability	49		
6.6 Parental Attitude toward Substance Use	50		
6.7 Student Attitude toward Substance Use	50		
6.8 Perceived Risk of Harm	51		
6.9 Communication about Substance Use	51		
7 DRUG FREE COMMUNITIES CORE MEASURES	52		
7.1 30 Day Use	52		
7.2 Perception of Moderate or Great Risk	53		
7.3 Parents Feel It Would Be Wrong or Very Wrong	53		
7.4 Friends Feel It Would Be Wrong or Very Wrong	54		
		7.5 Average Age (in years) of Onset	54
8 HEIGHT, WEIGHT & BODY MASS INDEX (BMI)	55		
9 COMPARISON TO PAST SURVEYS	57		
9.1 Past 30 Day Use	57		
9.2 Perceived Risk of Use	57		
9.3 Availability	58		
9.4 Depression	58		
9.5 Harassment In The Last 30 Days Related To:	59		
9.6 Feeling Unsafe At or On the Way to School	59		
9.7 Skipped School in the Last Four Weeks	60		
A FREQUENCY DISTRIBUTION TABLES	61		
A.1 Frequency Distribution Tables	61		
A.1.1 Demographics	61		
A.1.2 Transitions and Mobility	62		
A.2 School Climate	63		
A.2.1 Academic Performance	63		
A.2.2 School Commitment	63		
A.2.3 Safe School Environment	66		
A.2.4 Harassment and Bullying	68		
A.3 Social, Emotional and Mental Health	71		
A.3.1 Positive Youth Development	71		
A.3.2 Mental Health Inventory	72		
A.3.3 Depression and Suicidality	73		
A.3.4 Problem Gambling	74		
A.3.5 Adverse Childhood Experiences	75		
A.4 Substance Use	77		
A.4.1 Tobacco Use	77		
A.4.2 Alcohol Use	79		
A.4.3 Marijuana Use	84		
A.4.4 Other Drug Use	86		
A.4.5 Lifetime Drug Use	88		
A.4.6 Availability of Alcohol, Tobacco and Drugs	90		
A.4.7 Perceived Risk of Harm from Substance Use	91		
A.4.8 Communication about Substance Use	94		
A.5 Parenting and Parental Attitudes	95		
A.5.1 Family Management	95		
A.5.2 Parental Attitudes towards Substance Use	95		
A.6 Influence of Friendships	97		
A.6.1 Friends' Attitudes towards Substance Use	97		
A.7 Height and Weight	98		
A.7.1 Body Mass Index and Weight	98		
B SWS QUESTIONNAIRES	100		

List of Tables

1	Participants by Gender	11	44	BMI Categories	55
2	Race and Ethnicity	11	45	How do you describe your weight?	55
3	Hispanic or Latino/Latina?	12	46	What are you trying to do about your weight?	55
4	Tribe	12	47	During the past 30 days, did you go without eating for 24 hours or more to lose weight or to keep from gaining weight?	55
5	Language Used at Home	13	48	During the past 30 days, did you take diet pills, powders, or liquids without a doctor's advice to lose weight or to keep from gaining weight?	56
6	Supportive Atmosphere	14	49	During the past 30 days, did you vomit or take laxatives to lose weight or to keep from gaining weight?	56
7	Attachment to School	16	50	Alcohol - Past 30 Day Use	57
8	Value School Work	16	51	Binge - Past 30 Day Use	57
9	Accountability to Parents	16	52	Marijuana - Past 30 Day Use	57
10	Opportunities for Participation	18	53	Cigarettes - Past 30 Day Use	57
11	Safe Environment	20	54	Illicit Drug Use - Past 30 Day Use	57
12	Bullying	20	55	Alcohol - Perceived Risk	57
13	Harassment	21	56	Marijuana - Perceived Risk	57
14	Serious Problem Behaviors on School Property - Past 12 Months	25	57	Cigarettes - Perceived Risk	58
15	Serious Problem Behaviors on School Property - Past 30 Days	25	58	Alcohol - Easy to Get	58
16	Serious Problem Behaviors	25	59	Cigarettes - Easy to Get	58
17	PYD Benchmark	27	60	Marijuana - Easy to Get	58
18	General Health	27	61	Felt sad almost every day for two weeks or more	58
19	Competence, Confidence, Support and Service	27	62	Seriously consider attempting suicide	58
20	Psychological Distress	31	63	Actually attempted suicide	58
21	Mental Health Inventory-5 Questions	31	64	Race or ethnic origin	59
22	Depression and Suicide Ideation	32	65	Being gay, lesbian, bisexual or transgender	59
23	Adverse Childhood Experience*	34	66	Who your friends are	59
24	Types of Gambling in the Past 30 Days	36	67	How you look	59
25	Signs of Problem Gambling	37	68	Received unwanted sexual comments	59
26	Communication About the Risks of Gambling	37	69	Through e-mail, social media sites (Facebook, Twitter, etc.)	59
27	Abstinence from Substance Use	42	70	For other reasons	59
28	Substance Use in the Past 30 Days	43	71	Did not go to school because of feelings about safety	59
29	Alcohol Use in the Past 30 Days	47	72	Skipped school	60
30	Alcohol and Vehicles in the Past 30 Days	47	73	How old are you?	61
31	Attitudes about Drinking	48	74	What is your sex?	61
32	Availability	49	75	Which of the following best describes you?	61
33	Parental Attitude toward Substance Use	50	76	In what grade are you?	62
34	Student Attitude toward Substance Use	50	77	What is your race?	62
35	Perceived Risk of Harm	51	78	Are you Hispanic or Latino/Latina?	62
36	Communication about Substance Use	51	79	What is the language you use most often at home?	62
37	30 Day Use	52	80	Have you changed schools (including changing from elementary to middle and middle to high school) in the past year?	62
38	Perception of Moderate or Great Risk	53	81	How many times have you changed homes since kindergarten?	63
39	Parents Feel It Would Be Wrong or Very Wrong	53	82	Putting them all together, what were your grades like last year?	63
40	Friends Feel It Would Be Wrong or Very Wrong	54	83	During the LAST FOUR WEEKS how many whole days of school have you missed because you skipped or "cut"?	63
41	Average Age (in years) of Onset	54			
42	Average Weight	55			
43	Average Height	55			

84	How do you like school?	64
85	How important do you think the things you are learning in school are going to be for your later life?	64
86	How often do you feel that the schoolwork you are assigned is meaningful and important?	64
87	Thinking back over the past school year, how often did you try to do your best work in school?	64
88	I have lots of chances to be part of class discussions or activities.	64
89	There are lots of chances for students in my school to get involved in sports, clubs, and other school activities outside of class.	64
90	I respect most of my teachers.	65
91	My teachers notice when I am doing a good job and let me know about it.	65
92	I can talk to my teachers openly and freely about my concerns.	65
93	In my school, teachers treat students with respect.	65
94	Most students at my school help each other when they are hurt or upset.	65
95	In my school, students that work hard to get good grades are picked on by other students.	65
96	During the past 30 days, on how many days did you not go to school because you felt you would be unsafe at school or on your way to or from school?	66
97	During the past 30 days, on how many days did you carry a gun as a weapon on school property?	66
98	During the past 30 days, on how many days did you carry a weapon (other than a gun) such as a knife or club on school property?	66
99	During the past 12 months, how many times were you in a physical fight?	66
100	During the past 12 months, how many times were you in a physical fight on school property?	67
101	During the past 12 months, how many times did you bully someone (such as hitting, kicking, pushing, saying mean things, spreading rumors, or making sexual comments that bothered them)?	67
102	During the past 12 months, how many times have you been suspended from school?	67
103	During the past 12 months, how many times has someone threatened you with a weapon such as a gun, knife, or club on school property?	67
104	During the past 12 months, how many times have you been drunk or high at school?	68
105	During the past 12 months, has anyone offered, sold, or given you an illegal drug on school property?	68
106	Any harassment in the past 30 days	68
107	In the last 30 days, how many times have you been harassed at school, on a school bus or going to and from school because of your race or ethnic origin?	68

108	In the last 30 days, how many times have you been harassed at school, on a school bus or going to and from school because someone said you were gay, lesbian, bisexual or transgender?	68
109	In the last 30 days, how many times have you been harassed at school, on a school bus or going to and from school because of who your friends are?	68
110	In the last 30 days, how many times have you been harassed at school, on a school bus or going to and from school because of how you look (weight, clothes, acne, or other physical characteristics)?	69
111	In the last 30 days, how many times have you been harassed at school, on a school bus or going to and from school because you received unwanted sexual comments or attention?	69
112	In the last 30 days, how many times have you been harassed at school, on a school bus or going to and from school through e-mail, social media sites (Facebook, Twitter, YouTube, etc.), chat rooms, instant messaging, web sites, texting or phone?	69
113	In the last 30 days, how many times have you been harassed at school, on a school bus or going to and from school for other reasons?	69
114	How often have you seen another student bully others by hitting, kicking, punching or otherwise hurting them in school or on the school bus?	70
115	How often have you heard another student bully others by saying mean things, teasing or calling other students names in your school or on the school bus?	70
116	How often have you heard another student spread mean rumors or leave other students out of activities to be mean in your school or on the school bus?	70
117	Positive Youth Development	71
118	Would you say that in general your emotional and mental health is...	71
119	Would you say that in general your physical health is...	71
120	I can do most things if I try.	71
121	I can work out my problems.	71
122	I volunteer to help others in my community.	71
123	There is at least one teacher or other adult in my school that really cares about me.	72
124	On an average school night, how many hours of sleep do you get?	72
125	Mental Health Inventory 5	72
126	During the past 30 days, how much of the time have you been a happy person?	72
127	During the past 30 days, how much of the time have you been a very nervous person?	72
128	During the past 30 days, how much of the time have you felt calm and peaceful?	73
129	During the past 30 days, how much of the time have you felt downhearted and blue?	73

130	During the past 30 days, how much of the time have you felt so down in the dumps that nothing could cheer you up?	73
131	During the past 12 months, did you ever feel so sad or hopeless almost every day for two weeks or more in a row that you stopped doing some usual activities?	73
132	During the past 12 months, did you ever seriously consider attempting suicide?	73
133	During the past 12 months, how many times did you actually attempt suicide?	74
134	Gambling involves betting anything of value (money, a watch, soda, etc.) on a game or event with an uncertain outcome. Please mark ALL the different types of betting that you have done, if any, during the last 30 days:	74
135	During the last 12 months, have you ever felt bad about the amount you bet, or about what happens when you bet money?	75
136	During the last 12 months, have you ever felt that you would like to stop betting money but didn't think you could?	75
137	Have you ever lied to anyone about betting/gambling?	75
138	Have you ever bet/gambled more than you wanted to?	75
139	Have your parents ever talked to you about the risks of betting/gambling?	75
140	Have your teachers ever talked to you about the risks of betting/gambling?	75
141	Were your parents ever separated or divorced after you were born?	75
142	Have you ever lived with someone who is/was a problem drinker or alcoholic?	75
143	Have you ever lived with someone who uses/used street drugs?	76
144	Have you ever lived with a household member who is/was depressed or mentally ill?	76
145	Have you ever felt that you did not have enough to eat?	76
146	Have you ever felt that you had to wear dirty clothes?	76
147	Have you ever felt that you had no one to protect you?	76
148	During the past 30 days, on how many days did you smoke cigarettes?	77
149	During the past 30 days, on how many days did you use other tobacco products?	77
150	During the past 30 days, on how many days did you smoke tobacco in a "Hookah," also known as a water pipe?	77
151	During the past 30 days, from which of the following sources did you get tobacco (cigarettes, chew, cigars)? Please mark all that apply.	77
152	Used any tobacco product during the past 30 days	78
153	How old were you when you smoked a whole cigarette for the first time?	78
154	How old were you when you smoked a whole cigarette for the first time?	78

155	How old were you the first time you used tobacco products other than cigarettes such as snuff, chewing tobacco, and smoking tobacco from a pipe?	78
156	How old were you the first time you used tobacco products other than cigarettes such as snuff, chewing tobacco, and smoking tobacco from a pipe?	78
157	How old were you when you first tried e-cigarettes, vape-pens, or e-hookahs?	79
158	During your life, on how many days have you had at least one drink of alcohol?	79
159	During the past 30 days, on how many days did you have at least one drink of alcohol?	79
160	During the past 30 days, on how many days did you have 5 or more drinks of alcohol in a row, that is, within a couple of hours?	80
161	During the past 30 days, on how many days do you think most students in your school had at least one drink of alcohol? (your best estimate)	80
162	During the past 30 days, on how many days do you think most students in your school had 5 or more drinks of alcohol in a row, that is, within a couple of hours? (your best estimate)	80
163	Think of your four best friends (the friends you feel closest to). In the past 12 months, how many of your best friends have tried beer, wine, or hard liquor (for example, vodka, whiskey or gin)?	80
164	During the past 30 days, what type of alcohol did you usually drink? Select only one response.	81
165	During the past 30 days, from which of the following sources did you get the alcohol you drank? Please mark all that apply.	81
166	In the last 12 months, which of the following have you experienced? Please mark all that apply.	82
167	During the past 30 days, how many times did you ride in a vehicle driven by a parent or other adult who had been drinking alcohol?	82
168	During the past 30 days, how many times did you ride in a vehicle driven by a teenager who had been drinking alcohol?	82
169	During the past 30 days, how many times did you drive a car or other vehicle when you had been drinking alcohol?	82
170	During the past 30 days, how many times did most students in your school ride in a vehicle driven by a parent or other adult who had been drinking alcohol?	83
171	During the past 30 days, how many times did most students in your school ride in a vehicle driven by a teenager who had been drinking alcohol?	83
172	During the past 30 days, how many times did most students in your school drive a car or other vehicle when they had been drinking alcohol?	83

173	How old were you when you had more than a sip or two of beer, wine, or hard liquor (for example, vodka, whiskey, or gin) for the first time?	83	195	During your life, how many times have you Used heroin (also called smack, junk, or China White)?	89
174	How old were you when you had more than a sip or two of beer, wine, or hard liquor (for example, vodka, whiskey, or gin) for the first time?	84	196	During your life, how many times have you Used methamphetamines (also called speed, crystal, crank or ice)?	90
175	How old were you when you first began drinking alcoholic beverages regularly, that is at least once or twice a month?	84	197	During your life, how many times have you used a needle to inject any illegal drug into your body?	90
176	How old were you when you first began drinking alcoholic beverages regularly, that is at least once or twice a month?	84	198	Lifetime drug use (includes marijuana, inhalants, steroids, prescription drugs, cocaine, ecstasy, heroin, methamphetamines)	90
177	During the past 30 days, how many times did you use marijuana?	84	199	Lifetime drug use other than marijuana (includes inhalants, steroids, prescription drugs, cocaine, ecstasy, heroin, methamphetamines)	90
178	During the past 30 days, from which of the following sources did you get marijuana? Please mark all that apply.	85	200	If you wanted to get some, how easy would it be for you to get some beer, wine, or hard liquor (for example, vodka, whiskey, or gin)?	90
179	How old were you when you tried marijuana for the first time?	85	201	If you wanted to get some, how easy would it be for you to get some cigarettes?	90
180	How old were you when you tried marijuana for the first time?	85	202	If you wanted to get some, how easy would it be for you to get some marijuana?	91
181	How old were you when you first tried synthetic marijuana (also called K2, Spice, etc.) for the first time?	86	203	If you wanted to get some, how easy would it be for you to get some synthetic marijuana, example: K2, Spice, etc.?	91
182	How old were you when you first tried synthetic marijuana (also called K2, Spice, etc.) for the first time?	86	204	If you wanted to get some, how easy would it be for you to get a drug like cocaine, LSD, or amphetamines?	91
183	During the past 30 days, on how many days did you sniff glue, breathe the contents of aerosol spray cans, or inhale any paints or sprays to get high?	86	205	If you wanted to get some, how easy would it be for you to get prescription drugs not prescribed to you?	91
184	During the past 30 days, on how many days did you use synthetic marijuana, example: K2, Spice, etc.?	86	206	If you wanted to get some, how easy would it be for you to get some e-cigarettes, vape-pens, or e-hookahs?	91
185	During the past 30 days, on how many days did you use a prescription drug (such as OxyContin, Percocet, Vicodin, codeine, Adderall, Ritalin, or Xanax) without a doctor's orders?	87	207	How much do you think people risk harming themselves (physically or in other ways) if they take one or two drinks of an alcoholic beverage (beer, wine, liquor) nearly every day?	91
186	Which of the following illicit drugs did you use during the past 30 days? Please mark all that apply.	87	208	How much do you think people risk harming themselves (physically or in other ways) when they have five or more drinks of an alcoholic beverage once or twice a week?	92
187	Any illicit drug use including marijuana, synthetic marijuana, cocaine, ecstasy, heroin, hallucinogens or methamphetamines	87	209	How much do you think people risk harming themselves (physically or in other ways) if they smoke one or more packs of cigarettes per day?	92
188	Any illicit drug use including cocaine, ecstasy, heroin, hallucinogens or methamphetamines	88	210	How much do you think people risk harming themselves (physically or in other ways) if they try marijuana once or twice?	92
189	During your life, how many times have you Used marijuana?	88	211	How much do you think people risk harming themselves (physically or in other ways) if they smoke marijuana once or twice a week?	92
190	During your life, how many times have you Sniffed glue, breathed the contents of aerosol spray cans, or inhaled any paints or sprays to get high?	88	212	How much do you think people risk harming themselves (physically or in other ways) if they use prescription drugs not prescribed to them?	92
191	During your life, how many times have you Taken steroid pills or shots without a doctor's prescription?	88	213	How do you feel about someone your age having one or two drinks of an alcoholic beverage nearly every day?	92
192	During your life, how many times have you Taken a prescription drug not prescribed to you?	89	214	How do you feel about someone your age smoking one or more packs of cigarettes a day?	93
193	During your life, how many times have you Used any form of cocaine, including powder, crack or freebase?	89	215	How do you feel about someone your age trying marijuana or hashish once or twice?	93
194	During your life, how many times have you Used ecstasy (also called MDMA)?	89			

216	How do you feel about someone your age using prescription drugs not prescribed to them?	93
217	How do you feel about someone your age using synthetic marijuana, example: K2, Spice?	93
218	How do you feel about someone your age smoke e-cigarettes, vape-pens, or e-hookahs?	93
219	During the past 12 months, do you recall hearing, reading, or watching an advertisement about prevention of substance abuse?	94
220	During the past 12 months, have you had a special class about drugs or alcohol in school?	94
221	During the past 12 months, have you talked with at least one of your parents about the dangers of tobacco, alcohol, or drug use?	94
222	Would you be more or less likely to want to work for an employer that tests its employees for drug or alcohol use on a random basis?	94
223	My parents ask if I've gotten my homework done.	95
224	My parents would catch me if I skipped school.	95
225	When I am not at home, one of my parents knows where I am and whom I am with.	95
226	My family has clear rules about alcohol and drug use.	95
227	How would most students in your school respond to this statement: "My family has clear rules about alcohol and drug use."	95
228	How wrong do you think your parents feel it would be for you to have one or two drinks of an alcoholic beverage nearly every day?	95
229	How wrong do you think your parents feel it would be for you to smoke cigarettes?	96
230	How wrong do you think your parents feel it would be for you to smoke marijuana?	96
231	How wrong do you think your parents feel it would be for you to use prescription drugs not prescribed to you?	96
232	How wrong do you think your parents feel it would be for you to use synthetic marijuana, example: K2, Spice?	96
233	How wrong do you think your parents feel it would be for you to smoke e-cigarettes, vape-pens, or e-hookahs?	96
234	How wrong do you think your friends feel it would be for you to have one or two drinks of an alcoholic beverage nearly every day?	97
235	How wrong do you think your friends feel it would be for you to smoke tobacco?	97
236	How wrong do you think your friends feel it would be for you to smoke marijuana?	97
237	How wrong do you think your friends feel it would be for you to use prescription drugs not prescribed to you?	97
238	How wrong do you think your friends feel it would be for you to use synthetic marijuana, example: K2, Spice?	97
239	How wrong do you think your friends feel it would be for you to smoke e-cigarettes, vape-pens, or e-hookahs?	97

240	Body Mass Index Percentile Ranking	98
241	How do you describe your weight?	98
242	Which of the following are you trying to do about your weight?	98
243	During the past 30 days, did you Go without eating for 24 hours or more (also called fasting) to lose weight or to keep from gaining weight?	98
244	During the past 30 days, did you Take any diet pills, powders, or liquids without a doctor's advice to lose weight or to keep from gaining weight? (Do not include meal replacement products such as Slim Fast.)	98
245	During the past 30 days, did you Vomit or take laxatives to lose weight or to keep from gaining weight?	99

List of Figures

1	Supportive Atmosphere	15
2	Attachment to School	17
3	Opportunities for Participation	19
4	Harassment - Grade 6	22
5	Harassment - Grade 8	23
6	Harassment - Grade 11	24
7	Serious Problem Behaviors	26
8	Positive Youth Development - Grade 6	28
9	Positive Youth Development - Grade 8	29
10	Positive Youth Development - Grade 11	30
11	Psychological Distress, Depression and Suicide	33
12	Adverse Childhood Experience	35
13	Gambling - Grade 6	38
14	Gambling - Grade 8	39
15	Gambling - Grade 11	40
16	Signs of Problem Gambling	41
17	Alcohol, Tobacco and Other Drug Use - Grade 6	44
18	Alcohol, Tobacco and Other Drug Use - Grade 8	45
19	Alcohol, Tobacco and Other Drug Use - Grade 11	46

1 INTRODUCTION

This is a report of key findings from the *Oregon Student Wellness Survey*, a survey of 6th, 8th and 11th grade youth, conducted in the spring of 2016. The *Oregon Student Wellness Survey* is an anonymous and voluntary survey sponsored by the Oregon Health Authority (OHA) in collaboration with the Oregon Department of Education. OHA contracted with International Survey Associates to recruit schools, administer the survey and report survey results. The survey was available free of charge to all Oregon public and charter schools that chose to participate. Schools that agreed to participate in the *Oregon Student Wellness Survey* were given the option of administering the survey either online or by paper and pencil with the school district determining which method would be best for their particular circumstances.

The *Oregon Student Wellness Survey* was designed to assess a wide range of topics that included school climate, positive youth development, mental health, physical health, substance use, problem gambling, fighting and other problem behaviors.

Oregon Student Wellness Survey results are used by schools, state and local agencies, organizations and communities to assess and monitor the health and well being of Oregon youth and the environments in which they live. *Oregon Student Wellness Survey* data can serve as a valuable tool for program planning, implementation, and evaluation. The data are essential information for communications with legislators and the public, and communities and local agencies will find the data improves their ability to procure funding by providing the baseline data needed for grant writing. In these ways, schools, communities and policy makers will find themselves poised to make effective decisions about behavior and health related policies, services, programs and educational activities.

The *Oregon Student Wellness Survey* was designed as a split survey. The 6th and 8th grade version of the survey consisted of a subset of the questions found on the 11th grade version. In order to provide results that spanned all grade levels in a single report, the data for questions that did not appear on the 6th and 8th grade version appear in this report as missing.

This report is divided into topic specific sections. Each section provides a brief overview of the topic, followed by summary data tables that include results for all three grades. In addition, both local data and state data are reported. The state data for this report has been weighted based on enrollment numbers. The county data in this report has also been weighted.

For questions about the survey please contact:

Rusha Grinstead MS, MPH, PMP rusha.grinstead@state.or.us
Office of Health Analytics
Oregon Health Authority
500 Summer St NE, E-86
Salem, OR 97301

1.1 Participants by Gender

Table 1: Participants by Gender

	Grade 6		Grade 8		Grade 11	
	County	State	County	State	County	State
Female	49.2	49.5	43.5	48.5	44.4	47.7
Male	50.3	49.6	54.8	49.5	52.9	50.0
Transgender	0.5	0.3	0.5	0.7	1.4	0.8
Other	0.0	0.7	1.2	1.3	1.2	1.5

* NA - No Answer

1.2 Race and Ethnicity

Schools throughout Oregon vary considerably in the racial and ethnic composition of their students. The *Oregon Student Wellness Survey* asks one question about race and another about Hispanic or Latino ethnicity.

The table below shows the percentage of students that self-identified as...

Table 2: Race and Ethnicity

	Grade 6		Grade 8		Grade 11	
	County	State	County	State	County	State
American Indian or Alaska Native	4.8	3.6	2.2	2.5	2.7	1.8
Asian	0.8	4.4	0.5	4.2	2.2	4.0
Black or African American	1.3	2.7	1.0	2.6	0.2	2.1
Native Hawaiian or Other Pacific Islander	1.0	0.9	0.7	1.1	0.7	1.0
White	70.3	54.5	77.3	56.4	80.4	64.6
Multiracial	11.2	13.5	11.6	13.0	7.8	10.5
Other	10.7	20.2	6.7	20.2	5.9	16.1

Percentages exclude missing answers.

The table below shows the student responses to the question "Are you Hispanic or Latino/Latina?"

Table 3: Hispanic or Latino/Latina?

	Grade 6		Grade 8		Grade 11	
	County	State	County	State	County	State
Yes	12.0	25.8	10.7	26.7	10.0	23.9
No	88.0	74.2	89.3	73.3	90.0	76.1

Percentages exclude missing answers.

1.3 Tribal Affiliation

Students were asked if they were enrolled in any of the following tribes.

Table 4: Tribe

	Grade 6		Grade 8		Grade 11	
	County	State	County	State	County	State
I am not enrolled in a tribe	88.3	91.1	96.2	93.1	93.6	94.7
Burns Paiute Tribe	0.0	0.1	0.0	0.1	0.3	0.1
Coquille Indian Tribe	0.3	0.2	0.0	0.2	0.0	0.1
Cow Creek Band of Umpqua Tribe of Indians	0.0	0.2	0.0	0.2	0.0	0.2
Confederated Tribes of Grand Ronde	0.3	0.1	0.0	0.1	0.5	0.2
Klamath Tribes	0.3	0.4	0.5	0.2	0.0	0.3
Confederated Tribes of the Umatilla Indian Reservation	0.0	0.1	0.0	0.2	0.0	0.1
Confederated Tribes of the Coos, Lower Umpqua, and Siuslaw Indians	0.3	0.1	0.0	0.1	0.0	0.1
Confederated Tribes of Siletz Indians	0.3	0.2	0.0	0.3	1.0	0.1
Confederated Tribes of Warm Springs	0.5	0.1	0.0	0.1	0.0	0.2
Other	9.8	7.3	3.3	5.5	4.6	4.0

Percentages exclude missing answers.

1.4 Language Used at Home

Students were asked what language they used most often at home.

Table 5: Language Used at Home

	Grade 6		Grade 8		Grade 11	
	County	State	County	State	County	State
English	97.0	83.0	97.8	83.6	97.6	85.5
Russian	0.3	0.9	0.0	1.2	0.5	1.0
Spanish	2.5	12.7	2.2	12.0	1.2	9.9
Vietnamese	0.0	0.6	0.0	0.7	0.0	0.6
A tribal language	0.0	0.1	0.0	0.2	0.0	0.3
Another language	0.3	2.7	0.0	2.3	0.7	2.6

Percentages exclude missing answers.

2 SCHOOL CLIMATE

School climate is an important issue to parents, administrators and the community. The environment within a school directly impacts students' academic, social, emotional and mental states. Respectful, supportive relationships among students, teachers and parents are fundamental. When students have opportunities to collaborate and share a sense of purpose and ideals, students, faculty and staff look forward to school. When students are attached to school and to teachers and prosocial peers, they are more likely to behave in prosocial ways themselves, and to avoid engaging in high-risk behaviors.

There is strong evidence that the learning environment influences student attachment to school. Classroom and school interventions that make the learning environment safer, more caring, better managed and highly participatory and that enhance students' social competence have been shown to increase student attachment to school. A comprehensive assessment of school climate involves input from students, faculty and staff on a wide range of topics. The data collected with the *Oregon Student Wellness Survey* deals exclusively with the student perception aspect of school climate. It provides an assessment of whether students feel they belong, are valued and physically and emotionally safe at school.

2.1 Supportive Atmosphere

In supportive atmospheres students feel more comfortable approaching and interacting with teachers and peers, thereby strengthening their relationships.

The table below reports the percentage of students that agree with the following statements.

Table 6: Supportive Atmosphere

	Grade 6		Grade 8		Grade 11	
	County	State	County	State	County	State
My teachers notice when I am doing a good job and let me know about it.	82.2	79.0	71.0	68.8	59.7	64.7
I can talk to my teachers openly and freely about my concerns.	68.1	68.9	63.7	56.6	55.6	61.1
In my school, teachers treat students with respect.	87.1	88.6	80.6	77.1	70.2	76.6
Most students at my school help each other when they are hurt or upset.	75.3	76.8	74.2	63.8	55.2	60.9
In my school, students that work hard to get good grades are picked on by other students.	33.1	29.0	19.2	24.5	14.5	19.1

Percentages exclude missing answers.

Supportive Atmosphere Columbia County

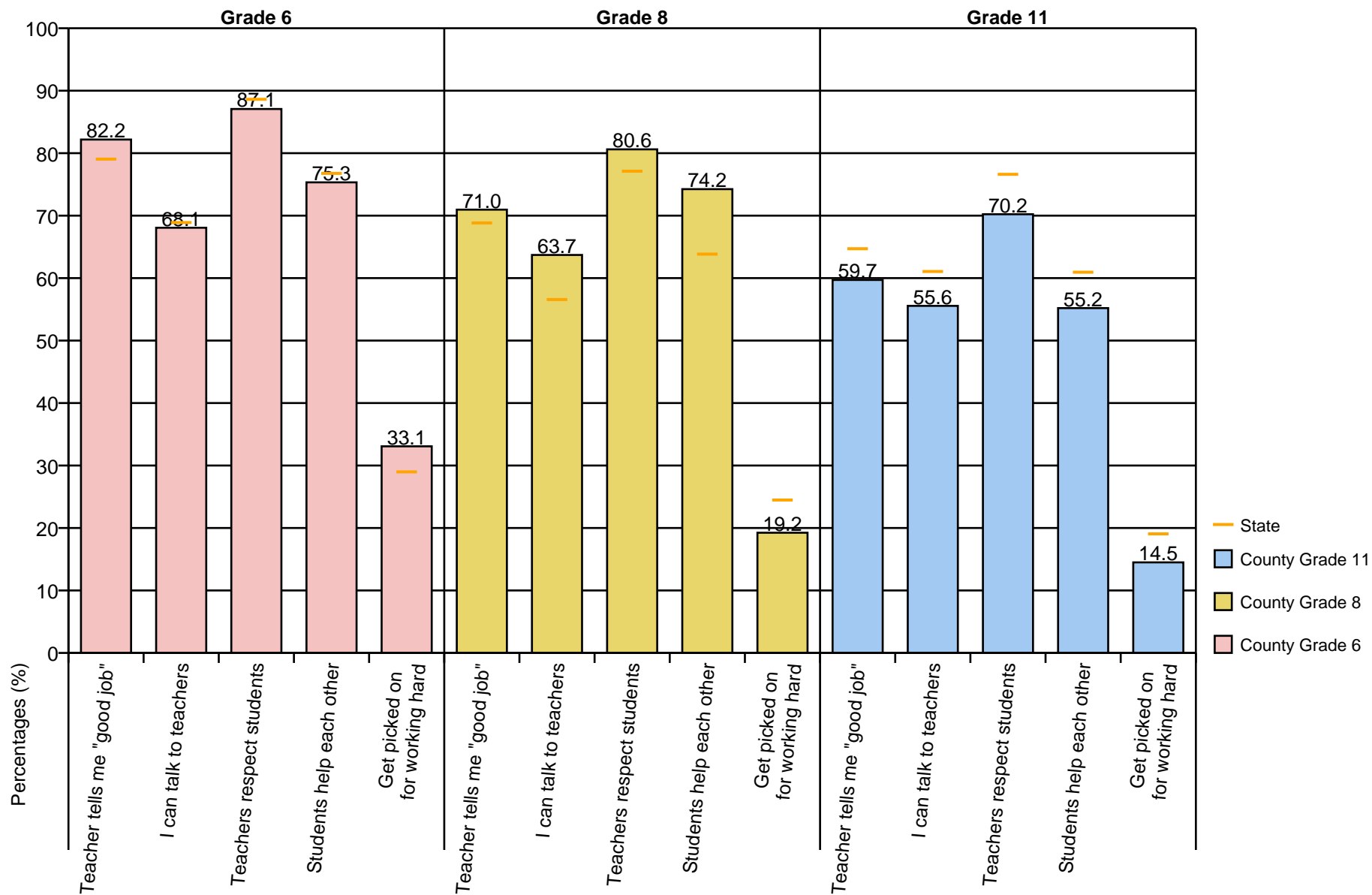


Figure 1: Supportive Atmosphere

2.2 Attachment to School

Students who like school, feel their assignments are important, and that what they are learning in school will be valuable to them later in life, are better prepared to make successful transitions after graduation. Young people who do not feel a part of society, are not bound by rules, don't believe in trying to be successful or responsible are at high risk of academic failure and developing mental, emotional or behavioral disorders.

Table 7: Attachment to School

	Grade 6		Grade 8		Grade 11	
	County	State	County	State	County	State
I like school	53.6	59.7	43.5	44.2	34.1	38.9
I did not skip school in the last four weeks	66.5	74.5	80.4	76.5	68.9	67.9
I respect my teachers	90.9	94.5	92.3	89.1	88.5	90.8

Percentages exclude missing answers.

The following tables show the percentage of students who say...

Table 8: Value School Work

	Grade 6		Grade 8		Grade 11	
	County	State	County	State	County	State
I feel that schoolwork is meaningful and important	55.9	63.5	43.9	42.0	18.0	25.1
I tried to do my best work in school over the past year	87.0	87.8	79.0	77.2	66.5	67.4
I think the things I am learning in school are going to be important later in life	70.1	75.9	58.3	56.5	28.5	37.8

Percentages exclude missing answers.

Table 9: Accountability to Parents

	Grade 6		Grade 8		Grade 11	
	County	State	County	State	County	State
My parents ask if I've gotten my homework done.	87.7	88.8	85.8	80.8	64.8	70.8
My parents would catch me if I skipped school.	92.5	90.6	90.7	84.8	72.3	72.0
When I am not at home, one of my parents knows where I am and whom I am with.	90.3	90.4	91.4	87.6	80.3	81.1

Percentages exclude missing answers.

Attachment to School
Columbia County

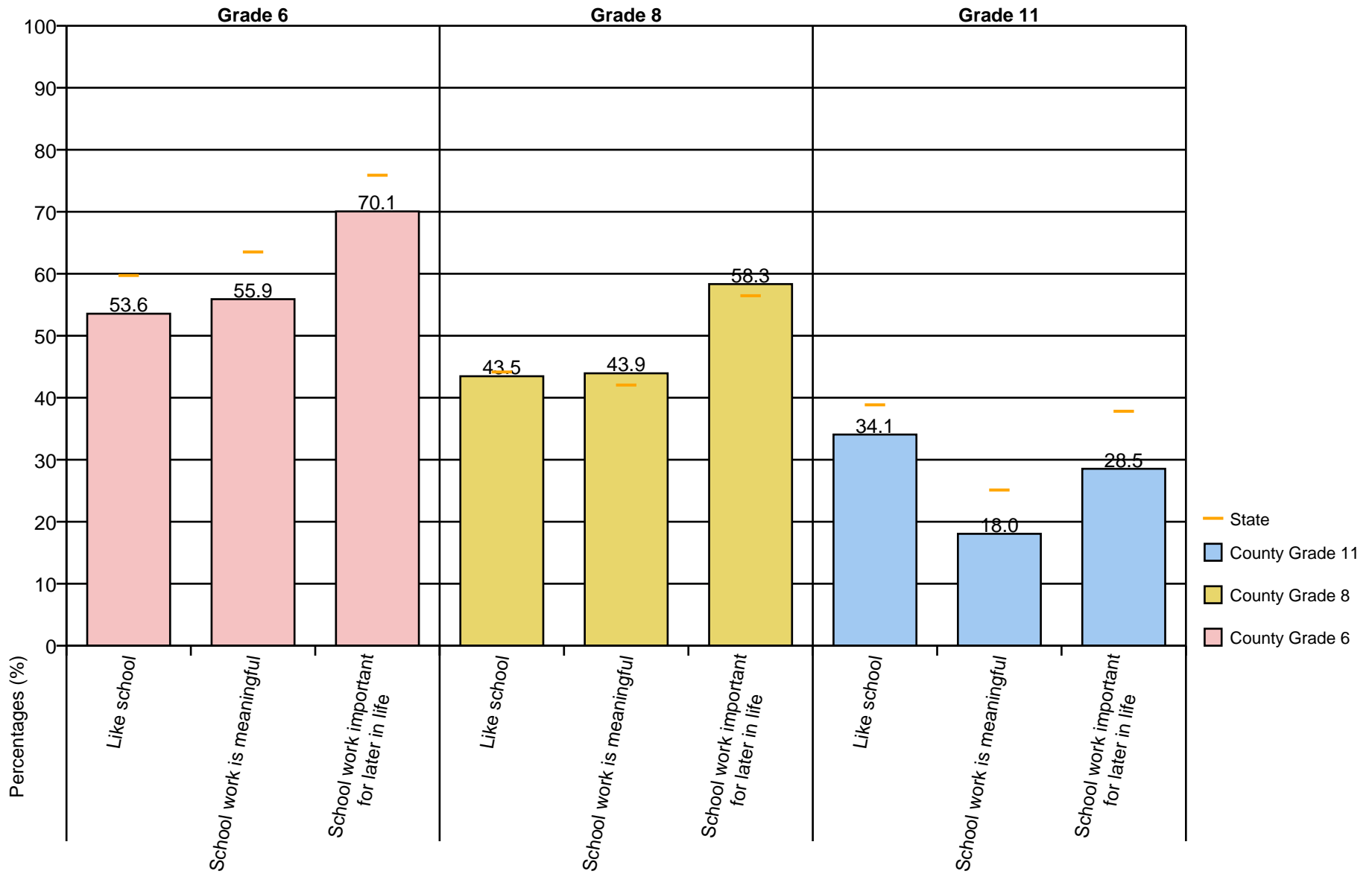


Figure 2: Attachment to School

2.3 Opportunities for Participation

When young people are given many opportunities to participate meaningfully in school activities that are important to them, they are less likely to engage in problem behaviors. When opportunities are available for positive participation outside of class, children are less likely to engage in substance use, and other problem behaviors.

The table below shows the percentage of students that agree with the following statements about their school.

Table 10: Opportunities for Participation

	Grade 6		Grade 8		Grade 11	
	County	State	County	State	County	State
I have lots of chances to be part of class discussions or activities.	87.3	89.6	90.7	87.2	83.6	87.7
There are lots of chances for students in my school to get involved in sports, clubs, and other school activities outside of class.	88.0	90.0	90.2	86.9	89.2	89.9

Percentages exclude missing answers.

Opportunities for Participation

Columbia County

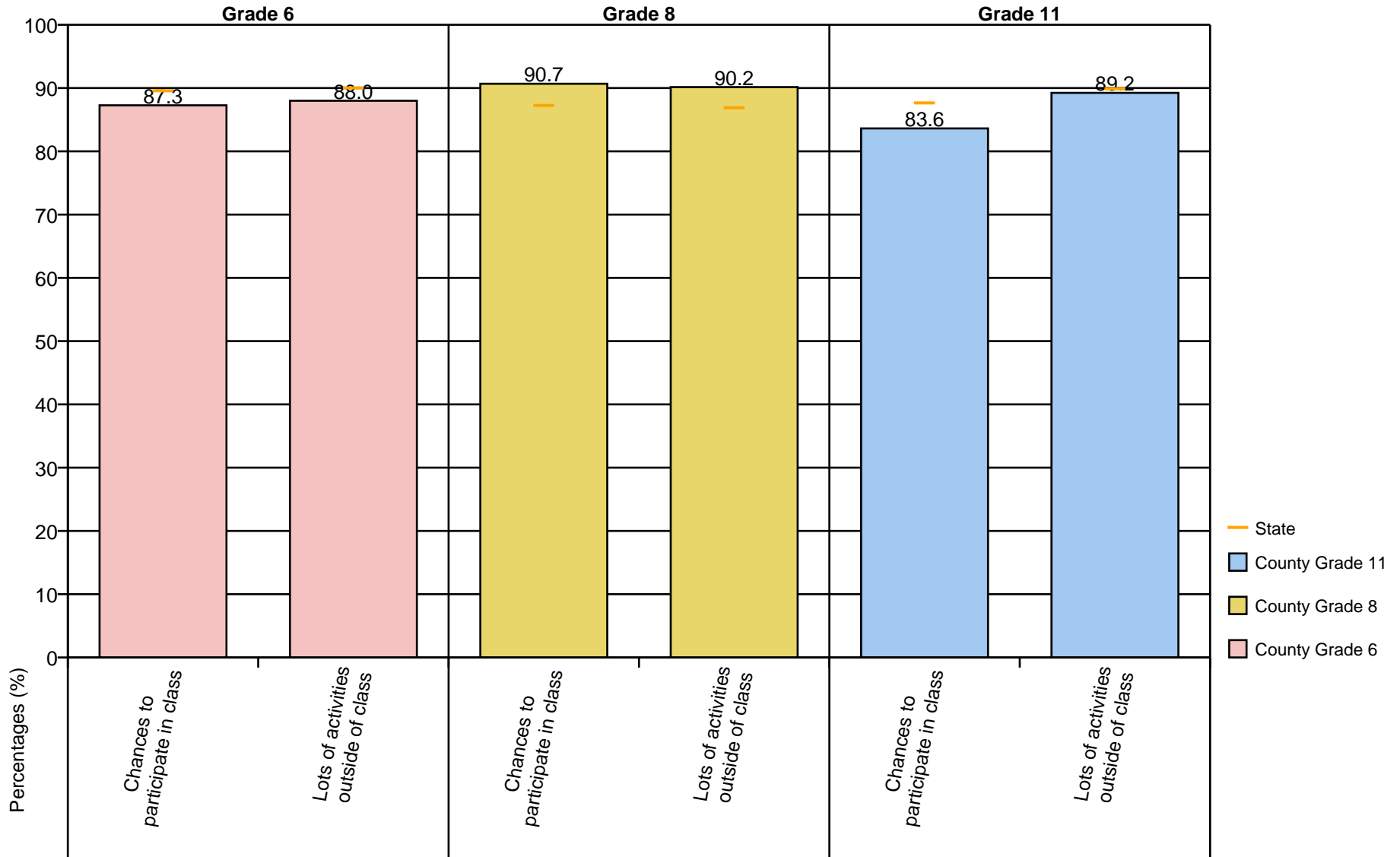


Figure 3: Opportunities for Participation

2.4 Safe Environment

Students who are harassed, feel unsafe or otherwise victimized are more likely to cut classes, skip school, feel depressed or become involved in problem behaviors. Comprehensive discipline, positive behavior support and anti-bullying programs in schools have been shown to reduce the incidence of harassment.

Table 11: Safe Environment

	Grade 6		Grade 8		Grade 11	
	County	State	County	State	County	State
Did not go to school one or more times in the past 30 days because you felt unsafe at school or on your way to or from school	8.0	8.7	7.3	7.3	6.9	7.7

Percentages exclude missing answers.

The following table shows the percentage of students that witnessed another student being harassed in school or on the school bus in the past year.

Table 12: Bullying

	Grade 6		Grade 8		Grade 11	
	County	State	County	State	County	State
Heard another student bully others by saying mean things, teasing or calling other students names in your school or on the school bus?	70.5	67.1	77.9	74.7	76.0	66.8
Seen another student bully others by hitting, kicking, punching or otherwise hurting them in school or on the school bus?	54.5	49.8	61.2	54.9	56.6	42.9
Heard another student spread mean rumors or leave other students out of activities to be mean in your school or on the school bus?	72.3	63.6	75.3	72.0	77.2	68.4

Percentages exclude missing answers.

This table shows the percentage of students that have been harassed during the past 30 days. Students were asked to indicate whether they were harassed at school or on the way to or from school for any of the following reasons.

Table 13: Harassment

	Grade 6		Grade 8		Grade 11	
	County	State	County	State	County	State
Your race or ethnic origin	9.6	8.8	8.3	12.5	8.6	9.7
Someone said you were gay, lesbian, bisexual or transgender	19.7	13.3	12.6	12.8	10.3	7.3
Your group of friends	30.5	19.8	23.3	20.7	16.6	14.0
Your weight, clothes, acne or other physical characteristics	37.5	25.9	30.1	29.7	20.9	19.8
Unwanted sexual comments or attention	9.7	6.5	8.7	11.0	12.1	10.9
E-mail, chat rooms, IM, web sites, texting or phone	19.1	13.6	18.7	18.7	13.8	13.5
For other reasons.	27.6	20.9	22.9	23.1	16.0	15.4
Any harassment in the past 30 days	56.8	45.7	47.7	48.9	39.2	36.7

Percentages exclude missing answers.

Harassment - Grade 6
Columbia County

Grade 6

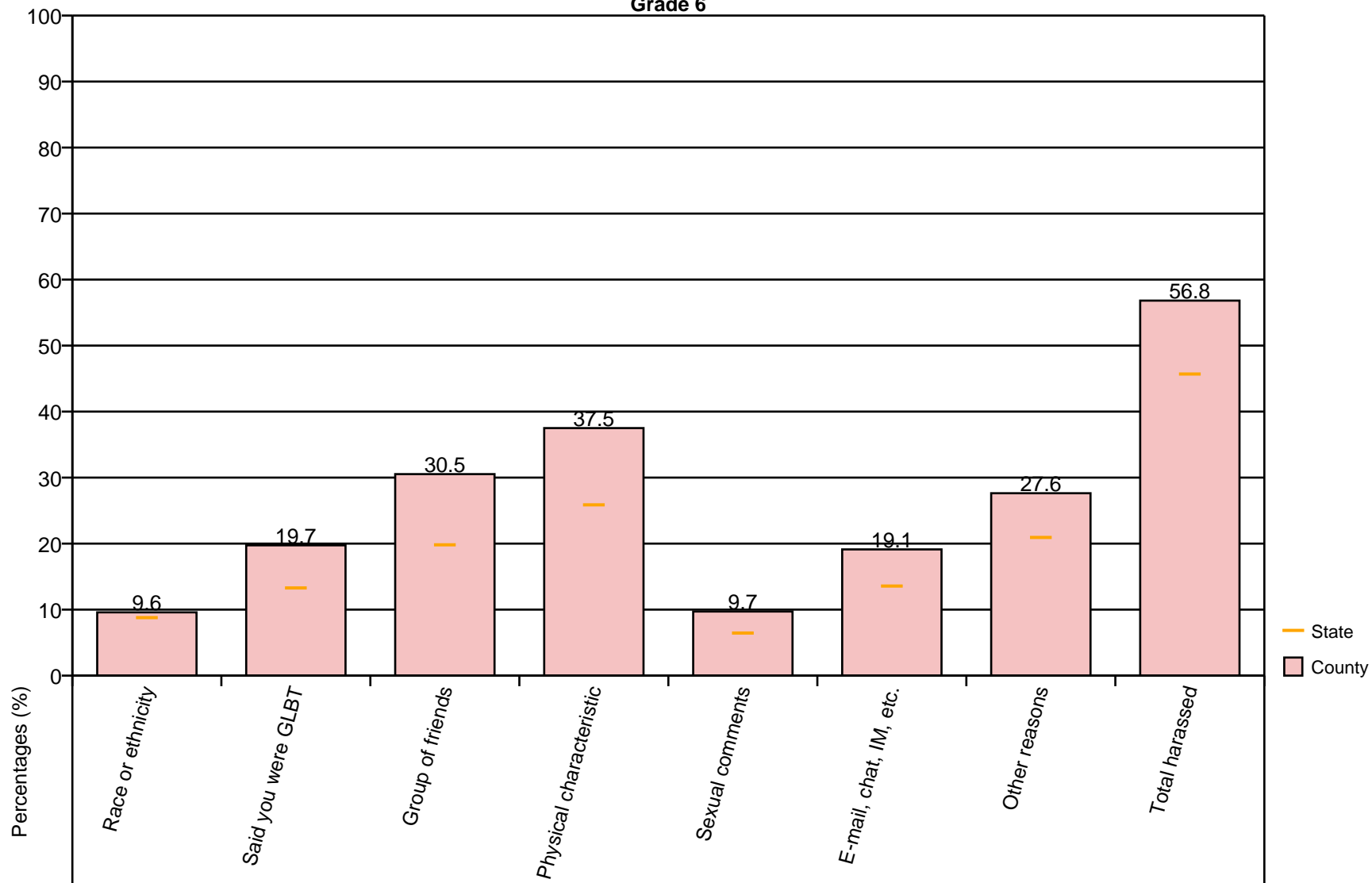


Figure 4: Harassment - Grade 6

Harassment - Grade 8
Columbia County

Grade 8

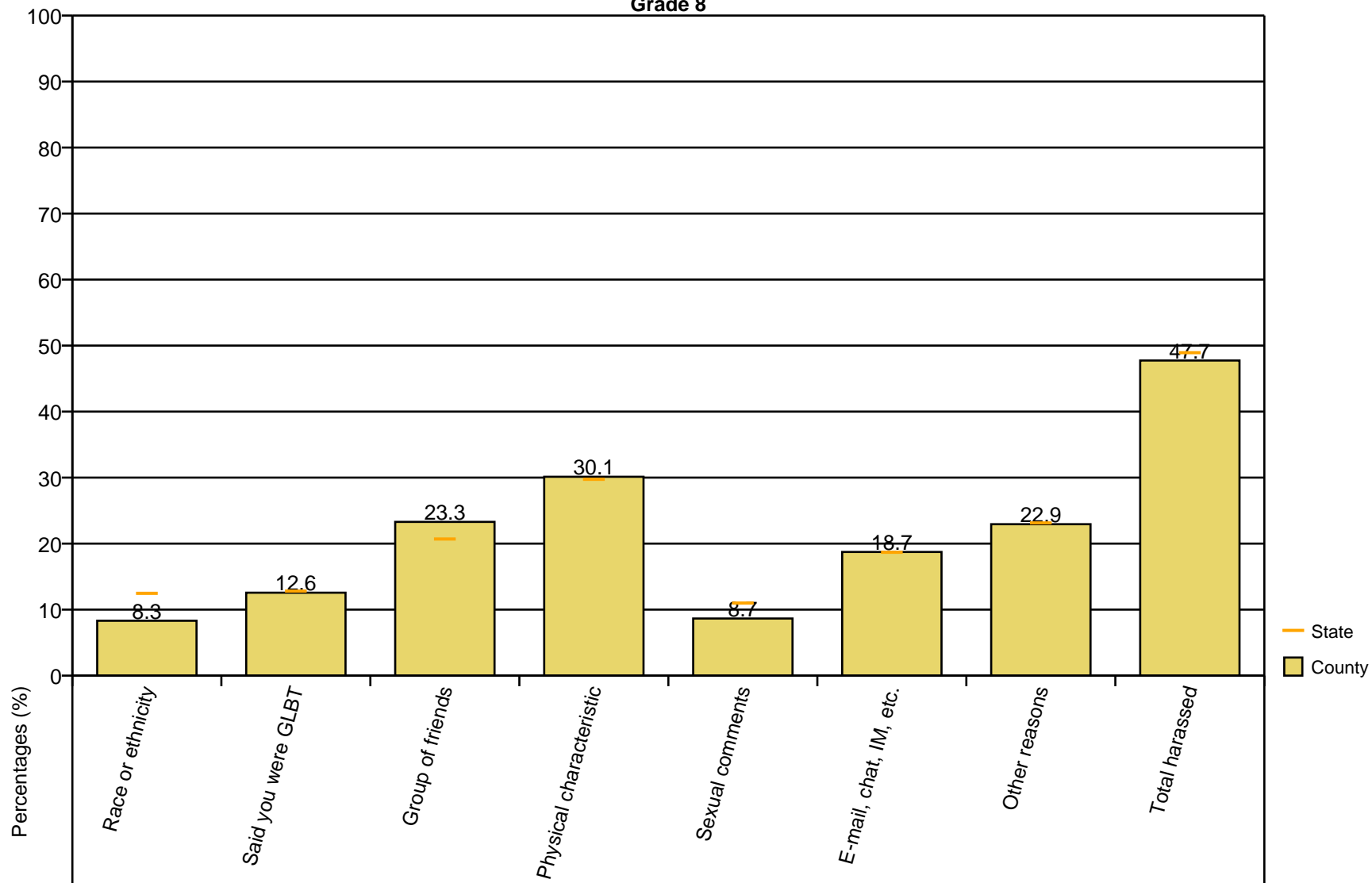


Figure 5: Harassment - Grade 8

Harassment - Grade 11
Columbia County

Grade 11

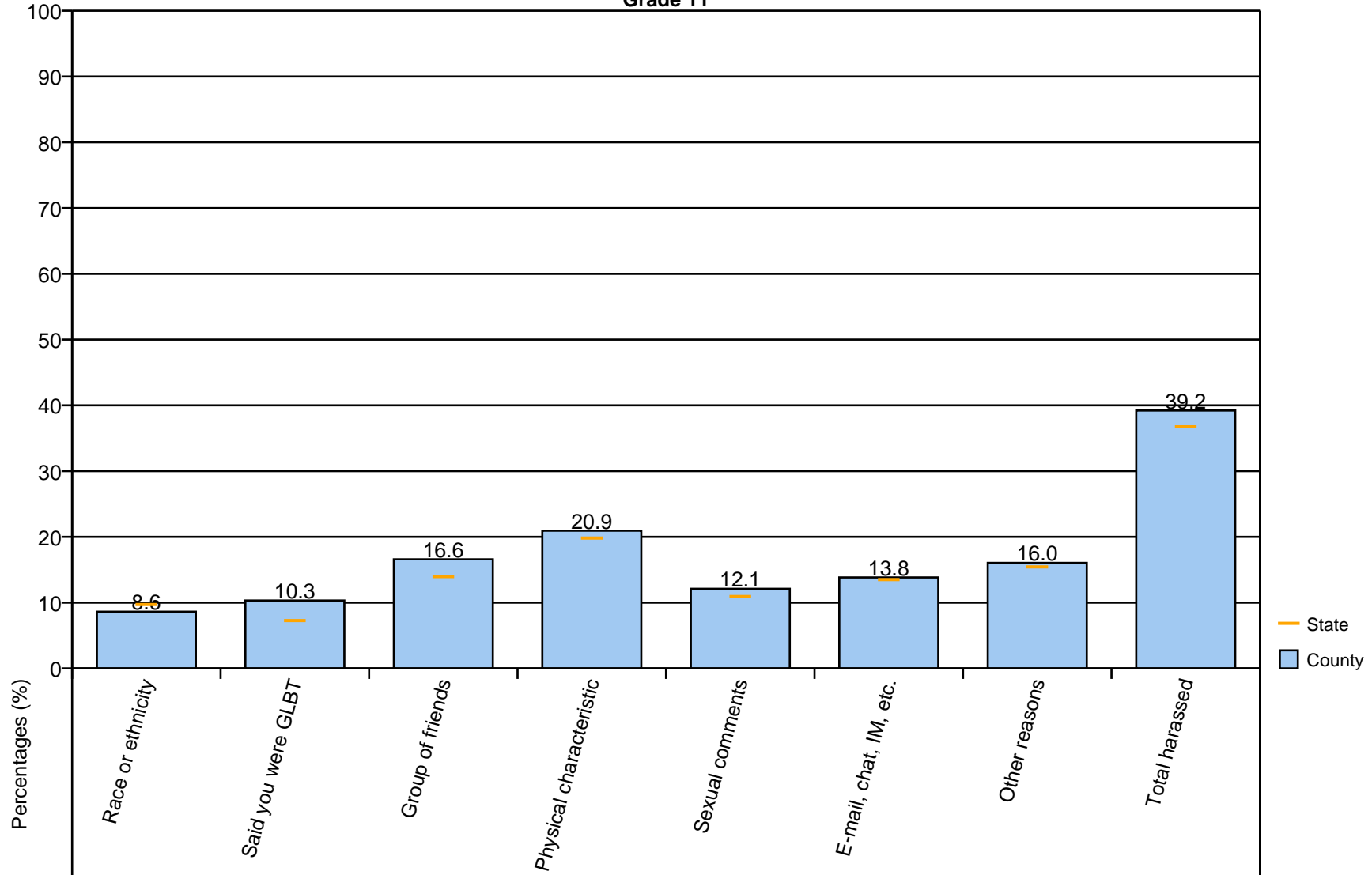


Figure 6: Harassment - Grade 11

2.5 Serious Problem Behaviors

Schools are one of the safest places for our children. This does not mean that they are free of serious problem behaviors.

This table shows the prevalence of other serious problem behaviors reported to have occurred in the past 12 months at school.

Table 14: Serious Problem Behaviors on School Property - Past 12 Months

	Grade 6		Grade 8		Grade 11	
	County	State	County	State	County	State
Someone has offered, sold or given you an illegal drug at school	4.1	2.4	12.5	9.3	18.8	18.3
Were in a physical fight on school property	18.3	14.9	11.4	12.5	6.4	5.8
Been threatened with a weapon on school property	18.1	9.0	11.1	10.9	14.0	7.0

Percentages exclude missing answers.

This table shows the prevalence of other serious problem behaviors reported to have occurred in the past 30 days at school.

Table 15: Serious Problem Behaviors on School Property - Past 30 Days

	Grade 6		Grade 8		Grade 11	
	County	State	County	State	County	State
Took a weapon other than a gun to school	3.4	2.4	3.0	4.8	10.2	7.3
Took a gun to school	1.8	0.7	0.0	1.0	1.7	1.4
Have a gun/weapon on school property	3.9	2.5	3.0	5.0	10.6	7.6

Percentages exclude missing answers.

This table shows problem behaviors that took place in the past 12 months, but they may take place anywhere, not necessarily on school property.

Table 16: Serious Problem Behaviors

	Grade 6		Grade 8		Grade 11	
	County	State	County	State	County	State
In a physical fight	29.6	26.3	21.7	23.8	16.3	14.2
Bullied someone physically or verbally	14.5	15.2	14.5	19.2	14.3	12.4

Percentages exclude missing answers.

Serious Problem Behaviors Columbia County

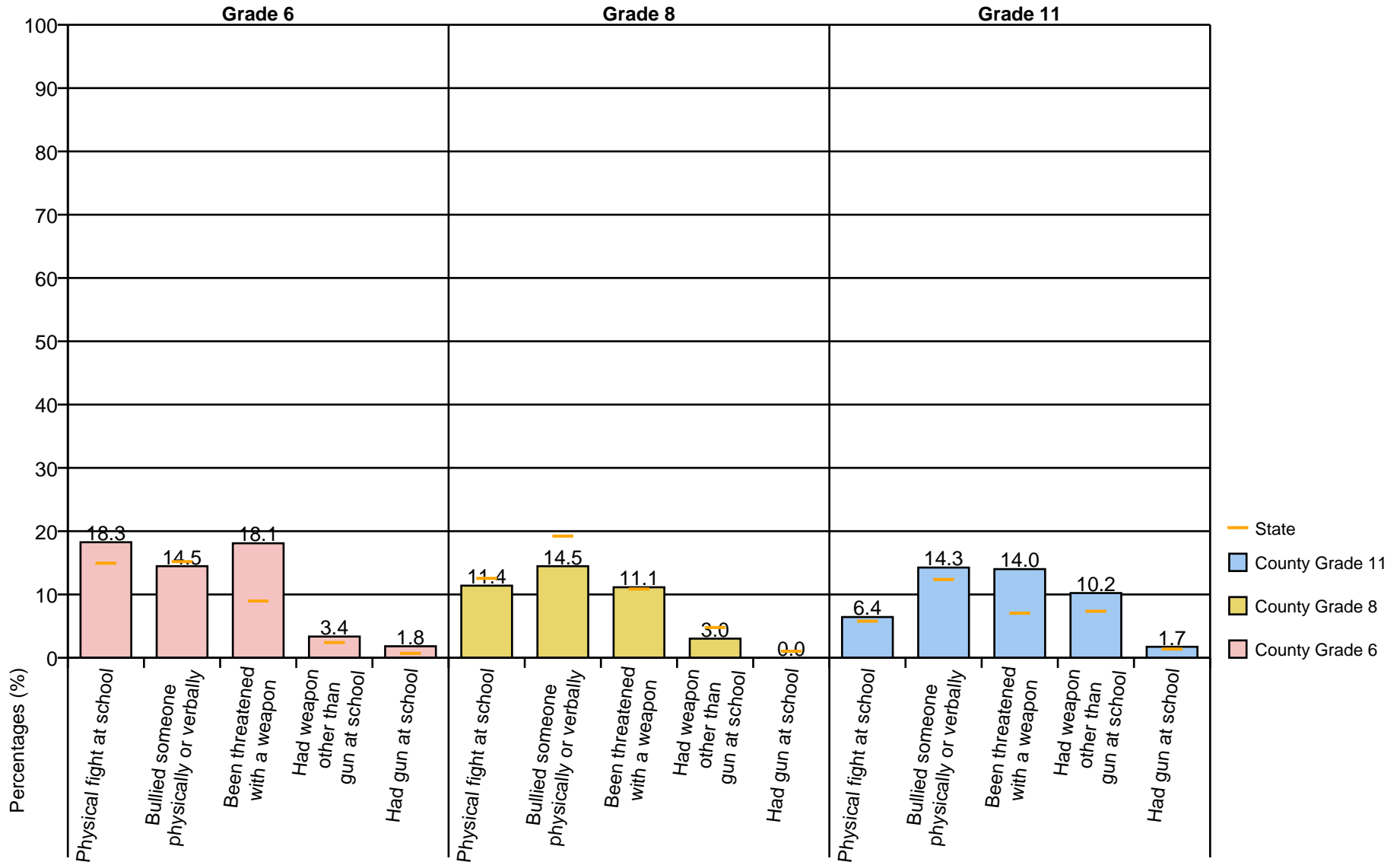


Figure 7: Serious Problem Behaviors

3 POSITIVE YOUTH DEVELOPMENT

In 2006, a statewide benchmark of positive youth development (PYD) was established for 8th and 11th graders. High levels of positive youth development are strongly associated with healthy behaviors and student success. The benchmark looks at six components: emotional and mental health, physical health, feelings of competence, self-confidence, support of a caring adult in school, and service to the community.

3.1 Positive Youth Development Benchmark

Students that answer at least five of the six PYD questions in a positive manner are considered to have strong positive youth development.

Table 17: PYD Benchmark

	Grade 6		Grade 8		Grade 11	
	County	State	County	State	County	State
Strong positive youth development	61.0	63.3	59.8	54.8	55.0	59.3
Weak positive youth development	39.0	36.7	40.2	45.2	45.0	40.7

3.2 General Health

Two questions are asked as an assessment of student health.

Table 18: General Health

	Grade 6		Grade 8		Grade 11	
	County	State	County	State	County	State
Good to excellent physical health	91.1	90.7	89.6	85.9	80.4	81.9
Good to excellent emotional and mental health	85.6	88.7	79.6	79.5	65.2	72.5

3.3 Competence, Confidence, Support and Service

The following table reports the percentage of students that indicated the statement is "pretty much true" or "very much true."

Table 19: Competence, Confidence, Support and Service

	Grade 6		Grade 8		Grade 11	
	County	State	County	State	County	State
I can work out my problems.	81.5	80.8	81.9	78.7	81.9	84.6
I can do most things if I try.	72.4	75.3	82.0	78.3	84.7	87.2
There is at least one teacher or other adult in my school that really cares about me.	76.3	73.5	66.2	66.1	71.0	71.2
I volunteer to help others in my community.	56.7	57.4	54.4	48.9	50.9	55.4

Positive Youth Development - Grade 6

Columbia County

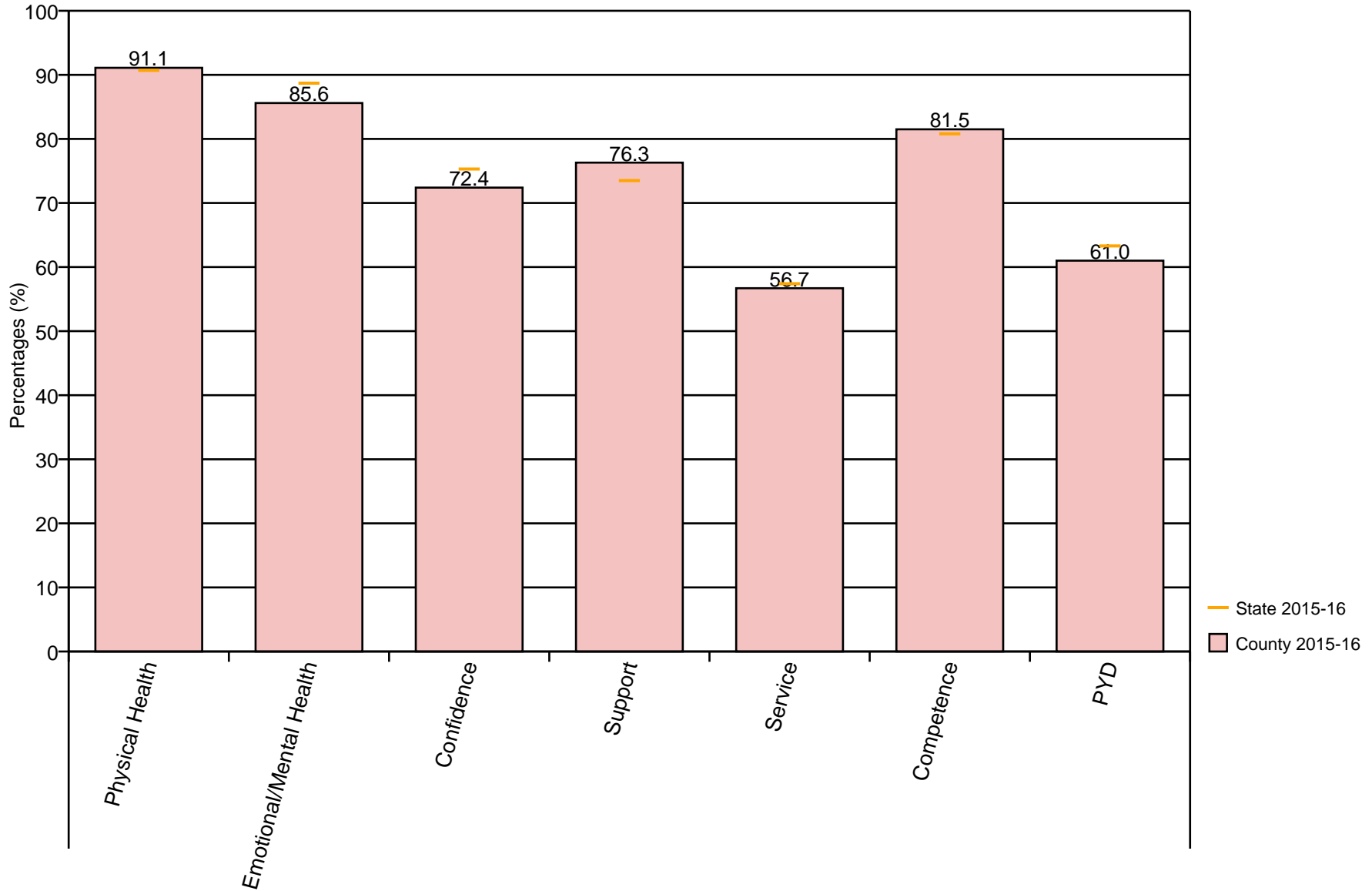


Figure 8: Positive Youth Development - Grade 6

Positive Youth Development - Grade 8 Columbia County

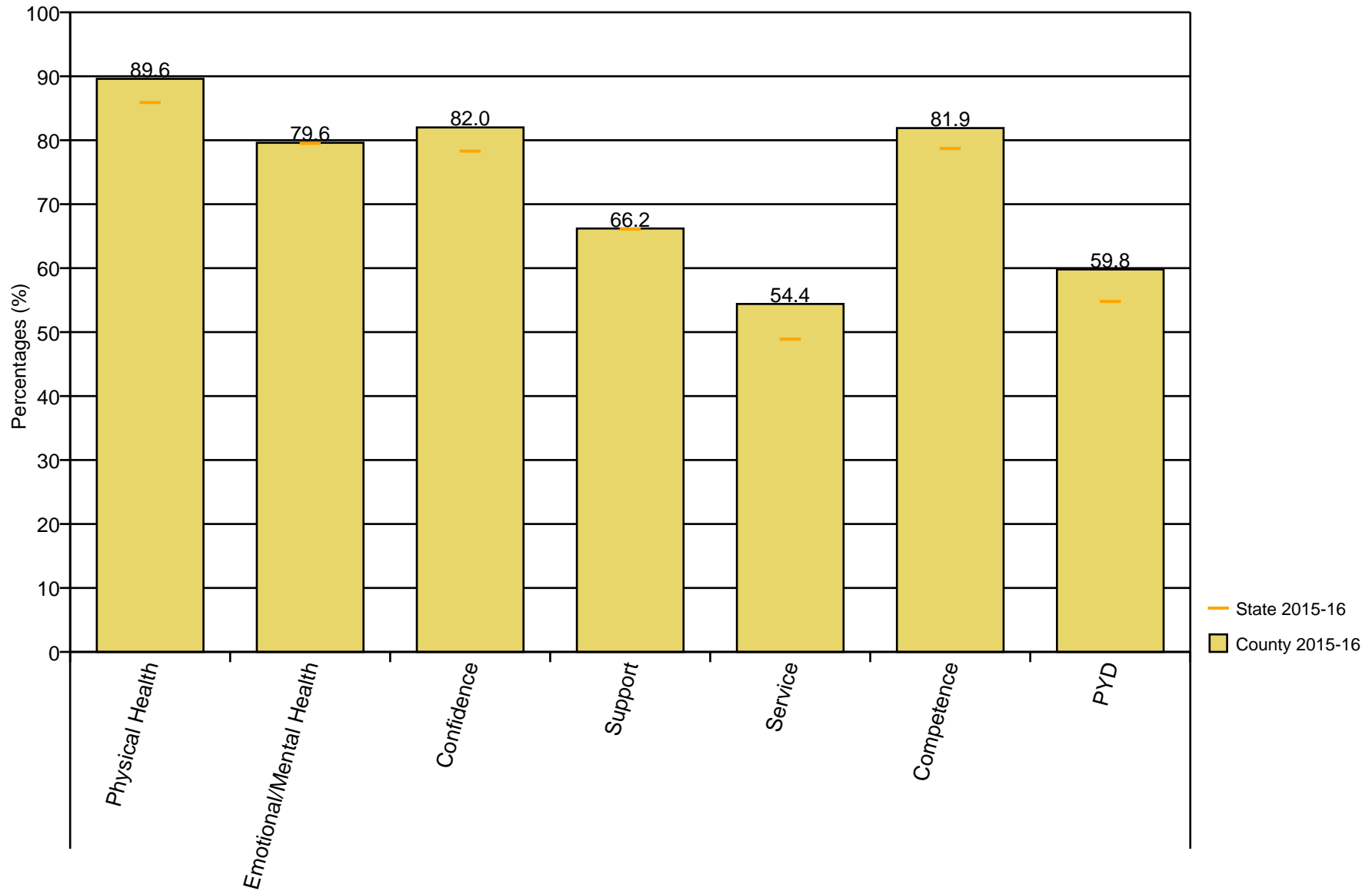


Figure 9: Positive Youth Development - Grade 8

Positive Youth Development - Grade 11
Columbia County

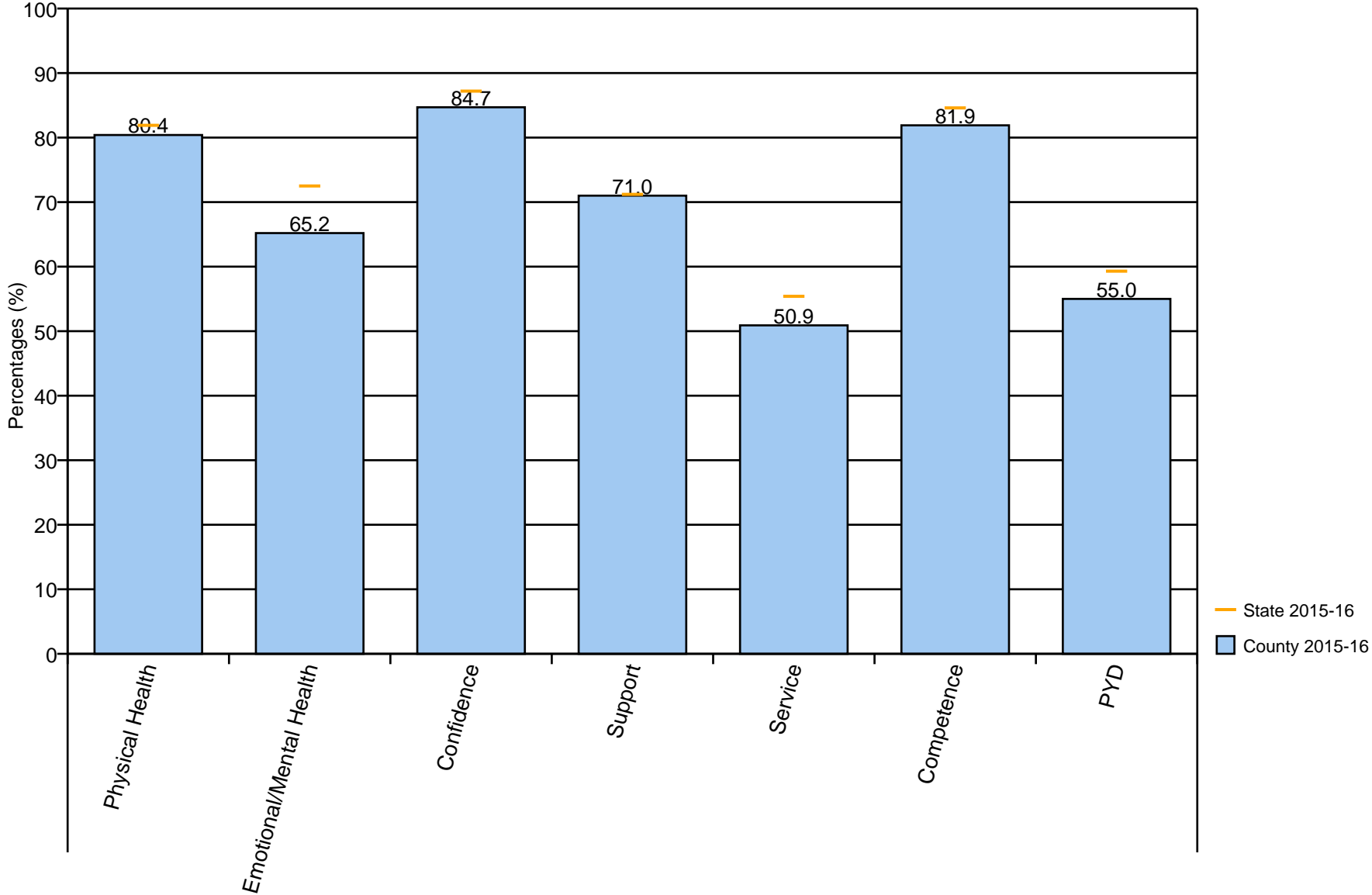


Figure 10: Positive Youth Development - Grade 11

4 MENTAL AND EMOTIONAL HEALTH

Good mental and emotional health makes it easier for youth to establish constructive interpersonal relationships, succeed in school and make a successful transition into the workforce. Depression and psychological distress can interfere with the development of positive teacher and peer relationships. Youth with depression or high levels of psychological distress may find it difficult to focus on academics. They are more likely to smoke, drink alcohol or use other drugs and they are at increased risk of suicide.

The *Oregon Student Wellness Survey* asks questions about emotional and mental health, depression, suicide thoughts and suicide attempts. The survey also asks a series of five questions known as the Mental Health Inventory (MHI-5). When responses for all five are considered together, the result is an estimate of the level of psychological distress that youth are experiencing. MHI-5 scores range from five to 30. Scores of 21 or higher are an indication that youth may be experiencing a mental health concern that requires further assessment.

4.1 Psychological Distress

This table shows the percentage of students with high levels of psychological distress during the past 30 days based on an MHI-5 score of 21 or higher.

Table 20: Psychological Distress

	Grade 6		Grade 8		Grade 11	
	County	State	County	State	County	State
Below MHI-5 cutoff	88.1	93.5	89.4	87.9	81.1	85.3
At or above MHI-5 cutoff	11.9	6.5	10.6	12.1	18.9	14.7

The following table contains data on each of the five Mental Health Inventory questions. This series of questions asks about how the student was feeling during the past 30 days. The table reports the percentage of students who indicated "a good bit of the time," "most of the time", or "all of the time."

Table 21: Mental Health Inventory-5 Questions

	Grade 6		Grade 8		Grade 11	
	County	State	County	State	County	State
Been a happy person?	74.9	82.6	78.4	73.8	62.9	68.3
Felt calm and peaceful?	61.2	67.5	61.1	59.2	50.9	53.6
Been a very nervous person?	29.3	27.1	32.0	33.9	39.7	38.4
Felt downhearted and blue?	26.7	17.4	17.0	24.5	35.4	28.7
Felt so down in the dumps that nothing could cheer you up?	18.8	12.6	14.7	17.9	21.9	18.7

4.2 Depression and Suicide Ideation

Suicide is the second leading cause of death among Oregon youth aged 10-24. Depression is the most common underlying cause of suicide. The following table reports the percentage of students who had signs of depression, thoughts about suicide, or actually attempted suicide during the last 12 months.

Table 22: Depression and Suicide Ideation

	Grade 6		Grade 8		Grade 11	
	County	State	County	State	County	State
Did you ever feel so sad or hopeless almost every day for two weeks or more in a row that you stopped doing some usual activities?	24.8	19.0	25.3	25.9	37.5	31.9
Did you ever seriously consider attempting suicide?	12.6	10.5	18.7	17.6	24.0	18.1
Actually attempted suicide?	8.3	6.2	7.8	9.4	11.2	7.8

Psychological Distress, Depression and Suicide Columbia County

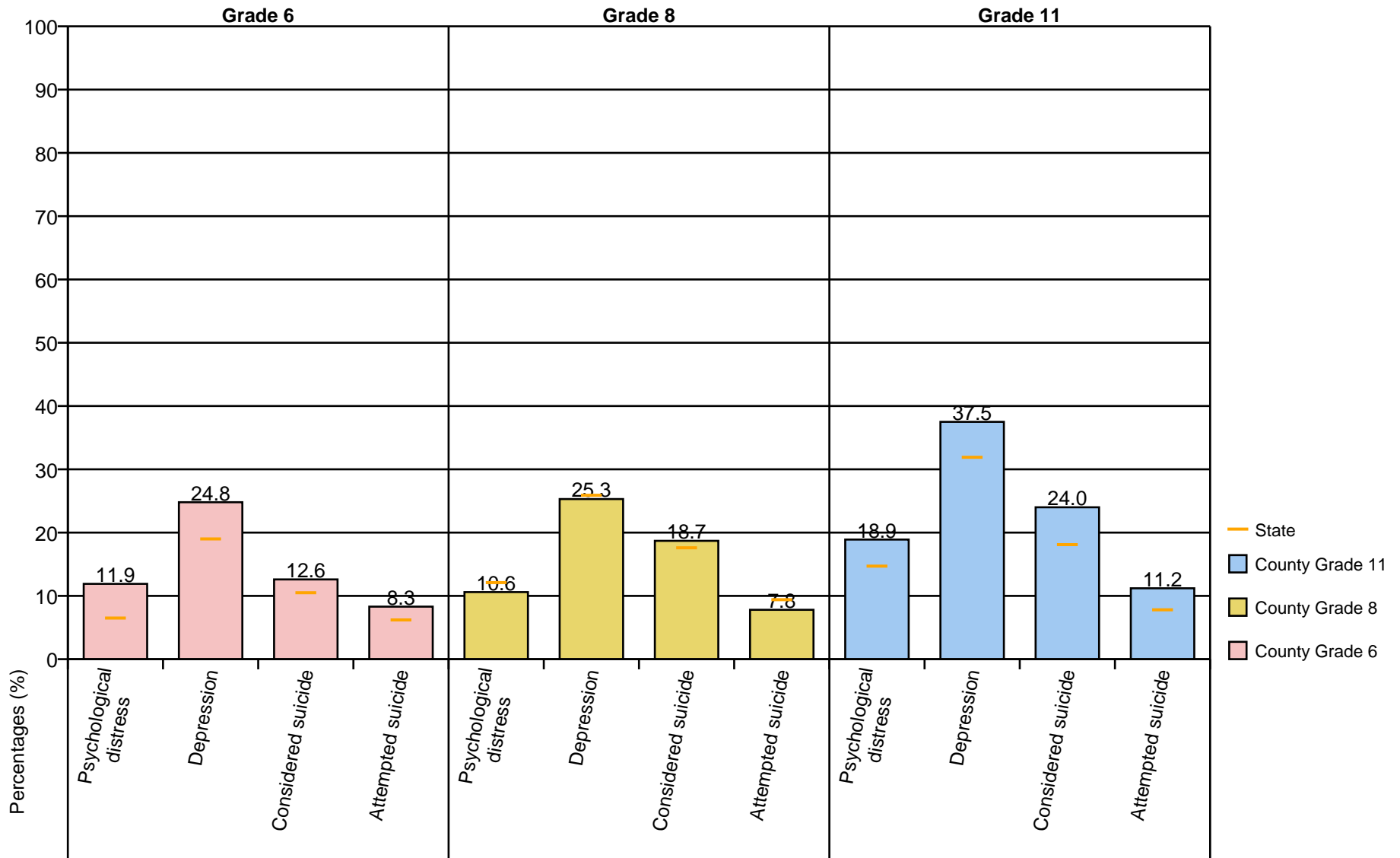


Figure 11: Psychological Distress, Depression and Suicide

4.3 Adverse Childhood Experiences

Adverse Childhood Experiences (ACEs) is a term used to describe neglect, abuse, violence and/or distressed family environments that children under the age of 18 years may experience. The cumulative effect of ACEs can be traumatic, especially if experienced repeatedly beginning at a young age. There is a strong association between the amount of ACEs an individual experienced during childhood and the increased risk for negative health behaviors (smoking, drug and alcohol abuse and risky sexual behaviors), chronic mental health concerns (depression and suicidal thoughts) and chronic diseases (heart disease, stroke, diabetes and cancer) later in life.

The following table details the percentage of students who responded **YES** to the ACE questions:

Table 23: Adverse Childhood Experience*

	Grade 6		Grade 8		Grade 11	
	County	State	County	State	County	State
Were your parents ever separated or divorced after you were born?	40.4	35.2	43.0	40.4	50.3	42.8
Have you ever lived with someone who is/was a problem drinker or alcoholic?	25.7	22.2	29.2	31.4	40.4	35.2
Have you ever lived with someone who uses/used street drugs?	17.4	11.4	23.7	20.7	32.8	23.6
Have you ever lived with a household member who is/was depressed or mentally ill?	27.6	20.4	32.5	30.7	43.8	39.0
Have you ever felt that you did not have enough to eat?	25.4	19.9	14.9	18.2	17.9	15.8
Have you ever felt that you had to wear dirty clothes?	14.6	9.9	7.1	11.2	10.4	10.2
Have you ever felt that you had no one to protect you?	17.5	14.7	14.8	16.4	16.7	14.1

Adverse Childhood Experience Columbia County

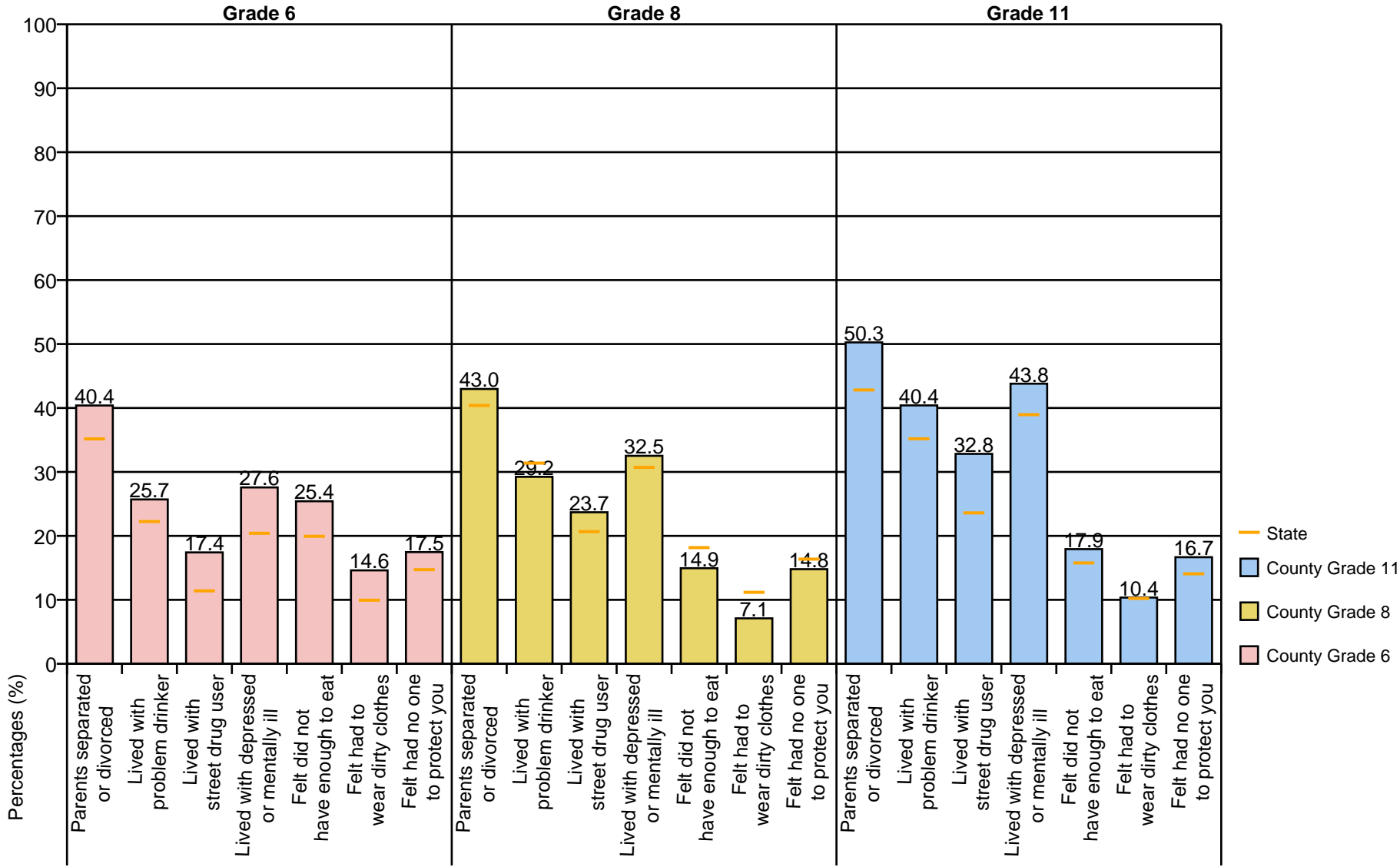


Figure 12: Adverse Childhood Experience

5 PROBLEM GAMBLING

Students today are increasingly being exposed to gambling opportunities - on the Internet, in the community, at home and even at church - so it's no surprise that problems associated with gambling are being seen in youth. It's generally not perceived nor treated as risky, yet research shows that youth who gamble are much more likely to engage in other risky behaviors such as drinking, smoking and using drugs and some of them will go on to develop serious gambling problems.

The adolescent brain is developmentally inclined towards risk, minimal consideration of consequences, preference for stimulation and novelty, all of which gambling offers in abundance.

The *Oregon Student Wellness Survey* asks a series of questions that address and measure various gambling activities. Students were asked questions regarding the types of gambling in which they participated, in their feelings about being involved in gambling and the degree to which parents and teachers have communicated to the students the risks involved in engaging in this particular activity.

Gambling can be addictive, yet most youth and parents treat it as harmless entertainment. The following tables and charts contain data on gambling questions. These percentages are provided by grade level and statewide data are included for comparison purposes. For more information on youth gambling in Oregon, including more data and educational resources, go to www.problemgamblingprevention.org

5.1 Types of Gambling in the Past 30 Days

Gambling involves betting anything of value (money, a watch, soda, etc.) on a game or event. The following table shows the percentage of students who participated in these types of gambling in the last 30 days.

Table 24: Types of Gambling in the Past 30 Days

	Grade 6		Grade 8		Grade 11	
	County	State	County	State	County	State
I did not gamble during the last 30 days.	69.3	68.2	71.0	66.0	74.8	67.6
Playing lottery tickets / Powerball / Megabucks.	2.7	2.8	3.2	4.4	5.0	5.1
Playing dice or coin flips.	8.0	7.3	8.1	8.4	5.3	5.5
Playing cards (poker, etc.).	5.5	5.4	8.4	8.6	7.2	8.1
Betting on a sports team.	9.7	9.7	11.5	11.9	6.2	10.0
Betting on games of personal skill (bowling, video games, dares, etc.).	12.5	10.9	14.0	14.0	8.9	12.2
Gambling on the Internet for free or with money.	1.7	1.1	3.9	2.8	3.1	3.3
Playing Bingo for money.	2.5	2.5	2.7	2.9	3.1	2.1
Other.	9.0	7.5	7.1	8.7	6.5	6.6

Percentages exclude missing answers.

5.2 Risk of Problem Gambling

Most youth don't have large sums of money to spend on gambling, so this measure must be looked at within that context. The fact that youth are spending any money on a potentially addictive behavior is of concern, and some youth spend significant amounts on it. Even those who spend a small amount of money are still "spending" time and attention on gambling at the expense of other activities and responsibilities. By the time they get into college, where problem gambling rates are among the highest and the average college student gets 25 credit card solicitations a year, some youth have developed seemingly innocent gambling habits that will cost them dearly.

The following table shows the percentage of students who reported the following signs of problem gambling in the last 12 months. The last two questions (lied about/bet more) are based on a valid and reliable problem gambling screening instrument which has been used for many years; saying yes to either of these is highly correlated to a potential gambling problem and indicates a need for further assessment by a trained counselor.

Table 25: Signs of Problem Gambling

	Grade 6		Grade 8		Grade 11	
	County	State	County	State	County	State
Felt bad about the amount you bet, or about what happens when you bet money	2.3	2.4	0.5	2.3	1.7	2.2
Felt that you would like to stop betting money but didn't think you could	2.1	2.6	1.3	1.8	1.2	1.4
Lied to anyone about betting/gambling	4.2	3.0	1.8	4.3	3.4	3.6
Bet/gambling more than you wanted to	4.8	2.7	3.1	4.1	3.2	4.7

5.3 Communication about the Risks of Gambling

Table 26: Communication About the Risks of Gambling

	Grade 6		Grade 8		Grade 11	
	County	State	County	State	County	State
Parents have talked to you about the risks of betting/gambling	47.6	49.4	55.8	48.5	35.1	36.4
Teachers have talked to you about the risks of betting/gambling	18.8	19.2	44.8	23.2	19.3	18.0

Gambling - Grade 6
Columbia County

Grade 6

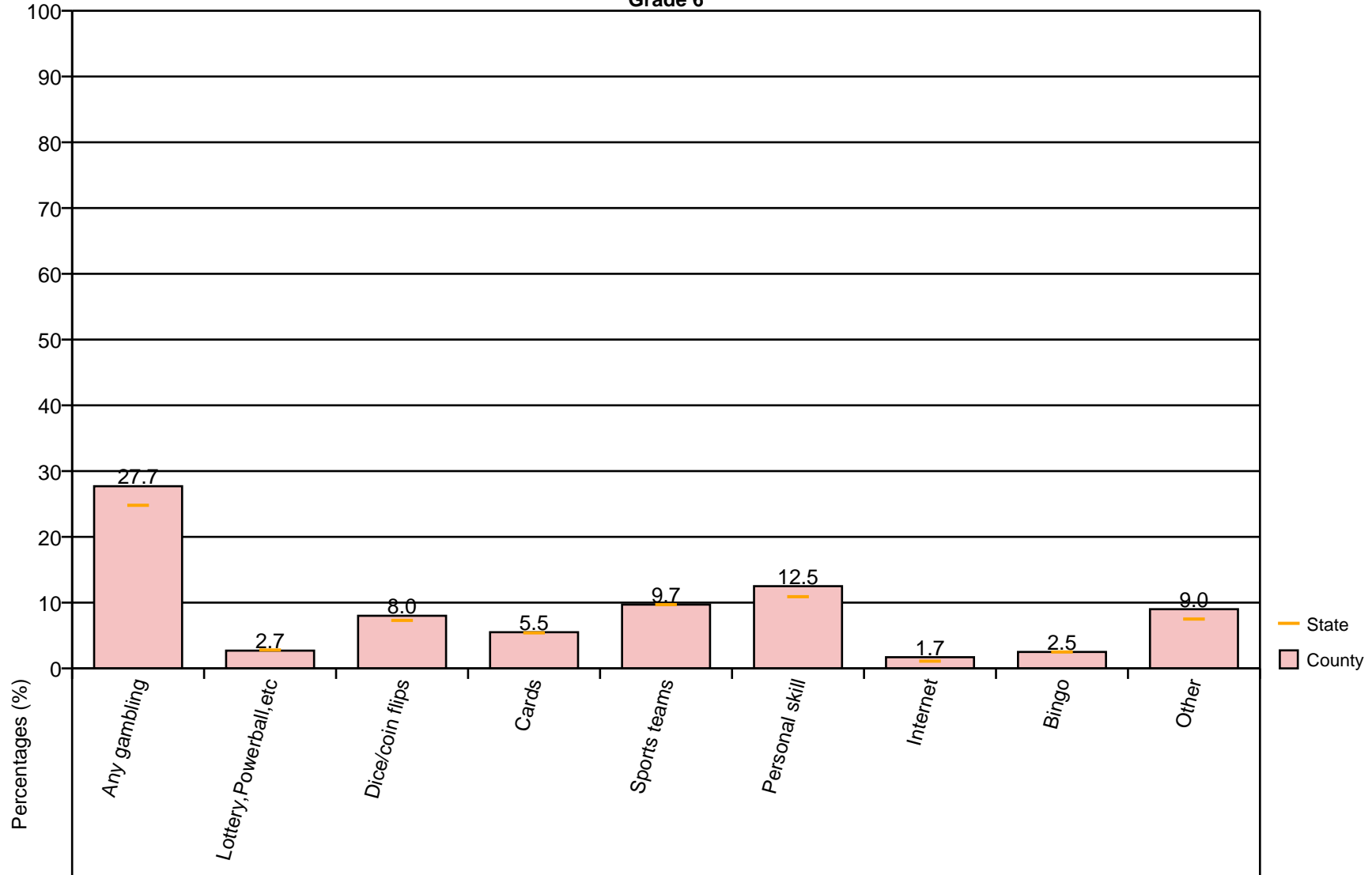


Figure 13: Gambling - Grade 6

Gambling - Grade 8
Columbia County

Grade 8

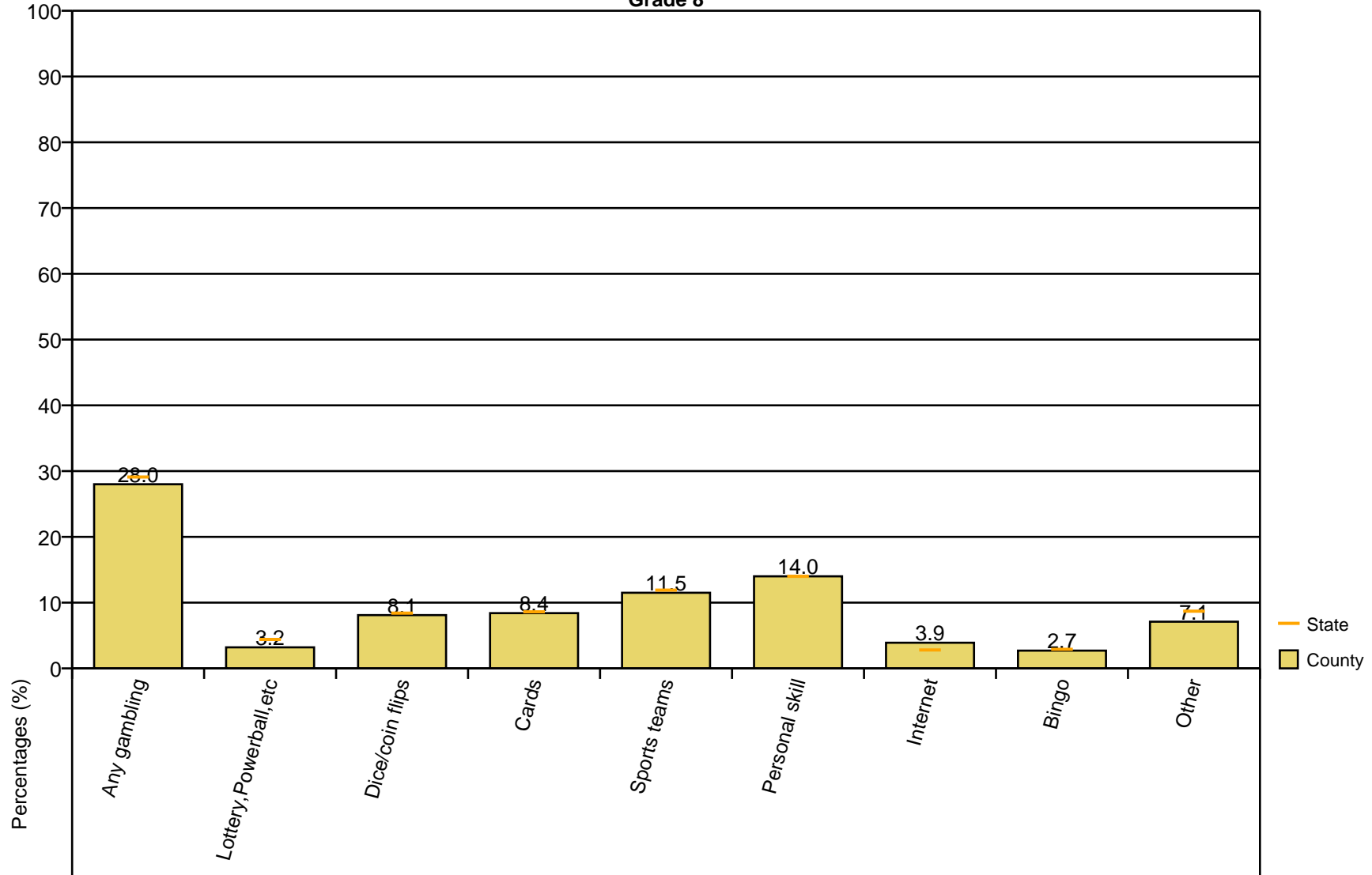


Figure 14: Gambling - Grade 8

Gambling - Grade 11
Columbia County

Grade 11

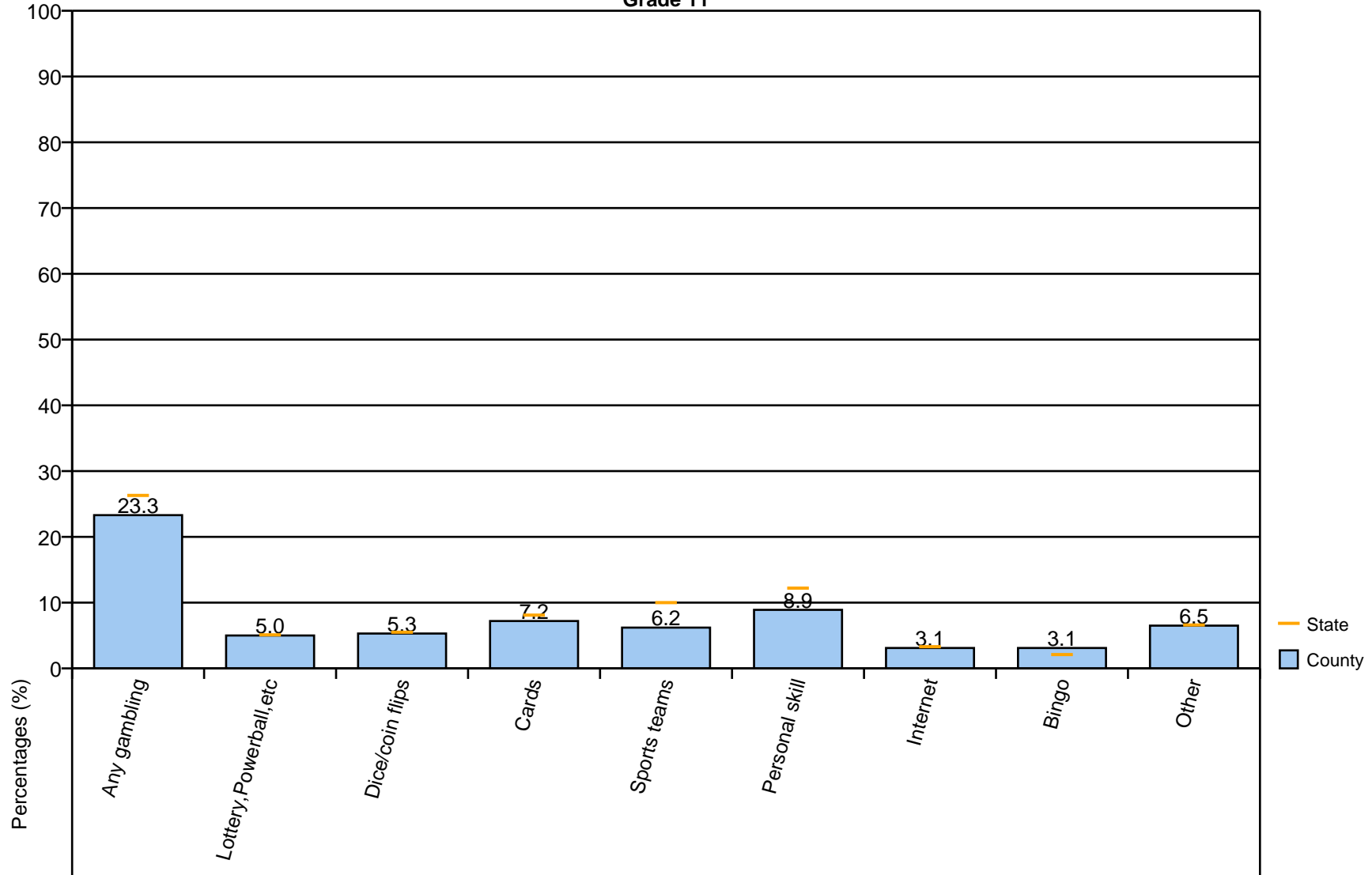


Figure 15: Gambling - Grade 11

Signs of Problem Gambling Columbia County

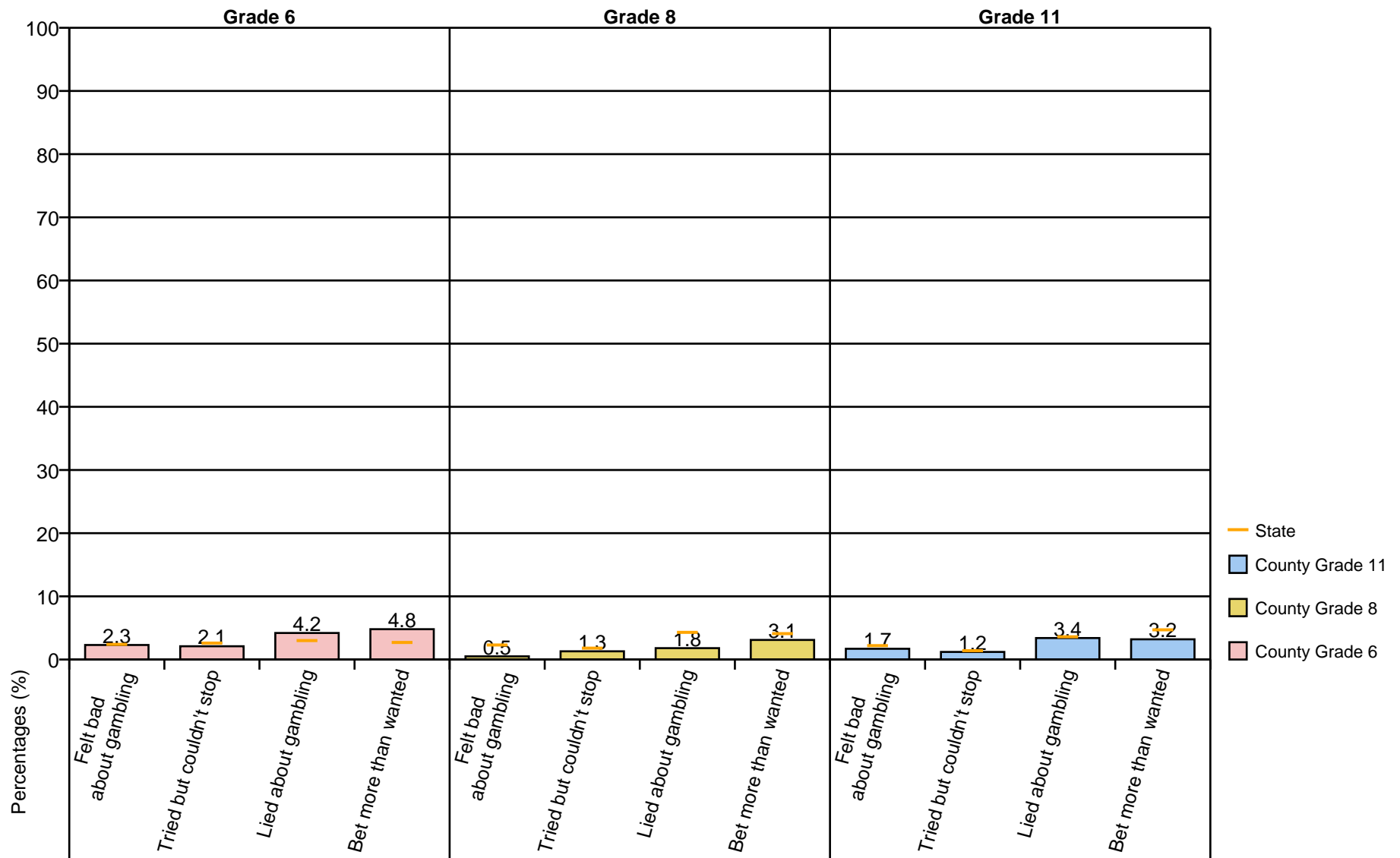


Figure 16: Signs of Problem Gambling

6 SUBSTANCE USE

During the elementary school years, most children express anti-drug, anti-crime and pro-social attitudes and have difficulty imagining why people use drugs. However, in middle school, as more youth are exposed to others who use cigarettes, alcohol or other drugs, their attitudes often shift toward greater acceptance of these behaviors. Typically, by 11th grade, most students have tried alcohol, and many have tried marijuana, cigarettes or other tobacco products.

6.1 Abstinence from Substance Use

The following table shows the percent of students that have never used these substances.

Table 27: Abstinence from Substance Use

	Grade 6		Grade 8		Grade 11	
	County	State	County	State	County	State
Never smoked a whole cigarette	97.3	97.9	90.6	91.9	75.1	81.5
Never used other tobacco products	97.8	98.3	92.4	93.8	77.2	84.5
Never had more than a sip or two of alcohol	73.4	78.2	61.4	59.9	33.5	36.0
Never tried marijuana	96.2	97.4	85.7	85.6	55.2	60.6
Never tried synthetic marijuana	98.4	98.9	97.6	95.9	92.2	92.9

Percentages exclude missing answers.

6.2 Substance Use in the Past 30 Days

The table below provides the percentage of students who used one or more times in the past 30 days.

Table 28: Substance Use in the Past 30 Days

	Grade 6		Grade 8		Grade 11	
	County	State	County	State	County	State
Smoked cigarettes	1.3	0.9	5.0	3.3	11.9	7.7
Used other tobacco products	1.3	0.6	3.6	2.5	10.4	5.8
Used a hookah for tobacco	0.0	0.0	0.0	0.0	6.4	5.3
Used an e-cigarette, vape-pen or e-hookah	0.0	0.0	0.0	0.0	17.8	14.0
Had at least one drink of alcohol	5.8	4.0	15.8	15.4	34.1	29.8
Had 5 or more drinks of alcohol in a row, that is, within a couple of hours	2.1	0.9	5.4	5.4	17.6	15.5
Used marijuana	2.0	1.2	9.6	7.2	20.7	18.9
Used synthetic marijuana	1.6	0.8	1.6	2.7	1.5	2.8
Sniffed glue, breathed the contents of aerosol spray cans, or any paints or sprays to get high	5.7	4.8	3.2	4.5	1.5	1.5
Used prescription drugs (without a doctor's orders)	1.9	1.1	3.1	3.3	9.6	6.2
Any illicit drug use including marijuana, synthetic marijuana, cocaine, ecstasy, heroin, hallucinogens or methamphetamines	2.5	1.7	10.3	7.9	21.4	19.6
Any illicit drug use including cocaine, ecstasy, heroin, hallucinogens or methamphetamines	0.7	0.5	1.2	1.4	3.1	2.7

Percentages exclude missing answers.

Only 11th graders were asked about hookah and e-cigarette use.

Alcohol, Tobacco and Other Drug Use - Grade 6

Columbia County

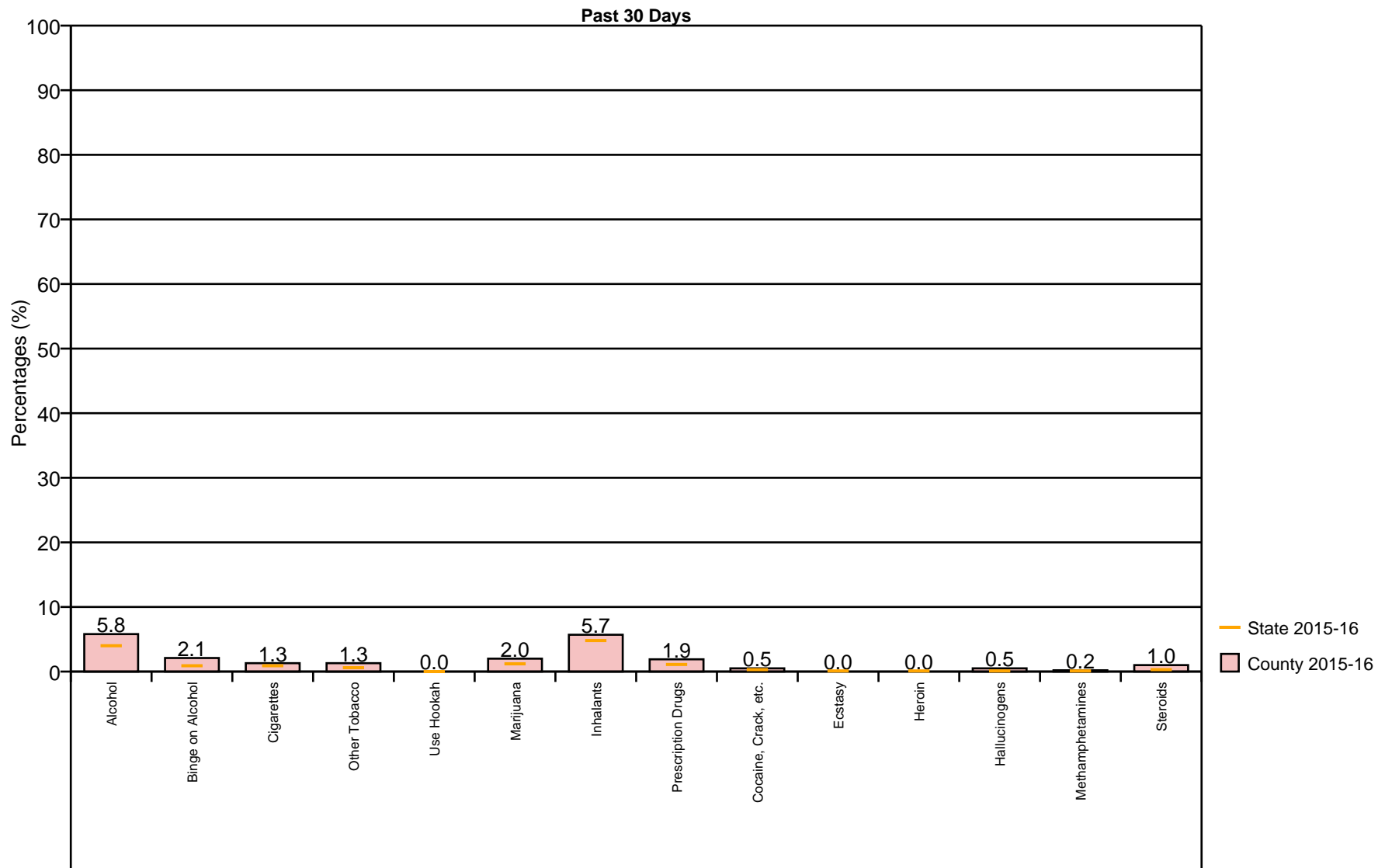


Figure 17: Alcohol, Tobacco and Other Drug Use - Grade 6

Alcohol, Tobacco and Other Drug Use - Grade 8 Columbia County

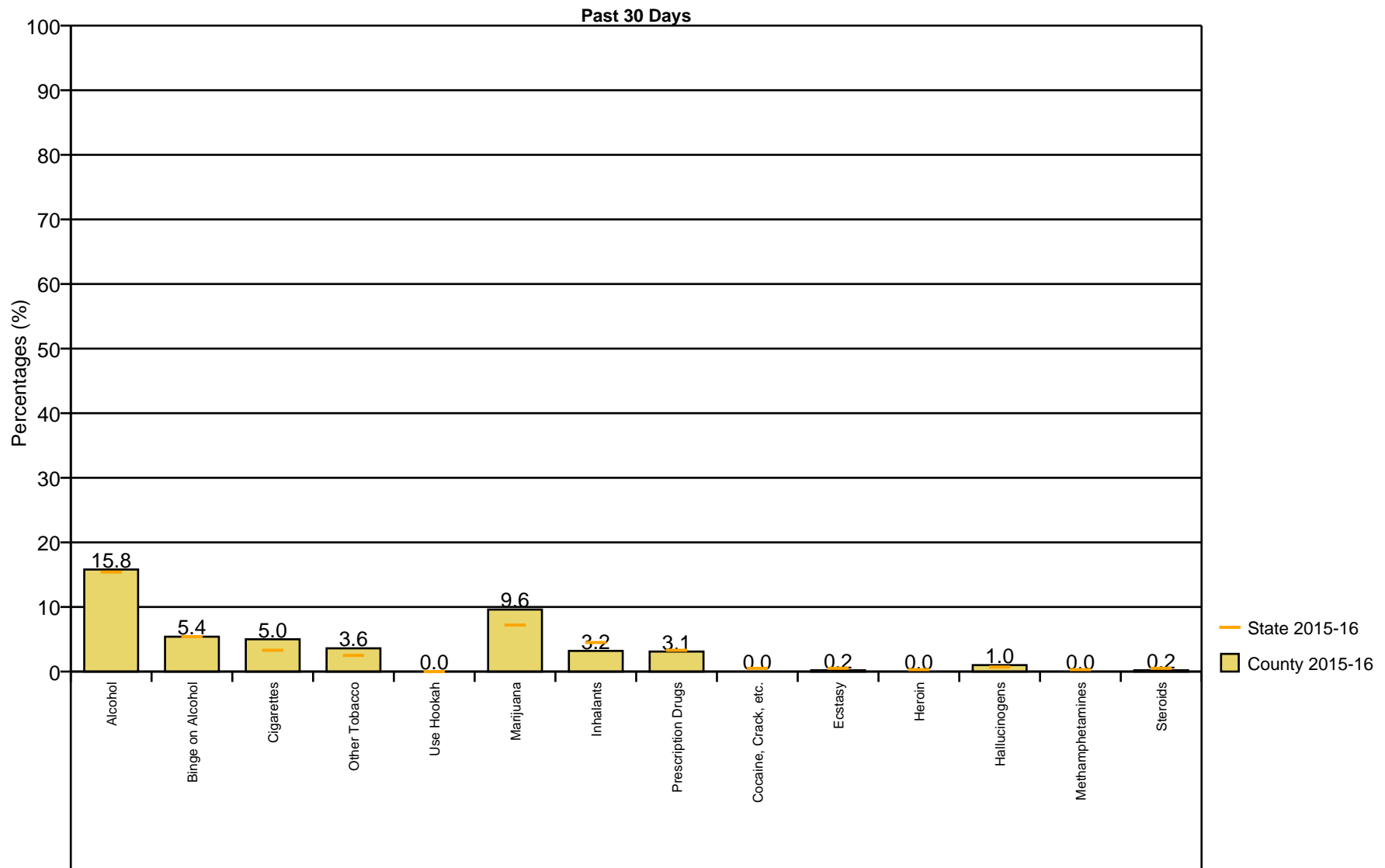


Figure 18: Alcohol, Tobacco and Other Drug Use - Grade 8

Alcohol, Tobacco and Other Drug Use - Grade 11 Columbia County

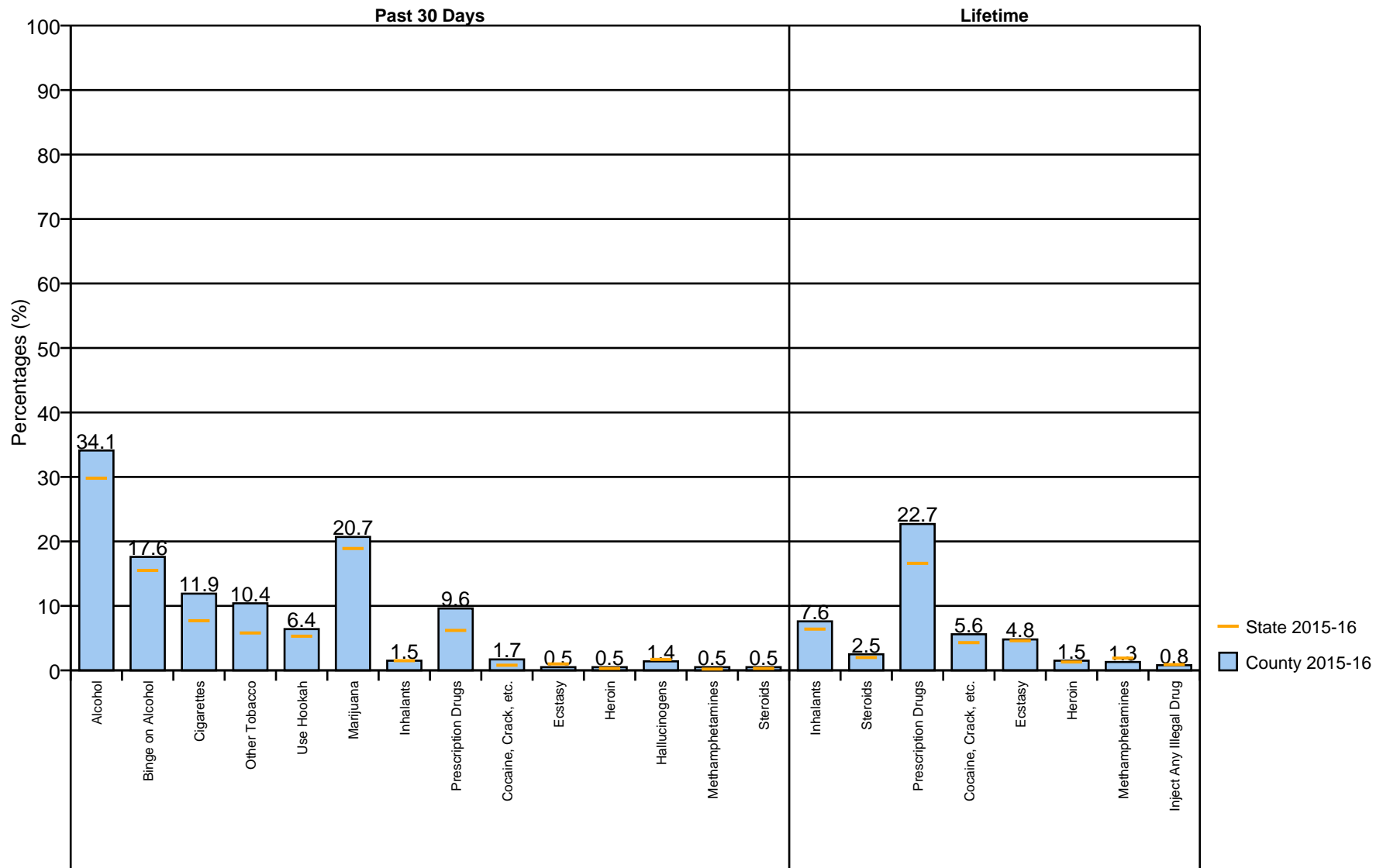


Figure 19: Alcohol, Tobacco and Other Drug Use - Grade 11

6.3 Norms About Alcohol Use

“Everybody’s doing it!” is a refrain commonly heard by parents and believed by far too many youth in Oregon. The Student Wellness Survey provides information about alcohol norms. A series of questions allows the comparison of actual alcohol-related behaviors to what youth think most students are doing.

Correcting misperceptions is essential to establishing new, healthy norms about underage drinking.

The table below provides the percentage of students who responded one or more times in the past 30 days.

Table 29: Alcohol Use in the Past 30 Days

	Grade 6		Grade 8		Grade 11	
	County	State	County	State	County	State
Had at least one drink of alcohol	5.8	4.0	15.8	15.4	34.1	29.8
Think most students had at least one drink of alcohol	33.0	33.6	62.5	54.8	83.5	79.8
Had 5 or more drinks of alcohol in a row, that is, within a couple of hours	2.1	0.9	5.4	5.4	17.6	15.5
Think most students had 5 or more drinks of alcohol in a row	15.6	14.1	40.8	32.6	73.4	67.8

Percentages exclude missing answers.

Table 30: Alcohol and Vehicles in the Past 30 Days

	Grade 6		Grade 8		Grade 11	
	County	State	County	State	County	State
Rode in a vehicle driven by a parent or other adult who had been drinking	12.6	10.3	13.5	14.4	12.5	13.0
Rode in a vehicle driven by a teenager who had been drinking alcohol	0.0	0.0	0.0	0.0	6.3	6.1
Drove a car or other vehicle when you had been drinking alcohol	0.0	0.0	0.0	0.0	3.0	3.8
Think most students rode in a vehicle driven by a parent or other adult who had been drinking	28.0	23.6	35.2	33.6	44.9	42.8
Think most students rode in a vehicle driven by a teenager who had been drinking alcohol	0.0	0.0	0.0	0.0	51.0	48.0
Think most students drove a car or other vehicle when they had been drinking alcohol	0.0	0.0	0.0	0.0	48.3	44.8

Percentages exclude missing answers.

The table below provides the percentage of students who responded "somewhat disapprove" or "strongly disapprove"

Table 31: Attitudes about Drinking

	Grade 6		Grade 8		Grade 11	
	County	State	County	State	County	State
How do you feel about someone your age having one or two drinks of an alcoholic beverage nearly every day?	70.8	77.8	76.6	74.4	60.9	64.9

Percentages exclude missing answers.

6.4 Factors Associated with Initiation of Substance Use

This section reports on a variety of factors associated with initiation of substance use. Easy availability, attitudes about use, perceptions about the risk of harm from use and communication about substance use all influence whether young people choose to use tobacco, alcohol or other drugs.

6.5 Availability

Adolescents that report easy availability of cigarettes, alcohol, marijuana, and other illegal drugs are more likely to use these substances. Research has shown that legal restrictions on alcohol and tobacco use, such as raising the legal drinking age, restricting smoking in public, and increased taxation have been followed by decreases in consumption.

The table below shows the percentage of students that said it would be "sort of easy" or "very easy" for the student to...

Table 32: Availability

	Grade 6		Grade 8		Grade 11	
	County	State	County	State	County	State
Get some cigarettes?	15.2	12.3	27.7	26.8	68.5	54.2
Get some e-cigarettes, vape-pens, or e-hookahs?	0.0	0.0	0.0	0.0	67.6	61.2
Get some beer, wine, or hard liquor (for example, vodka, whiskey, or gin)?	20.7	16.5	39.2	38.7	70.9	66.0
Get some marijuana?	10.8	9.0	30.8	32.0	73.6	67.9
Get some synthetic marijuana, example: K2, spice, etc.?	8.0	4.7	14.7	15.5	34.4	34.1
Get a drug like cocaine, LSD, or amphetamines?	6.1	3.1	7.7	7.4	27.5	21.4
Get prescription drugs not prescribed to you?	13.5	12.3	28.0	28.4	52.3	39.5

Percentages exclude missing answers.

Only 11th graders were asked about e-cigarettes.

6.6 Parental Attitude toward Substance Use

In families where parents are heavy users of alcohol, use illegal drugs or are tolerant of children's use, adolescents are more likely to engage in substance use. The risk is further increased if parents involve children in their own using behavior such as asking the child to light the parent's cigarette or get the parent a beer from the refrigerator.

The *Oregon Student Wellness Survey* asks students about how their parents would feel if the student used alcohol, cigarettes or marijuana. The table below reports the percentage of students who said their parents feel it would be "wrong" or "very wrong" for youth to...

Table 33: Parental Attitude toward Substance Use

	Grade 6		Grade 8		Grade 11	
	County	State	County	State	County	State
Smoke cigarettes	97.2	97.8	96.8	97.3	93.0	94.6
Smoke e-cigarettes, vape-pens, or e-hookahs	0.0	0.0	0.0	0.0	87.0	87.8
Drink alcohol nearly every day	96.1	96.6	97.3	95.0	89.7	90.8
Smoke marijuana	97.2	97.3	95.4	93.5	83.4	84.6
Use prescription drugs not prescribed to you	98.3	97.8	99.2	97.2	94.3	95.3
Use synthetic marijuana, example: K2, Spice	0.0	0.0	0.0	0.0	95.1	95.1

Percentages exclude missing answers.

Only 11th graders were asked about e-cigarettes and synthetic marijuana.

6.7 Student Attitude toward Substance Use

Youth who disapprove of substance use are less likely to engage in a variety of problem behaviors.

The following table shows the percentage of students that "somewhat disapprove" or "strongly disapprove" for someone their age...

Table 34: Student Attitude toward Substance Use

	Grade 6		Grade 8		Grade 11	
	County	State	County	State	County	State
Smoking one or more packs of cigarettes a day	77.1	81.0	86.4	82.1	79.1	77.9
Smoke e-cigarettes, vape-pens, or e-hookahs	0.0	0.0	0.0	0.0	48.1	53.9
Having one or two drinks of an alcoholic beverage nearly every day	70.8	77.8	76.6	74.4	60.9	64.9
Trying marijuana or hashish once or twice	70.5	78.3	71.7	69.7	40.4	44.1
Using prescription drugs not prescribed to them	74.9	80.0	85.6	80.2	76.5	74.7
Use synthetic marijuana, example: K2, Spice	0.0	0.0	0.0	0.0	71.6	67.2

Percentages exclude missing answers.

Only 11th graders were asked about e-cigarettes and synthetic marijuana.

6.8 Perceived Risk of Harm

Students who perceive cigarette, alcohol or marijuana use as risky are less likely to engage in use.

The following table reports the percentage of students who think there is "moderate risk" or "great risk" of harming themselves (physically or in other ways).

Table 35: Perceived Risk of Harm

	Grade 6		Grade 8		Grade 11	
	County	State	County	State	County	State
Smoking one or more packs of cigarettes per day is risky	76.2	78.4	85.6	80.2	83.1	81.3
If they smoke e-cigarettes, vape-pens, or e-hookahs	0.0	0.0	0.0	0.0	32.9	36.7
Taking one or two drinks of an alcoholic beverage nearly every day is risky	46.8	49.7	49.5	53.1	57.4	58.1
Having five or more drinks of an alcoholic beverage once or twice a week is risky	59.8	64.2	72.5	70.2	75.0	75.1
Trying marijuana once or twice is risky	43.3	48.5	36.7	36.5	18.9	20.8
Smoking marijuana once or twice a week is risky	60.9	66.2	60.5	58.9	39.1	38.8
Using prescription drugs that are not prescribed to them is risky	78.8	80.7	88.5	83.9	86.3	83.6

Percentages exclude missing answers.

Only 11th graders were asked about e-cigarettes and synthetic marijuana.

6.9 Communication about Substance Use

The table below shows the percentage of students who recall communication about substance use during the past 12 months.

Table 36: Communication about Substance Use

	Grade 6		Grade 8		Grade 11	
	County	State	County	State	County	State
Talked with at least one of your parents about the dangers of tobacco, alcohol, or drug use	59.3	61.6	72.2	67.1	69.1	68.4
Had a special class about drugs or alcohol in school	42.7	33.8	60.3	54.0	36.4	46.9
Recall hearing, reading, or watching an advertisement about prevention of substance abuse	40.2	37.8	62.1	57.6	74.4	73.5

Percentages exclude missing answers.

7 DRUG FREE COMMUNITIES CORE MEASURES

The Drug-Free Communities (DFC) Support Program, administered by the Center for Substance Abuse Prevention, requests specific data which are typically referred to as the Core Measures. Beginning in 2013, there was a new set of Core Measures. The 2016 Student Wellness Survey meets these new Core Measure requirements. At this time, grantees are required to report on four drug categories: tobacco, alcohol, marijuana and prescription drugs. A number of Oregon DFCs focus on other substances, so this report also includes 30-day use data for binge drinking, methamphetamines, and any illicit drugs other than marijuana.

Data in the tables that follow are provided by grade level. For each drug, and at each grade level, the percentage of students who responded positively to the question is reported.

7.1 30 Day Use

Table 37: 30 Day Use

	Grade 6 County	Grade 8 County	Grade 11 County
Had at least one drink of alcohol	5.8	15.8	34.1
Had 5 or more drinks of alcohol in a row, that is, within a couple of hours	2.1	5.4	17.6
Smoked cigarettes	1.3	5.0	11.9
Used an e-cigarette, vape-pen or e-hookah	0.0	0.0	17.8
Used marijuana	2.0	9.6	20.7
Used prescription drugs (without a doctor's orders)	1.9	3.1	9.6
Used any form of cocaine, including powder, crack or freebase	0.5	0.0	1.7
Used ecstasy (also called mdma)	0.0	0.2	0.5
Used heroin or other opiates or narcotics	0.0	0.0	0.5
Used lsd or other hallucinogens or psychedelics	0.5	1.0	1.4
Used methamphetamines (also called speed, crystal, crank or ice)	0.2	0.0	0.5
Used steroid pills or shots without a doctor's prescription	1.0	0.2	0.5

Only 11th graders were asked about e-cigarettes.

7.2 Perception of Moderate or Great Risk

The following table is based on the question *How much do you think people harm themselves (physically or in other ways)...*

Table 38: Perception of Moderate or Great Risk

	Grade 6 County	Grade 8 County	Grade 11 County
If they take one or two drinks of an alcoholic beverage (beer, wine, liquor) nearly every day?	46.8	49.5	57.4
When they have five or more drinks of an alcoholic beverage once or twice a week?	59.8	72.5	75.0
If they smoke one or more packs of cigarettes per day?	76.2	85.6	83.1
If the smoke e-cigarettes, vape-pens, or e-hookahs?	0.0	0.0	27.6
If they smoke marijuana once or twice a week?	60.9	60.5	39.1
If they use prescription drugs not prescribed to them?	78.8	88.5	86.3

Only 11th graders where asked about e-cigarettes.

7.3 Parents Feel It Would Be Wrong or Very Wrong

Table 39: Parents Feel It Would Be Wrong or Very Wrong

	Grade 6 County	Grade 8 County	Grade 11 County
Parent disapproval - cigarettes	97.2	96.8	93.0
Parent disapproval - e-cigarettes - vape-pens	0.0	0.0	87.0
Parent disapproval - alcohol	96.1	97.3	89.7
Parent disapproval - marijuana	97.2	95.4	83.4
Parent disapproval - synthetic marijuana	0.0	0.0	95.1
Parent disapproval - prescription drugs	98.3	99.2	94.3

Percentages exclude missing answers.

Only 11th graders where asked about e-cigarettes and synthetic marijuana.

7.4 Friends Feel It Would Be Wrong or Very Wrong

Table 40: Friends Feel It Would Be Wrong or Very Wrong

	Grade 6 County	Grade 8 County	Grade 11 County
Friend disapproval - tobacco	95.0	87.4	67.0
Friend disapproval - e-cigarettes - vape-pens	0.0	0.0	50.0
Friend disapproval - alcohol	89.7	80.1	60.7
Friend disapproval - marijuana	91.3	77.5	48.4
Friend disapproval - synthetic marijuana	0.0	0.0	76.6
Friend disapproval - prescription drugs	96.3	93.5	80.0

Percentages exclude missing answers.

Only 11th graders were asked about e-cigarettes and synthetic marijuana.

7.5 Average Age (in years) of Onset

Table 41: Average Age (in years) of Onset

	Grade 6 County	Grade 8 County	Grade 11 County
Had more than a sip or two of alcohol	9.5	10.8	13.5
Drinking alcohol regularly	10.1	12.3	14.6
Smoked a whole cigarette	9.2	12.0	13.5
Used tobacco products other than cigarettes	9.1	12.2	13.7
Tried marijuana	9.9	12.4	14.3
Tried synthetic marijuana	10.8	12.8	13.7
Tried e-cigarettes, vape-pens or e-hookahs	0.0	0.0	14.6

Only 11th graders were asked about e-cigarettes.

8 HEIGHT, WEIGHT & BODY MASS INDEX (BMI)

The 11th grade version of the *Oregon Student Wellness Survey* contains questions about height and weight. Information from these questions are broken down by sex rather than by grade. From these questions it is possible to calculate a Body Mass Index (BMI) and to classify students on a percentile ranking, based on previous CDC analysis, as being either underweight (less than 5th percentile), healthy weight (5th percentile to less than 85th percentile), overweight (85th to less than 95th percentile) or obese (greater than or equal to 95th percentile). This information is detailed in the following tables.

Table 42: Average Weight

	Female Pounds	Male Pounds
Average	146.0	170.4

Percentages exclude missing answers.

Table 43: Average Height

	Female Inches	Male Inches
Average	64.8	70.4

Percentages exclude missing answers.

Table 44: BMI Categories

	Female Pct	Male Pct
Underweight	1.9	3.1
Healthy Weight	68.5	63.6
Overweight	13.6	16.4
Obese	16.0	16.9

Percentages exclude missing answers.

Table 45: How do you describe your weight?

	Female Pct	Male Pct
Very underweight		1.9
Slightly underweight	8.5	13.3
About the right weight	45.2	54.3
Slightly overweight	38.4	25.7
Very overweight	7.9	4.8

Percentages exclude missing answers.

Table 46: What are you trying to do about your weight?

	Female Pct	Male Pct
Lose weight	60.0	33.5
Gain weight	5.7	22.0
Stay the same weight	15.4	17.2
I am not trying to do anything about my weight	18.9	27.3

Percentages exclude missing answers.

Table 47: During the past 30 days, did you go without eating for 24 hours or more to lose weight or to keep from gaining weight?

	Female Pct	Male Pct
Yes	20.3	9.6
No	79.7	90.4

Percentages exclude missing answers.

Table 48: During the past 30 days, did you take diet pills, powders, or liquids without a doctor's advice to lose weight or to keep from gaining weight?

	Female Pct	Male Pct
Yes	10.7	3.9
No	89.3	96.1

Percentages exclude missing answers.

Table 49: During the past 30 days, did you vomit or take laxatives to lose weight or to keep from gaining weight?

	Female Pct	Male Pct
Yes	10.2	1.4
No	89.8	98.6

Percentages exclude missing answers.

9 COMPARISON TO PAST SURVEYS

This section contains comparisons to past survey results for specific variables. They are detailed below.

9.1 Past 30 Day Use

Table 50: Alcohol - Past 30 Day Use

Grade	Group	2011-12	2013-14	2015-16
6	county	1.4	4.3	5.8
	state	6.7	4.5	4.0
8	county	23.3	18.6	15.8
	state	19.6	16.9	15.4
11	county	34.6	30.3	34.1
	state	35.9	33.5	29.8

Table 51: Binge - Past 30 Day Use

Grade	Group	2011-12	2013-14	2015-16
6	county	0.0	0.5	2.1
	state	1.7	1.0	0.9
8	county	9.8	6.9	5.4
	state	8.1	6.6	5.4
11	county	21.7	17.7	17.6
	state	21.4	18.9	15.5

Table 52: Marijuana - Past 30 Day Use

Grade	Group	2011-12	2013-14	2015-16
6	county	0.6	0.7	2.0
	state	1.5	1.2	1.2
8	county	8.5	6.8	9.6
	state	8.7	7.9	7.2
11	county	22.1	16.3	20.7
	state	21.8	18.7	18.9

Table 53: Cigarettes - Past 30 Day Use

Grade	Group	2011-12	2013-14	2015-16
6	county	0.7	1.7	1.3
	state	1.5	0.8	0.9
8	county	5.2	5.8	5.0
	state	5.6	4.5	3.3
11	county	17.3	10.5	11.9
	state	11.9	10.0	7.7

Table 54: Illicit Drug Use - Past 30 Day Use

Grade	Group	2011-12	2013-14	2015-16
6	county	0.6	0.9	2.5
	state	1.8	1.4	1.7
8	county	8.9	7.2	10.3
	state	9.0	8.1	7.9
11	county	22.1	16.5	21.4
	state	22.2	19.1	19.6

9.2 Perceived Risk of Use

Table 55: Alcohol - Perceived Risk

Grade	Group	2011-12	2013-14	2015-16
6	county	69.5	57.2	59.8
	state	65.6	61.2	64.2
8	county	68.7	68.7	72.5
	state	72.6	67.9	70.2
11	county	73.6	66.1	75.0
	state	76.0	72.5	75.1

Table 56: Marijuana - Perceived Risk

Grade	Group	2011-12	2013-14	2015-16
6	county	76.1	64.8	60.9
	state	74.7	67.5	66.2
8	county	68.5	60.4	60.5
	state	70.2	61.3	58.9
11	county	49.4	38.4	39.1
	state	51.7	41.7	38.8

Table 57: Cigarettes - Perceived Risk

Grade	Group	2011-12	2013-14	2015-16
6	county	85.8	76.2	76.2
	state	81.1	78.3	78.4
8	county	81.3	83.5	85.6
	state	85.5	82.5	80.2
11	county	86.5	79.1	83.1
	state	87.1	83.2	81.3

9.3 Availability

Table 58: Alcohol - Easy to Get

Grade	Group	2011-12	2013-14	2015-16
6	county	18.4	16.9	20.7
	state	19.8	15.1	16.5
8	county	49.2	39.1	39.2
	state	43.6	39.2	38.7
11	county	71.5	68.9	70.9
	state	71.1	68.3	66.0

Table 59: Cigarettes - Easy to Get

Grade	Group	2011-12	2013-14	2015-16
6	county	14.3	12.4	15.2
	state	15.2	10.7	12.3
8	county	39.1	30.9	27.7
	state	32.4	27.5	26.8
11	county	68.4	65.1	68.5
	state	63.6	57.7	54.2

Table 60: Marijuana - Easy to Get

Grade	Group	2011-12	2013-14	2015-16
6	county	7.9	4.1	10.8
	state	9.2	6.4	9.0
8	county	34.3	33.0	30.8
	state	32.8	29.8	32.0
11	county	67.2	66.3	73.6
	state	69.3	66.0	67.9

9.4 Depression

Table 61: Felt sad almost every day for two weeks or more

Grade	Group	2011-12	2013-14	2015-16
6	county	16.0	16.2	24.8
	state	19.3	18.2	19.0
8	county	24.7	25.8	25.3
	state	22.7	24.7	25.9
11	county	26.5	29.1	37.5
	state	27.9	29.2	31.9

Table 62: Seriously consider attempting suicide

Grade	Group	2011-12	2013-14	2015-16
6	county	7.9	7.2	12.6
	state	9.0	8.5	10.5
8	county	17.0	18.6	18.7
	state	15.8	17.4	17.6
11	county	12.2	16.0	24.0
	state	15.1	17.7	18.1

Table 63: Actually attempted suicide

Grade	Group	2011-12	2013-14	2015-16
6	county	4.1	4.1	8.3
	state	5.2	4.7	6.2
8	county	8.7	11.0	7.8
	state	8.0	9.9	9.4
11	county	4.5	8.3	11.2
	state	6.0	7.7	7.8

9.5 Harassment In The Last 30 Days Related To:

Table 64: Race or ethnic origin

Grade	Group	2011-12	2013-14	2015-16
6	county	5.9	5.8	9.6
	state	11.4	8.6	8.8
8	county	6.3	7.1	8.3
	state	13.2	11.9	12.5
11	county	6.9	8.3	8.6
	state	10.8	9.6	9.7

Table 65: Being gay, lesbian, bisexual or transgender

Grade	Group	2011-12	2013-14	2015-16
6	county	14.0	15.7	19.7
	state	16.0	12.9	13.3
8	county	17.1	14.8	12.6
	state	13.7	12.3	12.8
11	county	12.2	6.0	10.3
	state	8.0	7.0	7.3

Table 66: Who your friends are

Grade	Group	2011-12	2013-14	2015-16
6	county	25.3	17.6	30.5
	state	21.4	19.0	19.8
8	county	25.1	24.7	23.3
	state	22.7	20.4	20.7
11	county	22.3	14.2	16.6
	state	16.1	14.7	14.0

Table 67: How you look

Grade	Group	2011-12	2013-14	2015-16
6	county	27.6	23.3	37.5
	state	28.6	25.3	25.9
8	county	29.3	27.3	30.1
	state	30.2	28.7	29.7
11	county	29.4	18.1	20.9
	state	21.2	20.7	19.8

Table 68: Received unwanted sexual comments

Grade	Group	2011-12	2013-14	2015-16
6	county	6.8	6.1	9.7
	state	8.2	6.1	6.5
8	county	15.9	11.8	8.7
	state	12.1	10.2	11.0
11	county	19.9	9.4	12.1
	state	11.4	10.5	10.9

Table 69: Through e-mail, social media sites (Facebook, Twitter, etc.)

Grade	Group	2011-12	2013-14	2015-16
6	county	15.0	9.9	19.1
	state	12.5	13.7	13.6
8	county	11.6	21.3	18.7
	state	15.4	17.9	18.7
11	county	19.1	12.7	13.8
	state	11.9	14.3	13.5

Table 70: For other reasons

Grade	Group	2011-12	2013-14	2015-16
6	county	27.1	20.0	27.6
	state	23.1	20.0	20.9
8	county	27.9	24.4	22.9
	state	23.9	23.5	23.1
11	county	29.7	16.6	16.0
	state	16.2	16.5	15.4

9.6 Feeling Unsafe At or On the Way to School

Table 71: Did not go to school because of feelings about safety

Grade	Group	2011-12	2013-14	2015-16
6	county	3.9	7.7	8.0
	state	8.3	8.7	8.7
8	county	10.6	8.6	7.3
	state	7.0	7.6	7.3
11	county	6.1	6.5	6.9
	state	4.1	5.7	7.7

9.7 Skipped School in the Last Four Weeks

Table 72: Skipped school

Grade	Group	2011-12	2013-14	2015-16
6	county	17.1	30.6	33.5
	state	24.1	25.5	25.5
8	county	25.7	20.5	19.6
	state	23.3	23.8	23.5
11	county	38.1	32.0	31.1
	state	30.1	30.7	32.1

A FREQUENCY DISTRIBUTION TABLES

This section contains frequency distribution tables for all of the questions found on the 2016 *Oregon Student Wellness Survey*. Two versions of the survey were used, one for 6th and 8th grades and another for the 11th grade. The 6th and 8th grade survey consisted of a subset of the questions found on the 11th grade version. In order to provide results that spanned all grade levels in a single report, the data for questions that did not appear on the 6th and 8th grade version were coded as missing.

A.1 Frequency Distribution Tables

A.1.1 Demographics

Table 73: How old are you?

	Grade 6		Grade 8		Grade 11	
	County	State	County	State	County	State
10 or younger	0.2	0.3	0.0	0.0	0.0	0.0
11 years old	35.2	41.9	0.0	0.0	0.0	0.0
12 years old	62.6	56.4	0.0	0.2	0.0	0.0
13 years old	2.0	1.4	45.7	42.1	0.0	0.0
14 years old	0.0	0.0	53.1	55.9	0.0	0.0
15 years old	0.0	0.0	1.2	1.7	0.0	0.2
16 years old	0.0	0.0	0.0	0.0	34.7	42.9
17 years old	0.0	0.0	0.0	0.0	63.4	55.1
18 years old	0.0	0.0	0.0	0.0	1.9	1.7
19 years old or older	0.0	0.0	0.0	0.0	0.0	0.0

Table 74: What is your sex?

	Grade 6		Grade 8		Grade 11	
	County	State	County	State	County	State
Female	49.2	49.5	43.5	48.5	44.4	47.7
Male	50.3	49.6	54.8	49.5	52.9	50.0
Transgender	0.5	0.3	0.5	0.7	1.4	0.8
Other	0.0	0.7	1.2	1.3	1.2	1.5

Table 75: Which of the following best describes you?

	Grade 6		Grade 8		Grade 11	
	County	State	County	State	County	State
Heterosexual (straight)	0.0	0.0	0.0	0.0	84.7	86.6
Gay or lesbian	0.0	0.0	0.0	0.0	0.7	1.7
Bisexual	0.0	0.0	0.0	0.0	10.2	6.3
Queer	0.0	0.0	0.0	0.0	0.7	1.1
Other	0.0	0.0	0.0	0.0	2.2	1.9
Not sure	0.0	0.0	0.0	0.0	1.5	2.5

**This was not asked in grades 6 and 8.*

Table 76: In what grade are you?

	Grade 6		Grade 8		Grade 11	
	County	State	County	State	County	State
6th	100.0	100.0	0.0	0.0	0.0	0.0
7th	0.0	0.0	0.0	0.0	0.0	0.0
8th	0.0	0.0	100.0	100.0	0.0	0.0
9th	0.0	0.0	0.0	0.0	0.0	0.0
10th	0.0	0.0	0.0	0.0	0.0	0.0
11th	0.0	0.0	0.0	0.0	100.0	100.0
12th	0.0	0.0	0.0	0.0	0.0	0.0
Ungraded or other grade	0.0	0.0	0.0	0.0	0.0	0.0

Table 77: What is your race?

	Grade 6		Grade 8		Grade 11	
	County	State	County	State	County	State
American Indian or Alaska Native	4.8	3.6	2.2	2.5	2.7	1.8
Asian	0.8	4.4	0.5	4.2	2.2	4.0
Black or African American	1.3	2.7	1.0	2.6	0.2	2.1
Native Hawaiian or Other Pacific Islander	1.0	0.9	0.7	1.1	0.7	1.0
White	70.3	54.5	77.3	56.4	80.4	64.6
Multiracial	11.2	13.5	11.6	13.0	7.8	10.5
Other	10.7	20.2	6.7	20.2	5.9	16.1

Table 78: Are you Hispanic or Latino/Latina?

	Grade 6		Grade 8		Grade 11	
	County	State	County	State	County	State
Yes	12.0	25.8	10.7	26.7	10.0	23.9
No	88.0	74.2	89.3	73.3	90.0	76.1

Table 79: What is the language you use most often at home?

	Grade 6		Grade 8		Grade 11	
	County	State	County	State	County	State
English	97.0	83.0	97.8	83.6	97.6	85.5
Russian	0.3	0.9	0.0	1.2	0.5	1.0
Spanish	2.5	12.7	2.2	12.0	1.2	9.9
Vietnamese	0.0	0.6	0.0	0.7	0.0	0.6
A tribal language	0.0	0.1	0.0	0.2	0.0	0.3
Another language	0.3	2.7	0.0	2.3	0.7	2.6

A.1.2 Transitions and Mobility

Table 80: Have you changed schools (including changing from elementary to middle and middle to high school) in the past year?

	Grade 6		Grade 8		Grade 11	
	County	State	County	State	County	State
Yes	31.6	69.3	28.5	26.6	16.3	18.0
No	68.4	30.7	71.5	73.4	83.7	82.0

Table 81: How many times have you changed homes since kindergarten?

	Grade 6		Grade 8		Grade 11	
	County	State	County	State	County	State
Never	36.0	35.3	32.5	30.6	25.4	27.0
1 or 2 times	32.4	33.3	27.2	32.5	30.5	32.0
3 or 4 times	18.4	19.0	22.2	20.4	22.4	20.0
5 or 6 times	8.4	7.6	9.3	9.2	11.7	11.0
7 or more times	4.8	4.7	8.8	7.3	10.0	9.9

A.2 School Climate

A.2.1 Academic Performance

Table 82: Putting them all together, what were your grades like last year?

	Grade 6		Grade 8		Grade 11	
	County	State	County	State	County	State
Mostly A's	33.6	43.5	35.0	38.9	30.2	32.6
Mostly B's	39.1	37.9	31.7	33.8	32.2	35.7
Mostly C's	21.4	13.9	25.3	18.8	29.7	23.8
Mostly D's	4.9	3.0	4.9	4.8	5.2	5.3
Mostly F's	1.0	1.7	3.1	3.7	2.7	2.6

A.2.2 School Commitment

Table 83: During the LAST FOUR WEEKS how many whole days of school have you missed because you skipped or "cut"?

	Grade 6		Grade 8		Grade 11	
	County	State	County	State	County	State
None	66.5	74.5	80.4	76.5	68.9	67.9
1 day	14.9	10.1	5.8	8.7	11.5	10.8
2 days	7.2	5.9	6.0	5.2	5.9	6.2
3 days	4.1	3.9	4.5	3.9	5.9	5.7
4 to 5 days	2.8	3.3	2.0	3.2	4.9	5.3
6 to 10 days	2.3	1.3	0.8	1.5	2.0	2.2
11 or more days	2.1	1.0	0.5	0.9	1.0	2.1

Table 84: How do you like school?

	Grade 6		Grade 8		Grade 11	
	County	State	County	State	County	State
I like school very much	16.2	20.8	10.1	9.9	5.4	6.6
I like school	37.3	38.9	33.4	34.3	28.7	32.3
I neither like nor dislike school	32.0	29.6	38.9	38.2	38.4	36.8
I dislike school	8.9	6.0	10.6	9.7	15.8	14.7
I dislike school very much	5.6	4.7	7.0	7.9	11.7	9.7

Table 85: How important do you think the things you are learning in school are going to be for your later life?

	Grade 6		Grade 8		Grade 11	
	County	State	County	State	County	State
Very important	37.6	46.9	26.3	27.6	11.2	14.3
Quite important	32.5	29.0	32.1	28.9	17.3	23.5
Fairly important	21.8	17.2	26.3	27.0	35.9	33.5
Slightly important	6.6	5.6	13.4	13.4	29.0	22.8
Not at all important	1.5	1.3	2.0	3.2	6.6	5.9

Table 86: How often do you feel that the schoolwork you are assigned is meaningful and important?

	Grade 6		Grade 8		Grade 11	
	County	State	County	State	County	State
Almost always	23.1	28.5	11.9	12.6	5.1	4.9
Often	32.8	35.0	32.1	29.5	12.9	20.2
Sometimes	34.9	28.3	41.4	40.1	40.0	42.9
Seldom	5.6	5.4	10.9	13.1	31.7	24.6
Never	3.6	2.8	3.8	4.8	10.2	7.4

Table 87: Thinking back over the past school year, how often did you try to do your best work in school?

	Grade 6		Grade 8		Grade 11	
	County	State	County	State	County	State
Almost always	57.0	59.4	48.5	41.5	26.4	27.1
Often	30.1	28.4	30.6	35.7	40.1	40.3
Sometimes	9.6	9.6	15.9	17.1	22.7	23.4
Seldom	2.6	1.8	3.8	4.5	9.0	7.4
Never	0.8	0.8	1.3	1.2	1.7	1.8

Table 88: I have lots of chances to be part of class discussions or activities.

	Grade 6		Grade 8		Grade 11	
	County	State	County	State	County	State
Strongly agree	40.5	44.5	46.6	37.6	31.5	34.7
Somewhat agree	46.8	45.1	44.1	49.7	52.1	53.0
Somewhat disagree	10.1	7.9	6.0	10.2	14.7	9.9
Strongly disagree	2.6	2.6	3.3	2.6	1.7	2.4

Table 89: There are lots of chances for students in my school to get involved in sports, clubs, and other school activities outside of class.

	Grade 6		Grade 8		Grade 11	
	County	State	County	State	County	State
Strongly agree	52.2	58.6	66.2	53.2	57.7	59.2
Somewhat agree	35.8	31.5	24.0	33.7	31.5	30.7
Somewhat disagree	7.3	7.4	8.6	10.1	8.6	7.5
Strongly disagree	4.7	2.6	1.3	3.0	2.2	2.6

Table 90: I respect most of my teachers.

	Grade 6		Grade 8		Grade 11	
	County	State	County	State	County	State
Strongly agree	71.3	72.1	62.4	56.1	51.1	54.6
Somewhat agree	19.6	22.4	29.9	33.0	37.4	36.2
Somewhat disagree	8.1	4.0	6.6	8.5	10.0	7.4
Strongly disagree	1.0	1.5	1.0	2.4	1.5	1.8

Table 91: My teachers notice when I am doing a good job and let me know about it.

	Grade 6		Grade 8		Grade 11	
	County	State	County	State	County	State
Strongly agree	34.0	34.7	22.0	24.8	17.0	20.0
Somewhat agree	48.1	44.3	49.0	44.0	42.8	44.7
Somewhat disagree	10.4	15.4	20.2	21.9	27.0	26.4
Strongly disagree	7.4	5.6	8.8	9.3	13.3	8.9

Table 92: I can talk to my teachers openly and freely about my concerns.

	Grade 6		Grade 8		Grade 11	
	County	State	County	State	County	State
Strongly agree	31.4	32.5	24.6	21.4	21.2	21.3
Somewhat agree	36.6	36.4	39.1	35.2	34.3	39.7
Somewhat disagree	20.2	19.7	20.1	26.2	26.7	26.2
Strongly disagree	11.8	11.4	16.2	17.3	17.8	12.7

Table 93: In my school, teachers treat students with respect.

	Grade 6		Grade 8		Grade 11	
	County	State	County	State	County	State
Strongly agree	55.1	57.2	42.6	35.4	23.1	28.7
Somewhat agree	31.9	31.4	38.0	41.8	47.1	48.0
Somewhat disagree	9.0	8.8	15.3	17.4	22.8	18.6
Strongly disagree	4.0	2.6	4.1	5.5	6.9	4.8

Table 94: Most students at my school help each other when they are hurt or upset.

	Grade 6		Grade 8		Grade 11	
	County	State	County	State	County	State
Strongly agree	26.2	32.3	28.0	19.5	15.8	15.8
Somewhat agree	49.1	44.4	46.2	44.3	39.4	45.1
Somewhat disagree	18.4	17.6	18.7	25.4	31.9	28.0
Strongly disagree	6.3	5.6	7.1	10.8	12.9	11.0

Table 95: In my school, students that work hard to get good grades are picked on by other students.

	Grade 6		Grade 8		Grade 11	
	County	State	County	State	County	State
Strongly agree	9.9	10.4	7.1	7.1	3.9	4.8
Somewhat agree	23.2	18.6	12.2	17.4	10.6	14.3
Somewhat disagree	28.1	26.2	29.9	32.5	38.3	35.7
Strongly disagree	38.8	44.8	50.9	43.0	47.2	45.2

A.2.3 Safe School Environment

Table 96: During the past 30 days, on how many days did you not go to school because you felt you would be unsafe at school or on your way to or from school?

	Grade 6		Grade 8		Grade 11	
	County	State	County	State	County	State
0 days	92.0	91.3	92.7	92.7	93.1	92.3
1 day	5.1	5.0	4.5	4.1	3.2	4.5
2 or 3 days	1.8	2.3	1.3	2.0	2.7	1.9
4 or 5 days	0.5	0.6	1.3	0.5	0.7	0.5
6 or more days	0.5	0.8	0.3	0.8	0.2	0.7

Table 97: During the past 30 days, on how many days did you carry a gun as a weapon on school property?

	Grade 6		Grade 8		Grade 11	
	County	State	County	State	County	State
0 days	98.2	99.3	100.0	99.0	98.3	98.6
1 day	0.3	0.3	0.0	0.4	0.5	0.4
2 or 3 days	1.0	0.1	0.0	0.1	0.5	0.3
4 or 5 days	0.0	0.0	0.0	0.1	0.0	0.1
6 or more days	0.5	0.2	0.0	0.4	0.7	0.6

Table 98: During the past 30 days, on how many days did you carry a weapon (other than a gun) such as a knife or club on school property?

	Grade 6		Grade 8		Grade 11	
	County	State	County	State	County	State
0 days	96.6	97.6	97.0	95.2	89.8	92.7
1 day	1.0	1.4	1.3	2.1	1.5	1.9
2 or 3 days	0.8	0.3	1.3	0.9	1.7	1.3
4 or 5 days	0.0	0.1	0.0	0.3	0.5	0.4
6 or more days	1.5	0.5	0.5	1.5	6.5	3.7

Table 99: During the past 12 months, how many times were you in a physical fight?

	Grade 6		Grade 8		Grade 11	
	County	State	County	State	County	State
0 times	70.4	73.7	78.3	76.2	83.7	85.8
1 time	13.1	13.4	12.3	12.6	9.1	7.4
2 or 3 times	10.3	7.6	7.3	6.8	4.7	4.1
4 or 5 times	3.1	2.1	0.5	1.8	0.7	1.1
6 or 7 times	0.3	0.9	0.8	0.7	0.7	0.4
8 or 9 times	0.0	0.4	0.5	0.4	0.2	0.3
10 or 11 times	0.8	0.2	0.3	0.2	0.0	0.1
12 or more times	2.1	1.8	0.0	1.2	0.7	0.7

Table 100: During the past 12 months, how many times were you in a physical fight on school property?

	Grade 6		Grade 8		Grade 11	
	County	State	County	State	County	State
0 times	81.7	85.1	88.6	87.5	93.6	94.2
1 time	12.3	9.6	8.6	8.6	4.0	3.9
2 or 3 times	3.1	3.9	2.5	2.8	1.5	1.1
4 or 5 times	1.3	0.8	0.3	0.5	0.5	0.3
6 or 7 times	0.3	0.3	0.0	0.2	0.2	0.1
8 or 9 times	0.3	0.1	0.0	0.1	0.0	0.1
10 or 11 times	0.3	0.1	0.0	0.1	0.2	0.1
12 or more times	0.8	0.2	0.0	0.2	0.0	0.1

Table 101: During the past 12 months, how many times did you bully someone (such as hitting, kicking, pushing, saying mean things, spreading rumors, or making sexual comments that bothered them)?

	Grade 6		Grade 8		Grade 11	
	County	State	County	State	County	State
0 times	85.5	84.8	85.5	80.8	85.7	87.6
1 time	10.6	9.5	7.6	10.0	6.1	5.2
2 or 3 times	2.1	3.4	3.3	5.0	4.9	3.5
4 or 5 times	0.5	0.8	1.8	1.4	2.0	1.1
6 or 7 times	0.5	0.4	0.8	0.5	0.0	0.5
8 or 9 times	0.0	0.2	0.0	0.3	0.2	0.3
10 or 11 times	0.0	0.1	0.3	0.2	0.2	0.2
12 or more times	0.8	0.8	0.8	1.8	0.7	1.7

Table 102: During the past 12 months, how many times have you been suspended from school?

	Grade 6		Grade 8		Grade 11	
	County	State	County	State	County	State
0 times	93.1	92.6	87.2	87.5	85.0	89.4
1 time	4.9	5.0	8.3	7.2	9.8	6.5
2 or 3 times	1.5	1.5	3.3	3.4	2.7	2.5
4 or 5 times	0.0	0.4	0.3	0.9	1.0	0.7
6 or 7 times	0.0	0.1	0.0	0.4	0.5	0.3
8 or 9 times	0.0	0.1	0.5	0.2	0.2	0.2
10 or 11 times	0.3	0.1	0.0	0.1	0.2	0.1
12 or more times	0.3	0.2	0.5	0.3	0.5	0.2

Table 103: During the past 12 months, how many times has someone threatened you with a weapon such as a gun, knife, or club on school property?

	Grade 6		Grade 8		Grade 11	
	County	State	County	State	County	State
0 times	81.9	91.0	88.9	89.1	86.0	93.0
1 time	10.1	5.3	5.8	5.9	6.4	3.7
2 or 3 times	4.4	1.9	3.0	2.6	3.7	1.6
4 or 5 times	2.3	0.6	1.0	0.9	1.7	0.7
6 or 7 times	0.0	0.4	0.5	0.4	0.5	0.3
8 or 9 times	0.3	0.1	0.0	0.2	0.2	0.1
10 or 11 times	0.0	0.1	0.0	0.1	0.0	0.1
12 or more times	1.0	0.5	0.8	0.7	1.5	0.5

Table 104: During the past 12 months, how many times have you been drunk or high at school?

	Grade 6		Grade 8		Grade 11	
	County	State	County	State	County	State
0 times	0.0	0.0	0.0	0.0	81.2	84.3
1 time	0.0	0.0	0.0	0.0	4.0	3.8
2 or 3 times	0.0	0.0	0.0	0.0	4.9	3.3
4 or 5 times	0.0	0.0	0.0	0.0	1.5	1.6
6 or 7 times	0.0	0.0	0.0	0.0	0.7	0.9
8 or 9 times	0.0	0.0	0.0	0.0	1.0	0.7
10 or 11 times	0.0	0.0	0.0	0.0	1.0	0.4
12 or more times	0.0	0.0	0.0	0.0	5.7	5.1

**This was not asked in grades 6 and 8.*

Table 105: During the past 12 months, has anyone offered, sold, or given you an illegal drug on school property?

	Grade 6		Grade 8		Grade 11	
	County	State	County	State	County	State
Yes	4.1	2.4	12.5	9.3	18.8	18.3
No	95.9	97.6	87.5	90.7	81.2	81.7

A.2.4 Harassment and Bullying

Table 106: Any harassment in the past 30 days

	Grade 6		Grade 8		Grade 11	
	County	State	County	State	County	State
No	43.2	54.3	52.3	51.1	60.8	63.3
Yes	56.8	45.7	47.7	48.9	39.2	36.7

Table 107: In the last 30 days, how many times have you been harassed at school, on a school bus or going to and from school because of your race or ethnic origin?

	Grade 6		Grade 8		Grade 11	
	County	State	County	State	County	State
0 times	90.4	91.2	91.7	87.5	91.4	90.3
1 time	4.4	4.6	4.0	5.8	3.0	4.3
2 or 3 times	3.4	2.3	2.5	3.5	2.2	2.8
4 or 5 times	0.0	0.6	0.5	0.8	1.0	0.8
6 or more times	1.8	1.3	1.3	2.3	2.5	1.8

Table 108: In the last 30 days, how many times have you been harassed at school, on a school bus or going to and from school because someone said you were gay, lesbian, bisexual or transgender?

	Grade 6		Grade 8		Grade 11	
	County	State	County	State	County	State
0 times	80.3	86.7	87.4	87.2	89.7	92.7
1 time	8.1	6.3	5.0	5.0	3.4	2.9
2 or 3 times	4.2	3.2	3.5	3.6	3.2	2.1
4 or 5 times	2.3	1.2	0.8	1.0	0.5	0.6
6 or more times	5.2	2.6	3.3	3.3	3.2	1.7

Table 109: In the last 30 days, how many times have you been harassed at school, on a school bus or going to and from school because of who your friends are?

	Grade 6		Grade 8		Grade 11	
	County	State	County	State	County	State
0 times	69.5	80.2	76.7	79.3	83.4	86.0
1 time	18.7	10.8	12.4	10.1	7.8	6.8
2 or 3 times	6.1	5.4	5.6	6.1	5.0	4.3
4 or 5 times	2.4	1.4	1.5	1.6	1.8	1.1
6 or more times	3.4	2.2	3.8	2.9	2.0	1.8

Table 110: In the last 30 days, how many times have you been harassed at school, on a school bus or going to and from school because of how you look (weight, clothes, acne, or other physical characteristics)?

	Grade 6		Grade 8		Grade 11	
	County	State	County	State	County	State
0 times	62.5	74.1	69.9	70.3	79.1	80.2
1 time	18.5	11.8	9.4	12.2	7.4	8.5
2 or 3 times	9.9	6.4	10.6	8.5	7.4	6.5
4 or 5 times	2.3	2.5	3.5	3.0	2.7	1.8
6 or more times	6.8	5.1	6.6	6.0	3.4	3.0

Table 111: In the last 30 days, how many times have you been harassed at school, on a school bus or going to and from school because you received unwanted sexual comments or attention?

	Grade 6		Grade 8		Grade 11	
	County	State	County	State	County	State
0 times	90.3	93.5	91.3	89.0	87.9	89.1
1 time	5.0	3.1	3.3	4.6	4.9	4.0
2 or 3 times	2.1	1.7	2.8	3.2	3.7	3.6
4 or 5 times	1.0	0.7	1.5	1.2	0.5	1.3
6 or more times	1.6	1.0	1.0	2.0	3.0	2.0

Table 112: In the last 30 days, how many times have you been harassed at school, on a school bus or going to and from school through e-mail, social media sites (Facebook, Twitter, YouTube, etc.), chat rooms, instant messaging, web sites, texting or phone?

	Grade 6		Grade 8		Grade 11	
	County	State	County	State	County	State
0 times	80.9	86.4	81.3	81.3	86.2	86.5
1 time	6.7	6.5	8.6	7.5	4.9	5.1
2 or 3 times	5.9	3.5	4.6	5.4	3.7	4.0
4 or 5 times	0.8	1.3	2.5	1.8	2.2	1.5
6 or more times	5.7	2.3	3.0	3.9	3.0	2.8

Table 113: In the last 30 days, how many times have you been harassed at school, on a school bus or going to and from school for other reasons?

	Grade 6		Grade 8		Grade 11	
	County	State	County	State	County	State
0 times	72.4	79.1	77.1	76.9	84.0	84.6
1 time	8.9	8.4	8.8	8.3	4.8	5.6
2 or 3 times	10.0	5.6	5.7	6.2	5.3	4.6
4 or 5 times	1.8	2.1	3.9	2.5	1.8	1.8
6 or more times	6.8	4.9	4.6	6.2	4.3	3.5

Table 114: How often have you seen another student bully others by hitting, kicking, punching or otherwise hurting them in school or on the school bus?

	Grade 6		Grade 8		Grade 11	
	County	State	County	State	County	State
Never	45.5	50.2	38.8	45.1	43.4	57.1
Once or twice per year	35.7	30.1	38.0	34.0	38.8	31.3
Once or twice per month	7.8	10.1	15.1	11.2	10.2	6.9
Once or twice per week	8.8	6.7	6.0	6.4	3.9	3.0
Every day	2.3	3.0	2.0	3.3	3.6	1.7

Table 115: How often have you heard another student bully others by saying mean things, teasing or calling other students names in your school or on the school bus?

	Grade 6		Grade 8		Grade 11	
	County	State	County	State	County	State
Never	29.5	32.9	22.1	25.3	24.0	33.2
Once or twice per year	28.2	26.6	24.4	25.4	26.7	26.6
Once or twice per month	15.8	15.4	18.1	18.9	22.3	19.5
Once or twice per week	15.8	13.5	20.4	15.8	14.6	12.1
Every day	10.9	11.6	15.1	14.6	12.4	8.7

Table 116: How often have you heard another student spread mean rumors or leave other students out of activities to be mean in your school or on the school bus?

	Grade 6		Grade 8		Grade 11	
	County	State	County	State	County	State
Never	27.7	36.4	24.7	28.0	22.8	31.6
Once or twice per year	28.2	25.2	24.5	24.1	23.5	24.1
Once or twice per month	16.6	16.3	19.9	19.0	20.4	20.0
Once or twice per week	13.7	12.3	15.4	15.1	16.7	13.6
Every day	13.7	9.7	15.4	13.7	16.5	10.7

A.3 Social, Emotional and Mental Health

A.3.1 Positive Youth Development

Table 117: Positive Youth Development

	Grade 6		Grade 8		Grade 11	
	County	State	County	State	County	State
Strong positive youth development	61.0	63.3	59.8	54.8	55.0	59.3
Weak positive youth development	39.0	36.7	40.2	45.2	45.0	40.7

Table 118: Would you say that in general your emotional and mental health is...

	Grade 6		Grade 8		Grade 11	
	County	State	County	State	County	State
Excellent	25.6	28.2	28.6	22.2	16.4	17.9
Very good	31.3	31.4	26.6	28.1	23.0	24.8
Good	28.7	29.0	24.4	29.2	25.7	29.8
Fair	11.0	8.8	16.7	14.8	25.0	19.7
Poor	3.4	2.4	3.7	5.7	9.8	7.8

Table 119: Would you say that in general your physical health is...

	Grade 6		Grade 8		Grade 11	
	County	State	County	State	County	State
Excellent	26.6	29.7	28.5	23.2	17.6	18.0
Very good	33.7	32.0	31.8	29.9	28.4	28.4
Good	30.8	28.9	29.3	32.9	34.3	35.4
Fair	7.0	7.9	9.7	11.6	17.2	14.6
Poor	1.8	1.4	0.7	2.5	2.5	3.5

Table 120: I can do most things if I try.

	Grade 6		Grade 8		Grade 11	
	County	State	County	State	County	State
Very much true	38.7	38.8	45.7	39.9	52.3	50.3
Pretty much true	33.7	36.5	36.3	38.5	32.4	36.9
A little true	19.3	15.7	13.4	15.7	12.3	10.4
Not at all true	8.3	9.0	4.6	5.9	3.0	2.4

Table 121: I can work out my problems.

	Grade 6		Grade 8		Grade 11	
	County	State	County	State	County	State
Very much true	44.5	42.0	39.5	38.7	46.6	44.5
Pretty much true	37.0	38.7	42.4	40.0	35.3	40.1
A little true	14.0	14.6	13.8	17.0	14.9	12.8
Not at all true	4.5	4.6	4.3	4.3	3.3	2.7

Table 122: I volunteer to help others in my community.

	Grade 6		Grade 8		Grade 11	
	County	State	County	State	County	State
Very much true	30.3	29.2	27.6	23.5	25.3	28.0
Pretty much true	26.4	28.2	26.8	25.4	25.6	27.4
A little true	29.8	28.8	31.7	32.8	31.5	31.1
Not at all true	13.5	13.8	13.9	18.2	17.6	13.5

Table 123: There is at least one teacher or other adult in my school that really cares about me.

	Grade 6		Grade 8		Grade 11	
	County	State	County	State	County	State
Very much true	52.7	50.5	43.5	41.4	46.1	44.5
Pretty much true	23.7	23.0	22.7	24.7	24.9	26.7
A little true	14.9	16.2	21.6	20.5	18.4	19.4
Not at all true	8.7	10.3	12.2	13.4	10.6	9.4

Table 124: On an average school night, how many hours of sleep do you get?

	Grade 6		Grade 8		Grade 11	
	County	State	County	State	County	State
4 or less	0.0	0.0	0.0	0.0	6.6	7.4
5 hours	0.0	0.0	0.0	0.0	12.0	13.9
6 hours	0.0	0.0	0.0	0.0	22.5	25.0
7 hours	0.0	0.0	0.0	0.0	30.6	30.7
8 hours	0.0	0.0	0.0	0.0	20.8	17.5
9 hours	0.0	0.0	0.0	0.0	5.6	4.2
10 or more hours	0.0	0.0	0.0	0.0	1.7	1.2

**This was not asked in grades 6 and 8.*

A.3.2 Mental Health Inventory

Table 125: Mental Health Inventory 5

	Grade 6		Grade 8		Grade 11	
	County	State	County	State	County	State
Below MHI-5 cutoff	88.1	93.5	89.4	87.9	81.1	85.3
At or above MHI-5 cutoff	11.9	6.5	10.6	12.1	18.9	14.7

Table 126: During the past 30 days, how much of the time have you been a happy person?

	Grade 6		Grade 8		Grade 11	
	County	State	County	State	County	State
All of the time	21.8	24.6	20.1	18.0	10.4	11.5
Most of the time	39.0	44.1	42.4	39.4	34.2	36.2
A good bit of the time	14.1	13.9	16.0	16.4	18.2	20.5
Some of the time	13.6	9.2	10.4	13.7	23.1	17.6
A little of the time	8.2	6.5	10.2	10.0	11.7	11.5
None of the time	3.3	1.8	1.0	2.4	2.4	2.6

Table 127: During the past 30 days, how much of the time have you been a very nervous person?

	Grade 6		Grade 8		Grade 11	
	County	State	County	State	County	State
All of the time	6.2	6.1	5.8	7.8	8.0	8.5
Most of the time	9.3	9.6	15.2	12.4	15.6	14.1
A good bit of the time	13.7	11.4	10.9	13.8	16.1	15.8
Some of the time	18.1	17.8	20.6	19.5	19.5	20.9
A little of the time	33.7	37.0	32.5	31.6	25.8	28.2
None of the time	18.9	18.1	15.0	15.0	15.1	12.4

Table 128: During the past 30 days, how much of the time have you felt calm and peaceful?

	Grade 6		Grade 8		Grade 11	
	County	State	County	State	County	State
All of the time	16.5	19.3	14.9	13.9	10.0	10.3
Most of the time	25.7	29.5	27.1	26.1	21.3	22.9
A good bit of the time	18.9	18.7	19.1	19.2	19.6	20.4
Some of the time	15.7	13.2	16.0	16.6	21.5	19.8
A little of the time	14.4	11.9	16.2	15.9	19.3	19.1
None of the time	8.7	7.4	6.7	8.3	8.3	7.5

Table 129: During the past 30 days, how much of the time have you felt downhearted and blue?

	Grade 6		Grade 8		Grade 11	
	County	State	County	State	County	State
All of the time	5.8	3.4	2.8	4.6	4.6	4.2
Most of the time	10.2	6.1	5.7	9.1	14.6	10.6
A good bit of the time	10.7	8.0	8.5	10.8	16.1	13.9
Some of the time	11.5	12.2	20.1	15.2	17.6	18.4
A little of the time	31.7	31.0	29.6	29.8	26.1	31.2
None of the time	30.1	39.4	33.4	30.6	21.0	21.7

Table 130: During the past 30 days, how much of the time have you felt so down in the dumps that nothing could cheer you up?

	Grade 6		Grade 8		Grade 11	
	County	State	County	State	County	State
All of the time	4.9	3.2	3.3	4.4	4.4	3.8
Most of the time	6.9	4.6	6.6	6.2	8.3	6.6
A good bit of the time	6.9	4.9	4.8	7.3	9.2	8.3
Some of the time	8.5	6.8	7.1	8.4	11.2	10.8
A little of the time	21.1	18.3	19.8	19.2	22.6	23.2
None of the time	51.7	62.3	58.4	54.4	44.3	47.3

A.3.3 Depression and Suicidality

Table 131: During the past 12 months, did you ever feel so sad or hopeless almost every day for two weeks or more in a row that you stopped doing some usual activities?

	Grade 6		Grade 8		Grade 11	
	County	State	County	State	County	State
Yes	24.8	19.0	25.3	25.9	37.5	31.9
No	75.2	81.0	74.7	74.1	62.5	68.1

Table 132: During the past 12 months, did you ever seriously consider attempting suicide?

	Grade 6		Grade 8		Grade 11	
	County	State	County	State	County	State
Yes	12.6	10.5	18.7	17.6	24.0	18.1
No	87.4	89.5	81.3	82.4	76.0	81.9

Table 133: During the past 12 months, how many times did you actually attempt suicide?

	Grade 6		Grade 8		Grade 11	
	County	State	County	State	County	State
0 times	91.7	93.8	92.2	90.6	88.8	92.2
1 time	3.6	3.6	3.5	4.9	4.6	4.2
2 or 3 times	3.4	1.7	3.5	3.1	5.1	2.6
4 or 5 times	0.5	0.4	0.3	0.7	0.5	0.5
6 or more times	0.8	0.5	0.5	0.8	1.0	0.5

A.3.4 Problem Gambling

Table 134: Gambling involves betting anything of value (money, a watch, soda, etc.) on a game or event with an uncertain outcome. Please mark ALL the different types of betting that you have done, if any, during the last 30 days:

	Grade 6		Grade 8		Grade 11	
	County	State	County	State	County	State
I did not gamble during the last 30 days.	69.3	68.2	71.0	66.0	74.8	67.6
Playing lottery tickets / Powerball / Megabucks.	2.7	2.8	3.2	4.4	5.0	5.1
Playing dice or coin flips.	8.0	7.3	8.1	8.4	5.3	5.5
Playing cards (poker, etc.).	5.5	5.4	8.4	8.6	7.2	8.1
Betting on a sports team.	9.7	9.7	11.5	11.9	6.2	10.0
Betting on games of personal skill (bowling, video games, dares, etc.).	12.5	10.9	14.0	14.0	8.9	12.2
Gambling on the Internet for free or with money.	1.7	1.1	3.9	2.8	3.1	3.3
Playing Bingo for money.	2.5	2.5	2.7	2.9	3.1	2.1
Other.	9.0	7.5	7.1	8.7	6.5	6.6

Table 135: During the last 12 months, have you ever felt bad about the amount you bet, or about what happens when you bet money?

	Grade 6		Grade 8		Grade 11	
	County	State	County	State	County	State
Yes	2.3	2.4	0.5	2.3	1.7	2.2
No	19.3	18.0	23.2	22.9	20.7	26.4
I don't bet for money.	78.4	79.6	76.3	74.9	77.6	71.3

Table 136: During the last 12 months, have you ever felt that you would like to stop betting money but didn't think you could?

	Grade 6		Grade 8		Grade 11	
	County	State	County	State	County	State
Yes	2.1	2.6	1.3	1.8	1.2	1.4
No	19.4	16.5	21.6	22.3	21.7	25.8
I don't bet for money.	78.5	80.9	77.1	75.9	77.0	72.9

Table 137: Have you ever lied to anyone about betting/gambling?

	Grade 6		Grade 8		Grade 11	
	County	State	County	State	County	State
Yes	4.2	3.0	1.8	4.3	3.4	3.6
No	95.8	97.0	98.2	95.7	96.6	96.4

Table 138: Have you ever bet/gambed more than you wanted to?

	Grade 6		Grade 8		Grade 11	
	County	State	County	State	County	State
Yes	4.8	2.7	3.1	4.1	3.2	4.7
No	95.2	97.3	96.9	95.9	96.8	95.3

Table 139: Have your parents ever talked to you about the risks of betting/gambling?

	Grade 6		Grade 8		Grade 11	
	County	State	County	State	County	State
Yes	47.6	49.4	55.8	48.5	35.1	36.4
No	52.4	50.6	44.2	51.5	64.9	63.6

Table 140: Have your teachers ever talked to you about the risks of betting/gambling?

	Grade 6		Grade 8		Grade 11	
	County	State	County	State	County	State
Yes	18.8	19.2	44.8	23.2	19.3	18.0
No	81.2	80.8	55.2	76.8	80.7	82.0

A.3.5 Adverse Childhood Experiences

Table 141: Were your parents ever separated or divorced after you were born?

	Grade 6		Grade 8		Grade 11	
	County	State	County	State	County	State
Yes	40.4	35.2	43.0	40.4	50.3	42.8
No	59.6	64.8	57.0	59.6	49.7	57.2

Table 142: Have you ever lived with someone who is/was a problem drinker or alcoholic?

	Grade 6		Grade 8		Grade 11	
	County	State	County	State	County	State
Yes	25.7	22.2	29.2	31.4	40.4	35.2
No	74.3	77.8	70.8	68.6	59.6	64.8

Table 143: Have you ever lived with someone who uses/used street drugs?

	Grade 6		Grade 8		Grade 11	
	County	State	County	State	County	State
Yes	17.4	11.4	23.7	20.7	32.8	23.6
No	82.6	88.6	76.3	79.3	67.2	76.4

Table 144: Have you ever lived with a household member who is/was depressed or mentally ill?

	Grade 6		Grade 8		Grade 11	
	County	State	County	State	County	State
Yes	27.6	20.4	32.5	30.7	43.8	39.0
No	72.4	79.6	67.5	69.3	56.2	61.0

Table 145: Have you ever felt that you did not have enough to eat?

	Grade 6		Grade 8		Grade 11	
	County	State	County	State	County	State
Yes	25.4	19.9	14.9	18.2	17.9	15.8
No	74.6	80.1	85.1	81.8	82.1	84.2

Table 146: Have you ever felt that you had to wear dirty clothes?

	Grade 6		Grade 8		Grade 11	
	County	State	County	State	County	State
Yes	14.6	9.9	7.1	11.2	10.4	10.2
No	85.4	90.1	92.9	88.8	89.6	89.8

Table 147: Have you ever felt that you had no one to protect you?

	Grade 6		Grade 8		Grade 11	
	County	State	County	State	County	State
Yes	17.5	14.7	14.8	16.4	16.7	14.1
No	82.5	85.3	85.2	83.6	83.3	85.9

A.4 Substance Use

A.4.1 Tobacco Use

Table 148: During the past 30 days, on how many days did you smoke cigarettes?

	Grade 6		Grade 8		Grade 11	
	County	State	County	State	County	State
0 days	98.7	99.1	95.0	96.7	88.1	92.3
1 or 2 days	0.8	0.6	2.6	1.6	4.5	2.6
3 to 5 days	0.0	0.1	0.8	0.5	1.0	1.1
6 to 9 days	0.0	0.0	0.5	0.3	1.5	0.8
10 to 19 days	0.0	0.1	0.3	0.3	0.7	0.9
20 to 29 days	0.3	0.0	0.0	0.2	0.7	0.8
All 30 days	0.3	0.1	0.8	0.4	3.5	1.6

Table 149: During the past 30 days, on how many days did you use other tobacco products?

	Grade 6		Grade 8		Grade 11	
	County	State	County	State	County	State
0 days	98.7	99.4	96.4	97.5	89.6	94.2
1 or 2 days	0.5	0.4	2.3	1.1	1.0	1.8
3 to 5 days	0.5	0.1	0.5	0.4	1.5	1.0
6 to 9 days	0.0	0.1	0.3	0.3	0.5	0.6
10 to 19 days	0.3	0.1	0.0	0.2	0.7	0.4
20 to 29 days	0.0	0.0	0.0	0.2	1.2	0.5
All 30 days	0.0	0.0	0.5	0.3	5.4	1.6

Table 150: During the past 30 days, on how many days did you smoke tobacco in a "Hookah," also known as a water pipe?

	Grade 6		Grade 8		Grade 11	
	County	State	County	State	County	State
0 days	0.0	0.0	0.0	0.0	93.6	94.7
1 or 2 days	0.0	0.0	0.0	0.0	4.4	2.7
3 to 5 days	0.0	0.0	0.0	0.0	1.0	1.2
6 to 9 days	0.0	0.0	0.0	0.0	0.2	0.5
10 to 19 days	0.0	0.0	0.0	0.0	0.7	0.4
20 to 29 days	0.0	0.0	0.0	0.0	0.0	0.2
All 30 days	0.0	0.0	0.0	0.0	0.0	0.4

**This was not asked in grades 6 and 8.*

Table 151: During the past 30 days, from which of the following sources did you get tobacco (cigarettes, chew, cigars)? Please mark all that apply.

	Grade 6		Grade 8		Grade 11	
	County	State	County	State	County	State
I did not get tobacco during the past 30 days	0.0	0.0	0.0	0.0	76.7	80.9
A store or gas station	0.0	0.0	0.0	0.0	5.5	3.1
Friends 18 or older	0.0	0.0	0.0	0.0	12.0	6.9
Friends under 18	0.0	0.0	0.0	0.0	6.0	4.2
Took from home without permission	0.0	0.0	0.0	0.0	0.7	1.0
A family member	0.0	0.0	0.0	0.0	2.6	1.9
The Internet	0.0	0.0	0.0	0.0	0.2	0.5
Some other source	0.0	0.0	0.0	0.0	2.4	2.4

**This was not asked in grades 6 and 8.*

Table 152: Used any tobacco product during the past 30 days

	Grade 6		Grade 8		Grade 11	
	County	State	County	State	County	State
No Use	97.9	98.8	93.8	95.6	79.3	86.8
Use	2.1	1.2	6.2	4.4	20.7	13.2

Table 153: How old were you when you smoked a whole cigarette for the first time?

	Grade 6		Grade 8		Grade 11	
	County	State	County	State	County	State
Never have	97.3	97.9	90.6	91.9	75.1	81.5
8 years old or younger	1.4	0.5	0.3	0.8	1.8	0.9
9 years old	0.3	0.3	0.3	0.7	0.5	0.6
10 years old	0.3	0.4	0.8	0.9	0.3	0.8
11 years old	0.8	0.6	1.6	0.9	2.0	0.9
12 years old	0.0	0.3	2.6	1.9	3.0	1.7
13 years old	0.0	0.0	2.6	2.1	3.5	2.3
14 years old	0.0	0.0	1.3	0.7	2.5	3.1
15 years old	0.0	0.1	0.0	0.1	6.8	4.1
16 years old	0.0	0.0	0.0	0.0	3.5	3.0
17 years old or older	0.0	0.0	0.0	0.0	1.0	1.0

Table 154: How old were you when you smoked a whole cigarette for the first time?

	Grade 6		Grade 8		Grade 11	
	County	State	County	State	County	State
Avg Age in Years	9.2	10.1	12.0	11.5	13.5	13.6

Table 155: How old were you the first time you used tobacco products other than cigarettes such as snuff, chewing tobacco, and smoking tobacco from a pipe?

	Grade 6		Grade 8		Grade 11	
	County	State	County	State	County	State
Never have	97.8	98.3	92.4	93.8	77.2	84.5
8 years old or younger	1.1	0.4	0.8	0.7	1.2	0.8
9 years old	0.3	0.3	0.0	0.4	0.5	0.4
10 years old	0.3	0.2	0.3	0.6	0.2	0.6
11 years old	0.5	0.4	0.5	0.7	2.0	0.6
12 years old	0.0	0.2	1.6	1.1	1.8	1.1
13 years old	0.0	0.0	3.4	1.9	2.8	1.4
14 years old	0.0	0.0	1.1	0.6	4.5	2.7
15 years old	0.0	0.0	0.0	0.1	5.0	3.9
16 years old	0.0	0.0	0.0	0.0	3.8	3.1
17 years old or older	0.0	0.0	0.0	0.0	1.0	0.9

Table 156: How old were you the first time you used tobacco products other than cigarettes such as snuff, chewing tobacco, and smoking tobacco from a pipe?

	Grade 6		Grade 8		Grade 11	
	County	State	County	State	County	State
Avg Age in Years	9.1	10.0	12.2	11.6	13.7	13.9

Table 157: How old were you when you first tried e-cigarettes, vape-pens, or e-hookahs?

	Grade 6		Grade 8		Grade 11	
	County	State	County	State	County	State
Never have	0.0	0.0	0.0	0.0	60.7	64.6
8 years old or younger	0.0	0.0	0.0	0.0	0.8	0.3
9 years old	0.0	0.0	0.0	0.0	0.3	0.1
10 years old	0.0	0.0	0.0	0.0	0.3	0.3
11 years old	0.0	0.0	0.0	0.0	0.8	0.6
12 years old	0.0	0.0	0.0	0.0	1.8	1.2
13 years old	0.0	0.0	0.0	0.0	2.5	3.0
14 years old	0.0	0.0	0.0	0.0	8.5	7.8
15 years old	0.0	0.0	0.0	0.0	14.3	12.3
16 years old	0.0	0.0	0.0	0.0	8.3	8.2
17 years old or older	0.0	0.0	0.0	0.0	2.0	1.6

**This was not asked in grades 6 and 8.*

A.4.2 Alcohol Use

Table 158: During your life, on how many days have you had at least one drink of alcohol?

	Grade 6		Grade 8		Grade 11	
	County	State	County	State	County	State
0 days	0.0	0.0	0.0	0.0	30.2	39.6
1 or 2 days	0.0	0.0	0.0	0.0	18.9	15.5
3 to 9 days	0.0	0.0	0.0	0.0	16.7	17.0
10 to 19 days	0.0	0.0	0.0	0.0	10.6	9.6
20 to 39 days	0.0	0.0	0.0	0.0	8.4	7.4
40 to 99 days	0.0	0.0	0.0	0.0	5.9	5.3
100 or more days	0.0	0.0	0.0	0.0	9.3	5.6

**This was not asked in grades 6 and 8.*

Table 159: During the past 30 days, on how many days did you have at least one drink of alcohol?

	Grade 6		Grade 8		Grade 11	
	County	State	County	State	County	State
0 days	94.2	96.0	84.2	84.6	65.9	70.2
1 or 2 days	4.2	3.3	10.3	11.0	21.5	18.7
3 to 5 days	0.8	0.3	3.9	2.2	7.7	6.3
6 to 9 days	0.3	0.2	0.3	1.2	3.5	2.8
10 to 19 days	0.3	0.1	0.5	0.6	0.7	1.1
20 to 29 days	0.3	0.0	0.0	0.2	0.7	0.4
All 30 days	0.0	0.1	0.8	0.3	0.0	0.4

Table 160: During the past 30 days, on how many days did you have 5 or more drinks of alcohol in a row, that is, within a couple of hours?

	Grade 6		Grade 8		Grade 11	
	County	State	County	State	County	State
0 days	97.9	99.1	94.6	94.6	82.4	84.5
1 or 2 days	0.8	0.6	4.4	3.5	9.4	9.6
3 to 5 days	0.5	0.2	0.5	0.9	5.2	3.2
6 to 9 days	0.5	0.1	0.3	0.5	1.5	1.4
10 to 19 days	0.0	0.0	0.3	0.3	0.5	0.6
20 to 29 days	0.0	0.0	0.0	0.1	0.7	0.2
All 30 days	0.3	0.0	0.0	0.2	0.2	0.4

Table 161: During the past 30 days, on how many days do you think most students in your school had at least one drink of alcohol? (your best estimate)

	Grade 6		Grade 8		Grade 11	
	County	State	County	State	County	State
0 days	67.0	66.4	37.5	45.2	16.5	20.2
1 or 2 days	23.5	22.7	28.9	29.4	18.2	19.9
3 to 5 days	5.3	6.2	18.3	12.9	23.4	21.6
6 to 9 days	2.1	2.3	7.0	6.2	19.2	17.7
10 to 19 days	0.8	1.2	3.6	3.5	16.7	12.7
20 to 29 days	0.0	0.4	1.8	1.0	3.0	3.4
All 30 days	1.3	0.8	2.8	1.9	3.0	4.5

Table 162: During the past 30 days, on how many days do you think most students in your school had 5 or more drinks of alcohol in a row, that is, within a couple of hours? (your best estimate)

	Grade 6		Grade 8		Grade 11	
	County	State	County	State	County	State
0 days	84.4	85.9	59.2	67.4	26.6	32.2
1 or 2 days	10.3	9.6	21.5	19.4	28.4	25.7
3 to 5 days	2.1	2.3	9.9	6.6	16.9	17.5
6 to 9 days	1.6	1.1	5.5	3.1	13.9	12.6
10 to 19 days	0.3	0.5	1.3	1.7	10.7	7.1
20 to 29 days	0.3	0.2	0.5	0.7	2.2	2.3
All 30 days	1.1	0.4	2.1	1.0	1.2	2.6

Table 163: Think of your four best friends (the friends you feel closest to). In the past 12 months, how many of your best friends have tried beer, wine, or hard liquor (for example, vodka, whiskey or gin)?

	Grade 6		Grade 8		Grade 11	
	County	State	County	State	County	State
None of my friends	0.0	0.0	0.0	0.0	30.0	38.1
1 of my friends	0.0	0.0	0.0	0.0	15.6	17.2
2 of my friends	0.0	0.0	0.0	0.0	18.1	15.2
3 of my friends	0.0	0.0	0.0	0.0	11.4	9.4
4 of my friends	0.0	0.0	0.0	0.0	24.8	20.1

**This was not asked in grades 6 and 8.*

Table 164: During the past 30 days, what type of alcohol did you usually drink?
Select only one response.

	Grade 6		Grade 8		Grade 11	
	County	State	County	State	County	State
I did not drink alcohol during the past 30 days.	0.0	0.0	0.0	0.0	65.6	70.4
I do not have a usual type.	0.0	0.0	0.0	0.0	4.1	4.2
Beer.	0.0	0.0	0.0	0.0	8.5	5.4
Flavored beverages (such as Smirnoff, Bacardi Silver, and Hard Lemonade).	0.0	0.0	0.0	0.0	5.4	4.4
Wine coolers (such as Bartles and Jaymes or Seagrams).	0.0	0.0	0.0	0.0	0.5	0.3
Wine.	0.0	0.0	0.0	0.0	1.3	2.0
Liquor (such as vodka, rum, scotch, bourbon, or whiskey).	0.0	0.0	0.0	0.0	14.1	12.6
Some other type.	0.0	0.0	0.0	0.0	0.5	0.8

**This was not asked in grades 6 and 8.*

Table 165: During the past 30 days, from which of the following sources did you get the alcohol you drank? Please mark all that apply.

	Grade 6		Grade 8		Grade 11	
	County	State	County	State	County	State
I did not drink alcohol during the past 30 days.	0.0	0.0	0.0	0.0	62.5	64.0
At a party	0.0	0.0	0.0	0.0	11.5	11.6
Friends under 21	0.0	0.0	0.0	0.0	12.0	8.7
Friends 21 or older	0.0	0.0	0.0	0.0	9.6	8.2
A brother or sister	0.0	0.0	0.0	0.0	3.1	3.0
A parent	0.0	0.0	0.0	0.0	8.9	7.3
A store or gas station	0.0	0.0	0.0	0.0	1.9	1.4
Liquor store	0.0	0.0	0.0	0.0	2.4	1.6
Bar, night club or restaurant	0.0	0.0	0.0	0.0	0.7	0.7
Took it from home without permission	0.0	0.0	0.0	0.0	4.3	4.3
By asking a stranger to buy it for me	0.0	0.0	0.0	0.0	2.2	1.5
I got it some other way	0.0	0.0	0.0	0.0	6.7	6.1

**This was not asked in grades 6 and 8.*

Table 166: In the last 12 months, which of the following have you experienced?
Please mark all that apply.

	Grade 6		Grade 8		Grade 11	
	County	State	County	State	County	State
I did not drink alcohol in the last 12 months.	0.0	0.0	0.0	0.0	57.2	59.3
Missed school or class because of drinking alcohol.	0.0	0.0	0.0	0.0	1.9	1.4
Gotten sick to my stomach because of drinking alcohol.	0.0	0.0	0.0	0.0	14.4	10.7
Not been able to remember what happened while I was drinking alcohol.	0.0	0.0	0.0	0.0	11.3	9.6
Later regretted something I did while drinking alcohol.	0.0	0.0	0.0	0.0	8.4	6.6
Worried that I drank alcohol too much or too often.	0.0	0.0	0.0	0.0	6.0	4.3

**This was not asked in grades 6 and 8.*

Table 167: During the past 30 days, how many times did you ride in a vehicle driven by a parent or other adult who had been drinking alcohol?

	Grade 6		Grade 8		Grade 11	
	County	State	County	State	County	State
0 times	87.4	89.7	86.5	85.6	87.5	87.0
1 time	6.2	6.1	7.5	8.2	5.5	6.8
2 or 3 times	4.0	2.4	4.1	3.8	5.5	4.0
4 or 5 times	1.6	0.5	0.8	1.0	1.0	0.8
6 or more times	0.8	1.3	1.0	1.4	0.5	1.4

Table 168: During the past 30 days, how many times did you ride in a vehicle driven by a teenager who had been drinking alcohol?

	Grade 6		Grade 8		Grade 11	
	County	State	County	State	County	State
0 times	0.0	0.0	0.0	0.0	93.7	93.9
1 time	0.0	0.0	0.0	0.0	3.5	3.6
2 or 3 times	0.0	0.0	0.0	0.0	2.0	1.6
4 or 5 times	0.0	0.0	0.0	0.0	0.3	0.3
6 or more times	0.0	0.0	0.0	0.0	0.5	0.5

**This was not asked in grades 6 and 8.*

Table 169: During the past 30 days, how many times did you drive a car or other vehicle when you had been drinking alcohol?

	Grade 6		Grade 8		Grade 11	
	County	State	County	State	County	State
0 times	0.0	0.0	0.0	0.0	97.0	96.2
1 time	0.0	0.0	0.0	0.0	1.3	2.1
2 or 3 times	0.0	0.0	0.0	0.0	1.0	1.1
4 or 5 times	0.0	0.0	0.0	0.0	0.3	0.3
6 or more times	0.0	0.0	0.0	0.0	0.5	0.4

**This was not asked in grades 6 and 8.*

Table 170: During the past 30 days, how many times did most students in your school ride in a vehicle driven by a parent or other adult who had been drinking alcohol?

	Grade 6		Grade 8		Grade 11	
	County	State	County	State	County	State
0 times	72.0	76.4	64.8	66.4	55.1	57.2
1 time	12.9	12.3	16.7	15.8	21.3	21.6
2 or 3 times	11.0	7.6	13.8	12.6	19.2	15.8
4 or 5 times	0.8	1.6	2.9	2.8	2.1	3.0
6 or more times	3.2	2.1	1.8	2.4	2.3	2.4

Table 171: During the past 30 days, how many times did most students in your school ride in a vehicle driven by a teenager who had been drinking alcohol?

	Grade 6		Grade 8		Grade 11	
	County	State	County	State	County	State
0 times	0.0	0.0	0.0	0.0	49.0	52.0
1 time	0.0	0.0	0.0	0.0	19.9	21.2
2 or 3 times	0.0	0.0	0.0	0.0	19.6	18.1
4 or 5 times	0.0	0.0	0.0	0.0	6.9	5.5
6 or more times	0.0	0.0	0.0	0.0	4.6	3.2

**This was not asked in grades 6 and 8.*

Table 172: During the past 30 days, how many times did most students in your school drive a car or other vehicle when they had been drinking alcohol?

	Grade 6		Grade 8		Grade 11	
	County	State	County	State	County	State
0 times	0.0	0.0	0.0	0.0	51.7	55.2
1 time	0.0	0.0	0.0	0.0	20.6	22.5
2 or 3 times	0.0	0.0	0.0	0.0	17.7	15.1
4 or 5 times	0.0	0.0	0.0	0.0	7.5	4.3
6 or more times	0.0	0.0	0.0	0.0	2.6	3.0

**This was not asked in grades 6 and 8.*

Table 173: How old were you when you had more than a sip or two of beer, wine, or hard liquor (for example, vodka, whiskey, or gin) for the first time?

	Grade 6		Grade 8		Grade 11	
	County	State	County	State	County	State
Never have	73.4	78.2	61.4	59.9	33.5	36.0
8 years old or younger	9.3	8.3	9.9	9.7	6.0	6.2
9 years old	4.0	3.7	2.6	3.6	2.2	2.5
10 years old	5.9	4.3	4.4	4.6	3.5	3.3
11 years old	5.3	4.1	3.1	4.2	2.0	3.0
12 years old	2.1	1.4	7.3	6.8	6.5	5.2
13 years old	0.0	0.0	9.1	8.5	5.2	6.3
14 years old	0.0	0.0	2.1	2.5	8.0	9.6
15 years old	0.0	0.0	0.0	0.1	18.5	13.8
16 years old	0.0	0.0	0.0	0.0	12.5	11.4
17 years old or older	0.0	0.0	0.0	0.0	2.0	2.6

Table 174: How old were you when you had more than a sip or two of beer, wine, or hard liquor (for example, vodka, whiskey, or gin) for the first time?

	Grade 6		Grade 8		Grade 11	
	County	State	County	State	County	State
Avg Age in Years	9.5	9.4	10.8	10.8	13.5	13.3

Table 175: How old were you when you first began drinking alcoholic beverages regularly, that is at least once or twice a month?

	Grade 6		Grade 8		Grade 11	
	County	State	County	State	County	State
Never have	96.0	97.8	92.2	91.3	71.5	72.6
8 years old or younger	0.8	0.5	0.5	0.6	0.5	0.5
9 years old	0.5	0.3	0.0	0.4	0.0	0.3
10 years old	0.8	0.4	0.3	0.5	0.3	0.5
11 years old	1.1	0.6	0.8	0.7	1.5	0.5
12 years old	0.8	0.3	2.1	1.6	2.5	1.0
13 years old	0.0	0.0	2.9	3.3	1.5	1.8
14 years old	0.0	0.0	1.3	1.4	3.3	3.6
15 years old	0.0	0.0	0.0	0.1	8.3	7.1
16 years old	0.0	0.0	0.0	0.0	8.8	9.2
17 years old or older	0.0	0.0	0.0	0.0	1.8	3.0

Table 176: How old were you when you first began drinking alcoholic beverages regularly, that is at least once or twice a month?

	Grade 6		Grade 8		Grade 11	
	County	State	County	State	County	State
Avg Age in Years	10.1	10.1	12.3	12.1	14.6	14.8

A.4.3 Marijuana Use

Table 177: During the past 30 days, how many times did you use marijuana?

	Grade 6		Grade 8		Grade 11	
	County	State	County	State	County	State
0 times	97.3	98.5	90.1	91.6	76.3	78.4
1 or 2 times	1.1	0.9	3.9	3.5	9.6	7.6
3 to 9 times	1.3	0.3	3.1	2.1	4.9	5.2
10 to 19 times	0.3	0.1	0.3	1.1	2.5	2.7
20 to 39 times	0.0	0.1	1.0	0.7	3.2	1.9
40 or more times	0.0	0.1	1.6	1.1	3.5	4.2

Table 178: During the past 30 days, from which of the following sources did you get marijuana? Please mark all that apply.

	Grade 6		Grade 8		Grade 11	
	County	State	County	State	County	State
I did not use marijuana during the past 30 days	0.0	0.0	0.0	0.0	74.0	73.4
A public event such as a concert or sporting event	0.0	0.0	0.0	0.0	1.0	1.4
A party	0.0	0.0	0.0	0.0	4.1	5.8
Friends 18 or older	0.0	0.0	0.0	0.0	7.2	7.7
Friends under 18	0.0	0.0	0.0	0.0	9.1	10.8
A family member	0.0	0.0	0.0	0.0	4.3	3.9
A medical marijuana cardholder or grower	0.0	0.0	0.0	0.0	1.9	2.7
I gave someone money to buy it for me	0.0	0.0	0.0	0.0	3.1	3.6
I grew it	0.0	0.0	0.0	0.0	1.2	1.3
I got it some other way	0.0	0.0	0.0	0.0	5.8	5.5

**This was not asked in grades 6 and 8.*

Table 179: How old were you when you tried marijuana for the first time?

	Grade 6		Grade 8		Grade 11	
	County	State	County	State	County	State
Never have	96.2	97.4	85.7	85.6	55.2	60.6
8 years old or younger	0.8	0.4	0.3	0.9	1.3	0.7
9 years old	0.8	0.4	0.3	0.6	0.3	0.5
10 years old	0.8	0.5	0.5	0.8	0.5	0.9
11 years old	0.8	0.8	1.9	1.9	1.3	1.7
12 years old	0.5	0.5	2.9	3.3	3.0	3.0
13 years old	0.0	0.0	7.2	5.4	5.3	5.0
14 years old	0.0	0.0	1.3	1.4	8.3	8.1
15 years old	0.0	0.0	0.0	0.1	14.1	9.8
16 years old	0.0	0.0	0.0	0.0	7.8	7.9
17 years old or older	0.0	0.0	0.0	0.0	3.0	1.7

Table 180: How old were you when you tried marijuana for the first time?

	Grade 6		Grade 8		Grade 11	
	County	State	County	State	County	State
Avg Age in Years	9.9	10.3	12.4	12.0	14.3	14.1

Table 181: How old were you when you first tried synthetic marijuana (also called K2, Spice, etc.) for the first time?

	Grade 6		Grade 8		Grade 11	
	County	State	County	State	County	State
Never have	98.4	98.9	97.6	95.9	92.2	92.9
8 years old or younger	0.3	0.2	0.0	0.4	0.5	0.2
9 years old	0.3	0.1	0.0	0.1	0.0	0.2
10 years old	0.3	0.2	0.0	0.3	0.3	0.2
11 years old	0.3	0.3	0.3	0.4	0.3	0.5
12 years old	0.3	0.2	0.5	1.0	0.5	0.5
13 years old	0.0	0.0	1.0	1.2	1.3	0.7
14 years old	0.0	0.0	0.5	0.5	2.3	1.3
15 years old	0.3	0.0	0.0	0.1	1.0	1.6
16 years old	0.0	0.0	0.0	0.0	1.5	1.4
17 years old or older	0.0	0.0	0.0	0.0	0.3	0.5

Table 182: How old were you when you first tried synthetic marijuana (also called K2, Spice, etc.) for the first time?

	Grade 6		Grade 8		Grade 11	
	County	State	County	State	County	State
Avg Age in Years	10.8	10.2	12.8	11.9	13.7	14.0

A.4.4 Other Drug Use

Table 183: During the past 30 days, on how many days did you sniff glue, breathe the contents of aerosol spray cans, or inhale any paints or sprays to get high?

	Grade 6		Grade 8		Grade 11	
	County	State	County	State	County	State
0 days	94.3	95.2	96.8	95.5	98.5	98.5
1 or 2 days	3.5	3.5	2.1	2.9	1.0	0.9
3 to 5 days	0.8	0.7	1.1	0.7	0.0	0.3
6 to 9 days	0.5	0.3	0.0	0.4	0.3	0.1
10 to 19 days	0.3	0.1	0.0	0.2	0.0	0.1
20 to 29 days	0.0	0.0	0.0	0.1	0.0	0.0
All 30 days	0.5	0.2	0.0	0.3	0.3	0.2

Table 184: During the past 30 days, on how many days did you use synthetic marijuana, example: K2, Spice, etc.?

	Grade 6		Grade 8		Grade 11	
	County	State	County	State	County	State
0 days	98.4	99.2	98.4	97.3	98.5	97.2
1 or 2 days	0.3	0.4	1.3	1.2	1.0	1.3
3 to 5 days	0.8	0.1	0.3	0.6	0.3	0.6
6 to 9 days	0.0	0.1	0.0	0.3	0.0	0.3
10 to 19 days	0.5	0.1	0.0	0.2	0.0	0.2
20 to 29 days	0.0	0.0	0.0	0.1	0.0	0.1
All 30 days	0.0	0.1	0.0	0.3	0.3	0.3

Table 185: During the past 30 days, on how many days did you use a prescription drug (such as OxyContin, Percocet, Vicodin, codeine, Adderall, Ritalin, or Xanax) without a doctor's orders?

	Grade 6		Grade 8		Grade 11	
	County	State	County	State	County	State
0 days	98.1	98.9	96.9	96.7	90.4	93.8
1 or 2 days	1.4	0.6	2.4	1.5	4.0	3.2
3 to 5 days	0.0	0.2	0.3	0.7	3.3	1.3
6 to 9 days	0.0	0.1	0.0	0.4	1.5	0.7
10 to 19 days	0.0	0.0	0.0	0.3	0.3	0.4
20 to 29 days	0.3	0.1	0.3	0.1	0.3	0.2
All 30 days	0.3	0.1	0.3	0.3	0.3	0.4

Table 186: Which of the following illicit drugs did you use during the past 30 days? Please mark all that apply.

	Grade 6		Grade 8		Grade 11	
	County	State	County	State	County	State
I did not use illicit drugs during the past 30 days	83.8	81.6	82.1	81.8	73.1	72.5
Marijuana	2.0	1.2	9.6	7.2	20.7	18.9
Any form of cocaine including powder, crack or freebase	0.5	0.3	0.0	0.5	1.7	0.8
Ecstasy (also called MDMA)	0.0	0.1	0.2	0.5	0.5	1.0
Heroin or other opiates or narcotics	0.0	0.1	0.0	0.3	0.5	0.3
LSD or other hallucinogens or psychedelics	0.5	0.1	1.0	0.7	1.4	1.7
Methamphetamines (also called speed, crystal, crank or ice)	0.2	0.1	0.0	0.3	0.5	0.2
Steroid pills or shots without a doctor's prescription	1.0	0.3	0.2	0.5	0.5	0.3

Table 187: Any illicit drug use including marijuana, synthetic marijuana, cocaine, ecstasy, heroin, hallucinogens or methamphetamines

	Grade 6		Grade 8		Grade 11	
	County	State	County	State	County	State
No Use	97.5	98.3	89.7	92.1	78.6	80.4
Use	2.5	1.7	10.3	7.9	21.4	19.6

Table 188: Any illicit drug use including cocaine, ecstasy, heroin, hallucinogens or methamphetamines

	Grade 6		Grade 8		Grade 11	
	County	State	County	State	County	State
No Use	99.3	99.5	98.8	98.6	96.9	97.3
Use	0.7	0.5	1.2	1.4	3.1	2.7

A.4.5 Lifetime Drug Use

Table 189: During your life, how many times have you Used marijuana?

	Grade 6		Grade 8		Grade 11	
	County	State	County	State	County	State
0 times	0.0	0.0	0.0	0.0	55.7	60.6
1 or 2 times	0.0	0.0	0.0	0.0	9.3	8.5
3 to 9 times	0.0	0.0	0.0	0.0	8.3	8.1
10 to 19 times	0.0	0.0	0.0	0.0	5.8	5.3
20 to 39 times	0.0	0.0	0.0	0.0	5.0	4.1
40 or more times	0.0	0.0	0.0	0.0	15.9	13.5

**This was not asked in grades 6 and 8.*

Table 190: During your life, how many times have you Sniffed glue, breathed the contents of aerosol spray cans, or inhaled any paints or sprays to get high?

	Grade 6		Grade 8		Grade 11	
	County	State	County	State	County	State
0 times	0.0	0.0	0.0	0.0	92.4	93.6
1 or 2 times	0.0	0.0	0.0	0.0	4.8	3.9
3 to 9 times	0.0	0.0	0.0	0.0	1.5	1.2
10 to 19 times	0.0	0.0	0.0	0.0	0.5	0.5
20 to 39 times	0.0	0.0	0.0	0.0	0.0	0.2
40 or more times	0.0	0.0	0.0	0.0	0.8	0.6

**This was not asked in grades 6 and 8.*

Table 191: During your life, how many times have you Taken steroid pills or shots without a doctor's prescription?

	Grade 6		Grade 8		Grade 11	
	County	State	County	State	County	State
0 times	0.0	0.0	0.0	0.0	97.5	98.0
1 or 2 times	0.0	0.0	0.0	0.0	1.5	0.7
3 to 9 times	0.0	0.0	0.0	0.0	0.3	0.5
10 to 19 times	0.0	0.0	0.0	0.0	0.5	0.3
20 to 39 times	0.0	0.0	0.0	0.0	0.0	0.2
40 or more times	0.0	0.0	0.0	0.0	0.3	0.3

**This was not asked in grades 6 and 8.*

Table 192: During your life, how many times have you Taken a prescription drug not prescribed to you?

	Grade 6		Grade 8		Grade 11	
	County	State	County	State	County	State
0 times	0.0	0.0	0.0	0.0	77.3	83.4
1 or 2 times	0.0	0.0	0.0	0.0	8.6	7.3
3 to 9 times	0.0	0.0	0.0	0.0	6.6	4.6
10 to 19 times	0.0	0.0	0.0	0.0	4.5	2.3
20 to 39 times	0.0	0.0	0.0	0.0	1.3	1.1
40 or more times	0.0	0.0	0.0	0.0	1.8	1.3

**This was not asked in grades 6 and 8.*

Table 193: During your life, how many times have you Used any form of cocaine, including powder, crack or freebase?

	Grade 6		Grade 8		Grade 11	
	County	State	County	State	County	State
0 times	0.0	0.0	0.0	0.0	94.4	95.7
1 or 2 times	0.0	0.0	0.0	0.0	3.3	2.1
3 to 9 times	0.0	0.0	0.0	0.0	1.0	0.9
10 to 19 times	0.0	0.0	0.0	0.0	0.3	0.5
20 to 39 times	0.0	0.0	0.0	0.0	0.0	0.2
40 or more times	0.0	0.0	0.0	0.0	1.0	0.6

**This was not asked in grades 6 and 8.*

Table 194: During your life, how many times have you Used ecstasy (also called MDMA)?

	Grade 6		Grade 8		Grade 11	
	County	State	County	State	County	State
0 times	0.0	0.0	0.0	0.0	95.2	95.4
1 or 2 times	0.0	0.0	0.0	0.0	3.0	2.4
3 to 9 times	0.0	0.0	0.0	0.0	0.8	1.0
10 to 19 times	0.0	0.0	0.0	0.0	0.0	0.4
20 to 39 times	0.0	0.0	0.0	0.0	0.3	0.2
40 or more times	0.0	0.0	0.0	0.0	0.8	0.5

**This was not asked in grades 6 and 8.*

Table 195: During your life, how many times have you Used heroin (also called smack, junk, or China White)?

	Grade 6		Grade 8		Grade 11	
	County	State	County	State	County	State
0 times	0.0	0.0	0.0	0.0	98.5	98.7
1 or 2 times	0.0	0.0	0.0	0.0	0.3	0.5
3 to 9 times	0.0	0.0	0.0	0.0	1.0	0.2
10 to 19 times	0.0	0.0	0.0	0.0	0.0	0.1
20 to 39 times	0.0	0.0	0.0	0.0	0.0	0.1
40 or more times	0.0	0.0	0.0	0.0	0.3	0.4

**This was not asked in grades 6 and 8.*

Table 196: During your life, how many times have you Used methamphetamines (also called speed, crystal, crank or ice)?

	Grade 6		Grade 8		Grade 11	
	County	State	County	State	County	State
0 times	0.0	0.0	0.0	0.0	98.7	98.1
1 or 2 times	0.0	0.0	0.0	0.0	0.3	0.8
3 to 9 times	0.0	0.0	0.0	0.0	0.3	0.3
10 to 19 times	0.0	0.0	0.0	0.0	0.0	0.2
20 to 39 times	0.0	0.0	0.0	0.0	0.3	0.2
40 or more times	0.0	0.0	0.0	0.0	0.5	0.5

**This was not asked in grades 6 and 8.*

Table 197: During your life, how many times have you used a needle to inject any illegal drug into your body?

	Grade 6		Grade 8		Grade 11	
	County	State	County	State	County	State
0 times	0.0	0.0	0.0	0.0	99.2	99.1
1 time	0.0	0.0	0.0	0.0	0.8	0.3
2 or more times	0.0	0.0	0.0	0.0	0.0	0.6

**This was not asked in grades 6 and 8.*

Table 198: Lifetime drug use (includes marijuana, inhalants, steroids, prescription drugs, cocaine, ecstasy, heroin, methamphetamines)

	Grade 6		Grade 8		Grade 11	
	County	State	County	State	County	State
No Use	0.0	0.0	0.0	0.0	50.6	55.7
Use	0.0	0.0	0.0	0.0	49.4	44.3

**This was not asked in grades 6 and 8.*

Table 199: Lifetime drug use other than marijuana (includes inhalants, steroids, prescription drugs, cocaine, ecstasy, heroin, methamphetamines)

	Grade 6		Grade 8		Grade 11	
	County	State	County	State	County	State
No Use	0.0	0.0	0.0	0.0	75.0	79.2
Use	0.0	0.0	0.0	0.0	25.0	20.8

**This was not asked in grades 6 and 8.*

A.4.6 Availability of Alcohol, Tobacco and Drugs

Table 200: If you wanted to get some, how easy would it be for you to get some beer, wine, or hard liquor (for example, vodka, whiskey, or gin)?

	Grade 6		Grade 8		Grade 11	
	County	State	County	State	County	State
Very hard	67.6	70.4	42.3	42.4	13.2	17.3
Somewhat hard	11.7	13.1	18.5	18.9	15.9	16.6
Sort of easy	12.8	9.5	23.0	21.4	29.6	32.8
Very easy	7.9	7.0	16.1	17.2	41.3	33.2

Table 201: If you wanted to get some, how easy would it be for you to get some cigarettes?

	Grade 6		Grade 8		Grade 11	
	County	State	County	State	County	State
Very hard	72.4	78.5	54.0	56.1	17.8	26.7
Somewhat hard	12.4	9.2	18.4	17.1	13.7	19.1
Sort of easy	7.5	6.1	12.5	13.4	22.8	22.6
Very easy	7.7	6.2	15.2	13.3	45.7	31.7

Table 202: If you wanted to get some, how easy would it be for you to get some marijuana?

	Grade 6		Grade 8		Grade 11	
	County	State	County	State	County	State
Very hard	80.9	84.5	56.8	55.7	17.3	21.1
Somewhat hard	8.3	6.5	12.3	12.4	9.1	11.0
Sort of easy	5.2	4.5	12.6	13.7	20.1	21.9
Very easy	5.5	4.6	18.2	18.3	53.6	46.0

Table 203: If you wanted to get some, how easy would it be for you to get some synthetic marijuana, example: K2, Spice, etc.?

	Grade 6		Grade 8		Grade 11	
	County	State	County	State	County	State
Very hard	83.7	90.1	71.9	71.2	36.4	41.2
Somewhat hard	8.3	5.2	13.4	13.3	29.3	24.6
Sort of easy	3.3	2.1	8.6	8.1	17.6	17.8
Very easy	4.7	2.5	6.1	7.4	16.8	16.4

Table 204: If you wanted to get some, how easy would it be for you to get a drug like cocaine, LSD, or amphetamines?

	Grade 6		Grade 8		Grade 11	
	County	State	County	State	County	State
Very hard	90.1	93.2	84.8	83.2	46.5	56.0
Somewhat hard	3.9	3.6	7.4	9.4	26.0	22.6
Sort of easy	3.9	1.5	4.3	3.7	17.0	11.7
Very easy	2.2	1.6	3.5	3.7	10.5	9.7

Table 205: If you wanted to get some, how easy would it be for you to get prescription drugs not prescribed to you?

	Grade 6		Grade 8		Grade 11	
	County	State	County	State	County	State
Very hard	75.4	78.9	56.5	55.7	28.9	38.7
Somewhat hard	11.0	8.8	15.5	15.9	18.8	21.9
Sort of easy	7.2	6.1	15.7	13.1	25.1	19.6
Very easy	6.4	6.2	12.3	15.3	27.2	19.8

Table 206: If you wanted to get some, how easy would it be for you to get some e-cigarettes, vape-pens, or e-hookahs?

	Grade 6		Grade 8		Grade 11	
	County	State	County	State	County	State
Very hard	0.0	0.0	0.0	0.0	20.0	26.6
Somewhat hard	0.0	0.0	0.0	0.0	12.4	12.2
Sort of easy	0.0	0.0	0.0	0.0	18.7	21.4
Very easy	0.0	0.0	0.0	0.0	48.9	39.8

**This was not asked in grades 6 and 8.*

A.4.7 Perceived Risk of Harm from Substance Use

Table 207: How much do you think people risk harming themselves (physically or in other ways) if they take one or two drinks of an alcoholic beverage (beer, wine, liquor) nearly every day?

	Grade 6		Grade 8		Grade 11	
	County	State	County	State	County	State
No risk	20.8	19.1	12.4	14.5	16.3	13.6
Slight risk	32.4	31.2	38.1	32.3	26.3	28.4
Moderate risk	27.4	27.5	34.7	31.7	34.1	33.0
Great risk	19.4	22.3	14.8	21.4	23.3	25.1

Table 208: How much do you think people risk harming themselves (physically or in other ways) when they have five or more drinks of an alcoholic beverage once or twice a week?

	Grade 6		Grade 8		Grade 11	
	County	State	County	State	County	State
No risk	16.3	15.0	7.7	10.0	7.1	8.5
Slight risk	23.9	20.7	19.7	19.7	17.9	16.4
Moderate risk	34.3	34.5	39.7	38.0	40.7	36.3
Great risk	25.6	29.8	32.8	32.2	34.3	38.8

Table 209: How much do you think people risk harming themselves (physically or in other ways) if they smoke one or more packs of cigarettes per day?

	Grade 6		Grade 8		Grade 11	
	County	State	County	State	County	State
No risk	14.7	13.6	6.0	9.9	8.4	9.4
Slight risk	9.1	8.0	8.4	9.9	8.4	9.2
Moderate risk	18.6	16.3	25.3	18.4	15.6	17.3
Great risk	57.6	62.1	60.3	61.8	67.5	64.0

Table 210: How much do you think people risk harming themselves (physically or in other ways) if they try marijuana once or twice?

	Grade 6		Grade 8		Grade 11	
	County	State	County	State	County	State
No risk	22.9	20.9	26.0	27.1	49.7	46.6
Slight risk	33.8	30.6	37.3	36.5	31.4	32.6
Moderate risk	23.2	25.5	23.6	20.5	8.2	12.0
Great risk	20.1	23.0	13.2	15.9	10.7	8.8

Table 211: How much do you think people risk harming themselves (physically or in other ways) if they smoke marijuana once or twice a week?

	Grade 6		Grade 8		Grade 11	
	County	State	County	State	County	State
No risk	20.4	17.3	14.2	18.5	34.5	30.4
Slight risk	18.7	16.5	25.3	22.5	26.4	30.8
Moderate risk	28.2	29.9	33.3	31.2	24.1	24.0
Great risk	32.7	36.3	27.2	27.7	15.0	14.7

Table 212: How much do you think people risk harming themselves (physically or in other ways) if they use prescription drugs not prescribed to them?

	Grade 6		Grade 8		Grade 11	
	County	State	County	State	County	State
No risk	14.5	12.5	4.3	7.7	5.3	7.2
Slight risk	6.7	6.9	7.2	8.4	8.4	9.2
Moderate risk	20.3	20.0	23.8	24.8	31.0	29.2
Great risk	58.5	60.7	64.7	59.1	55.2	54.4

Table 213: How do you feel about someone your age having one or two drinks of an alcoholic beverage nearly every day?

	Grade 6		Grade 8		Grade 11	
	County	State	County	State	County	State
Neither approve or disapprove	18.1	13.7	17.8	17.4	33.5	28.2
Somewhat disapprove	9.4	7.5	14.6	15.7	24.1	24.4
Strongly disapprove	61.4	70.3	62.0	58.7	36.8	40.6
Don't know or can't say	11.1	8.6	5.6	8.2	5.6	6.9

Table 214: How do you feel about someone your age smoking one or more packs of cigarettes a day?

	Grade 6		Grade 8		Grade 11	
	County	State	County	State	County	State
Neither approve or disapprove	15.9	11.8	8.8	11.5	17.1	16.7
Somewhat disapprove	3.4	3.1	6.9	6.6	15.3	11.9
Strongly disapprove	73.7	77.9	79.5	75.4	63.8	66.0
Don't know or can't say	7.0	7.3	4.8	6.5	3.8	5.4

Table 215: How do you feel about someone your age trying marijuana or hashish once or twice?

	Grade 6		Grade 8		Grade 11	
	County	State	County	State	County	State
Neither approve or disapprove	20.2	13.9	22.4	22.5	53.7	48.7
Somewhat disapprove	6.7	8.5	15.5	17.2	18.9	20.4
Strongly disapprove	63.8	69.8	56.3	52.4	21.5	23.7
Don't know or can't say	9.3	7.8	5.9	7.8	5.9	7.2

Table 216: How do you feel about someone your age using prescription drugs not prescribed to them?

	Grade 6		Grade 8		Grade 11	
	County	State	County	State	County	State
Neither approve or disapprove	15.8	12.1	8.5	11.9	19.4	18.6
Somewhat disapprove	4.0	5.8	8.5	9.2	18.3	17.0
Strongly disapprove	70.9	74.2	77.1	71.0	58.1	57.7
Don't know or can't say	9.3	7.9	5.9	7.9	4.1	6.7

Table 217: How do you feel about someone your age using synthetic marijuana, example: K2, Spice?

	Grade 6		Grade 8		Grade 11	
	County	State	County	State	County	State
Neither approve or disapprove	0.0	0.0	0.0	0.0	21.4	23.3
Somewhat disapprove	0.0	0.0	0.0	0.0	19.8	17.3
Strongly disapprove	0.0	0.0	0.0	0.0	51.8	49.9
Don't know or can't say	0.0	0.0	0.0	0.0	7.0	9.5

**This was not asked in grades 6 and 8.*

Table 218: How do you feel about someone your age smoke e-cigarettes, vape-pens, or e-hookahs?

	Grade 6		Grade 8		Grade 11	
	County	State	County	State	County	State
Neither approve or disapprove	0.0	0.0	0.0	0.0	45.8	38.9
Somewhat disapprove	0.0	0.0	0.0	0.0	18.2	23.9
Strongly disapprove	0.0	0.0	0.0	0.0	29.9	30.0
Don't know or can't say	0.0	0.0	0.0	0.0	6.1	7.2

**This was not asked in grades 6 and 8.*

A.4.8 Communication about Substance Use

Table 219: During the past 12 months, do you recall hearing, reading, or watching an advertisement about prevention of substance abuse?

	Grade 6		Grade 8		Grade 11	
	County	State	County	State	County	State
Yes	40.2	37.8	62.1	57.6	74.4	73.5
No	36.3	35.9	19.2	22.6	13.4	14.2
Don't know or can't say	23.5	26.4	18.7	19.8	12.2	12.3

Table 220: During the past 12 months, have you had a special class about drugs or alcohol in school?

	Grade 6		Grade 8		Grade 11	
	County	State	County	State	County	State
Yes	42.7	33.8	60.3	54.0	36.4	46.9
No	48.8	57.2	30.7	36.7	52.2	42.7
Don't know or can't say	8.6	9.0	9.0	9.3	11.5	10.4

Table 221: During the past 12 months, have you talked with at least one of your parents about the dangers of tobacco, alcohol, or drug use?

	Grade 6		Grade 8		Grade 11	
	County	State	County	State	County	State
Yes	59.3	61.6	72.2	67.1	69.1	68.4
No	31.5	29.8	21.2	24.3	26.1	23.9
Don't know or can't say	9.2	8.5	6.6	8.6	4.9	7.7

Table 222: Would you be more or less likely to want to work for an employer that tests its employees for drug or alcohol use on a random basis?

	Grade 6		Grade 8		Grade 11	
	County	State	County	State	County	State
More likely	0.0	0.0	0.0	0.0	27.8	29.9
Less likely	0.0	0.0	0.0	0.0	17.8	15.3
Would make no difference	0.0	0.0	0.0	0.0	49.7	46.6
Don't know or can't say	0.0	0.0	0.0	0.0	4.6	8.1

**This was not asked in grades 6 and 8.*

A.5 Parenting and Parental Attitudes

A.5.1 Family Management

Table 223: My parents ask if I've gotten my homework done.

	Grade 6		Grade 8		Grade 11	
	County	State	County	State	County	State
Very much true	69.1	74.7	67.0	60.9	38.5	45.6
Pretty much true	18.7	14.1	18.8	19.9	26.3	25.1
A little true	7.0	6.7	8.7	11.4	21.0	17.1
Not at all true	5.3	4.5	5.4	7.8	14.2	12.1

Table 224: My parents would catch me if I skipped school.

	Grade 6		Grade 8		Grade 11	
	County	State	County	State	County	State
Very much true	84.2	81.5	81.0	70.4	54.2	50.7
Pretty much true	8.3	9.1	9.6	14.4	18.1	21.3
A little true	3.3	3.9	5.8	8.2	15.0	16.5
Not at all true	4.2	5.5	3.6	7.0	12.7	11.5

Table 225: When I am not at home, one of my parents knows where I am and whom I am with.

	Grade 6		Grade 8		Grade 11	
	County	State	County	State	County	State
Very much true	76.7	76.8	74.8	68.3	57.0	53.4
Pretty much true	13.6	13.6	16.6	19.2	23.3	27.7
A little true	4.7	5.0	6.4	7.9	14.7	13.0
Not at all true	5.0	4.6	2.1	4.5	5.1	5.8

Table 226: My family has clear rules about alcohol and drug use.

	Grade 6		Grade 8		Grade 11	
	County	State	County	State	County	State
Very much true	82.3	83.6	80.6	74.3	62.5	60.1
Pretty much true	9.0	8.4	11.1	13.8	17.2	21.2
A little true	4.8	4.1	6.2	7.4	14.2	12.5
Not at all true	3.9	3.9	2.2	4.4	6.1	6.1

Table 227: How would most students in your school respond to this statement: "My family has clear rules about alcohol and drug use."

	Grade 6		Grade 8		Grade 11	
	County	State	County	State	County	State
Very much true	0.0	0.0	0.0	0.0	25.5	21.3
Pretty much true	0.0	0.0	0.0	0.0	34.4	37.4
A little true	0.0	0.0	0.0	0.0	31.1	32.8
Not at all true	0.0	0.0	0.0	0.0	8.9	8.5

**This was not asked in grades 6 and 8.*

A.5.2 Parental Attitudes towards Substance Use

Table 228: How wrong do you think your parents feel it would be for you to have one or two drinks of an alcoholic beverage nearly every day?

	Grade 6		Grade 8		Grade 11	
	County	State	County	State	County	State
Very wrong	91.1	91.6	89.2	86.9	76.6	77.6
Wrong	5.0	5.0	8.1	8.1	13.1	13.2
A little bit wrong	3.6	1.8	2.2	3.0	6.9	5.8
Not wrong at all	0.3	1.6	0.5	2.0	3.3	3.4

Table 229: How wrong do you think your parents feel it would be for you to smoke cigarettes?

	Grade 6		Grade 8		Grade 11	
	County	State	County	State	County	State
Very wrong	94.1	94.2	92.5	91.9	83.2	84.4
Wrong	3.1	3.6	4.3	5.4	9.8	10.2
A little bit wrong	1.7	0.8	2.7	1.3	4.7	2.8
Not wrong at all	1.1	1.4	0.5	1.4	2.3	2.6

Table 230: How wrong do you think your parents feel it would be for you to smoke marijuana?

	Grade 6		Grade 8		Grade 11	
	County	State	County	State	County	State
Very wrong	91.3	93.7	90.0	86.2	69.1	71.7
Wrong	5.9	3.6	5.4	7.3	14.3	12.9
A little bit wrong	1.7	1.0	3.5	3.9	9.4	8.9
Not wrong at all	1.1	1.7	1.1	2.7	7.3	6.6

Table 231: How wrong do you think your parents feel it would be for you to use prescription drugs not prescribed to you?

	Grade 6		Grade 8		Grade 11	
	County	State	County	State	County	State
Very wrong	93.8	94.4	95.4	92.3	87.1	86.5
Wrong	4.5	3.4	3.8	4.9	7.2	8.8
A little bit wrong	0.6	0.8	0.5	1.3	3.6	2.4
Not wrong at all	1.1	1.4	0.3	1.5	2.1	2.3

Table 232: How wrong do you think your parents feel it would be for you to use synthetic marijuana, example: K2, Spice?

	Grade 6		Grade 8		Grade 11	
	County	State	County	State	County	State
Very wrong	0.0	0.0	0.0	0.0	87.0	85.9
Wrong	0.0	0.0	0.0	0.0	8.0	9.2
A little bit wrong	0.0	0.0	0.0	0.0	2.6	2.4
Not wrong at all	0.0	0.0	0.0	0.0	2.3	2.5

**This was not asked in grades 6 and 8.*

Table 233: How wrong do you think your parents feel it would be for you to smoke e-cigarettes, vape-pens, or e-hookahs?

	Grade 6		Grade 8		Grade 11	
	County	State	County	State	County	State
Very wrong	0.0	0.0	0.0	0.0	74.5	75.5
Wrong	0.0	0.0	0.0	0.0	12.5	12.3
A little bit wrong	0.0	0.0	0.0	0.0	7.5	7.1
Not wrong at all	0.0	0.0	0.0	0.0	5.5	5.2

**This was not asked in grades 6 and 8.*

A.6 Influence of Friendships

A.6.1 Friends' Attitudes towards Substance Use

Table 234: How wrong do you think your friends feel it would be for you to have one or two drinks of an alcoholic beverage nearly every day?

	Grade 6		Grade 8		Grade 11	
	County	State	County	State	County	State
Very wrong	74.7	75.3	57.5	56.3	35.0	37.3
Wrong	15.0	16.9	22.6	24.5	25.7	27.4
A little bit wrong	6.7	4.7	15.3	12.7	19.5	20.8
Not wrong at all	3.6	3.0	4.6	6.5	19.8	14.6

Table 235: How wrong do you think your friends feel it would be for you to smoke tobacco?

	Grade 6		Grade 8		Grade 11	
	County	State	County	State	County	State
Very wrong	80.7	81.5	66.5	64.9	44.2	45.9
Wrong	14.3	13.1	20.9	22.5	22.9	27.3
A little bit wrong	2.8	2.9	9.4	8.0	14.8	15.1
Not wrong at all	2.2	2.4	3.2	4.7	18.2	11.8

Table 236: How wrong do you think your friends feel it would be for you to smoke marijuana?

	Grade 6		Grade 8		Grade 11	
	County	State	County	State	County	State
Very wrong	79.8	82.2	60.9	58.8	31.0	29.5
Wrong	11.5	10.9	16.6	16.7	17.4	17.7
A little bit wrong	3.7	3.4	9.9	12.3	17.4	20.2
Not wrong at all	5.1	3.5	12.6	12.1	34.1	32.6

Table 237: How wrong do you think your friends feel it would be for you to use prescription drugs not prescribed to you?

	Grade 6		Grade 8		Grade 11	
	County	State	County	State	County	State
Very wrong	84.0	82.8	75.5	71.4	54.3	53.1
Wrong	12.4	12.1	18.1	18.5	25.7	26.2
A little bit wrong	1.4	2.7	5.9	6.1	10.9	12.7
Not wrong at all	2.2	2.4	0.5	4.0	9.1	7.9

Table 238: How wrong do you think your friends feel it would be for you to use synthetic marijuana, example: K2, Spice?

	Grade 6		Grade 8		Grade 11	
	County	State	County	State	County	State
Very wrong	0.0	0.0	0.0	0.0	55.6	50.3
Wrong	0.0	0.0	0.0	0.0	21.0	25.1
A little bit wrong	0.0	0.0	0.0	0.0	12.2	13.7
Not wrong at all	0.0	0.0	0.0	0.0	11.2	10.9

**This was not asked in grades 6 and 8.*

Table 239: How wrong do you think your friends feel it would be for you to smoke e-cigarettes, vape-pens, or e-hookahs?

	Grade 6		Grade 8		Grade 11	
	County	State	County	State	County	State
Very wrong	0.0	0.0	0.0	0.0	34.9	34.2
Wrong	0.0	0.0	0.0	0.0	15.1	19.8
A little bit wrong	0.0	0.0	0.0	0.0	16.7	19.4
Not wrong at all	0.0	0.0	0.0	0.0	33.3	26.5

**This was not asked in grades 6 and 8.*

A.7 Height and Weight

A.7.1 Body Mass Index and Weight

Table 240: Body Mass Index Percentile Ranking

	Grade 6		Grade 8		Grade 11	
	County	State	County	State	County	State
Underweight	0.0	0.0	0.0	0.0	2.5	3.4
Healthy Weight	0.0	0.0	0.0	0.0	65.8	67.0
Overweight	0.0	0.0	0.0	0.0	15.1	15.2
Obese	0.0	0.0	0.0	0.0	16.5	14.4

**This was not asked in grades 6 and 8.*

Table 241: How do you describe your weight?

	Grade 6		Grade 8		Grade 11	
	County	State	County	State	County	State
Very underweight	0.0	0.0	0.0	0.0	1.0	2.0
Slightly underweight	0.0	0.0	0.0	0.0	11.1	11.5
About the right weight	0.0	0.0	0.0	0.0	50.0	53.4
Slightly overweight	0.0	0.0	0.0	0.0	31.4	27.2
Very overweight	0.0	0.0	0.0	0.0	6.5	5.9

**This was not asked in grades 6 and 8.*

Table 242: Which of the following are you trying to do about your weight?

	Grade 6		Grade 8		Grade 11	
	County	State	County	State	County	State
Lose weight	0.0	0.0	0.0	0.0	45.8	44.4
Gain weight	0.0	0.0	0.0	0.0	14.7	16.2
Stay the same weight	0.0	0.0	0.0	0.0	16.7	16.4
I am not trying to do anything about my weight	0.0	0.0	0.0	0.0	22.8	22.9

**This was not asked in grades 6 and 8.*

Table 243: During the past 30 days, did you Go without eating for 24 hours or more (also called fasting) to lose weight or to keep from gaining weight?

	Grade 6		Grade 8		Grade 11	
	County	State	County	State	County	State
Yes	0.0	0.0	0.0	0.0	15.1	11.9
No	0.0	0.0	0.0	0.0	84.9	88.1

**This was not asked in grades 6 and 8.*

Table 244: During the past 30 days, did you Take any diet pills, powders, or liquids without a doctor's advice to lose weight or to keep from gaining weight? (Do not include meal replacement products such as Slim Fast.)

	Grade 6		Grade 8		Grade 11	
	County	State	County	State	County	State
Yes	0.0	0.0	0.0	0.0	6.8	5.2
No	0.0	0.0	0.0	0.0	93.2	94.8

**This was not asked in grades 6 and 8.*

Table 245: During the past 30 days, did you Vomit or take laxatives to lose weight or to keep from gaining weight?

	Grade 6		Grade 8		Grade 11	
	County	State	County	State	County	State
Yes	0.0	0.0	0.0	0.0	5.8	4.6
No	0.0	0.0	0.0	0.0	94.2	95.4

**This was not asked in grades 6 and 8.*

B SWS QUESTIONNAIRES

Oregon Student Wellness Survey for Grade 6-8



1. **The survey is completely voluntary and anonymous. DO NOT put your name on the questionnaire.**
2. This is not a test, so there are no right or wrong answers. We would like you to work quickly so you can finish.
3. All of the questions should be answered by completely filling in one of the answer spaces. If you do not find an answer that fits exactly, use the one that comes closest. If any question does not apply to you, or you are not sure what it means, just leave it blank. You can skip any question that you do not wish to answer.

4. **Please mark only ONE oval unless the question specifically asks you to "Please mark all that apply."**
Completely fill in the oval using a #2 pencil.

1. How old are you?

- 10 years old
- 13 years old
- 11 years old
- 14 years old
- 12 years old
- 15 years old

2. How do you identify?

- Female
- Transgender
- Male
- Other

3. In what grade are you?

- 6th
- 9th
- 7th
- Ungraded or other grade
- 8th

4. What is your race? (Please mark all that apply.)

- American Indian or Alaska Native
- Asian
- Black or African American
- Native Hawaiian or Other Pacific Islander
- White
- Other

5. Are you Hispanic or Latino/Latina?

- Yes
- No

6. What is the language you use most often at home?

- English
- Russian
- Spanish
- Vietnamese
- A tribal language
- Another language

7. Are you enrolled in any of the following tribes?

- I am not enrolled in a tribe
- Burns Paiute Tribe
- Coquille Indian Tribe
- Cow Creek Band of Umpqua Tribe of Indians
- Confederated Tribes of Grand Ronde
- Klamath Tribes
- Confederated Tribes of the Umatilla Indian Reservation
- Confederated Tribes of the Coos, Lower Umpqua, and Siuslaw Indians
- Confederated Tribes of Siletz Indians
- Confederated Tribes of Warm Springs
- Other

8. Would you say that in general your emotional and mental health is...

- poor
- good
- excellent
- fair
- very good

9. Would you say that in general your physical health is...

- poor
- good
- excellent
- fair
- very good

10. Have you changed schools (including changing from elementary to middle and middle to high school) in the past year?

- Yes
- No

11. How many times have you changed homes since kindergarten?

- Never
- 5 or 6 times
- 1 or 2 times
- 7 or more times
- 3 or 4 times

12. Putting them all together, what were your grades like last year?

- Mostly A's
- Mostly C's
- Mostly B's
- Mostly D's
- Mostly F's

PLEASE DO NOT WRITE IN THIS AREA



13. During the LAST FOUR WEEKS how many whole days of school have you missed because you skipped or "cut"?

- None
- 1 day
- 2 days
- 3 days
- 4 to 5 days
- 6 to 10 days
- 11 days or more

14. How do you like school?

- I like school very much
- I like school
- I neither like nor dislike school
- I dislike school
- I dislike school very much

15. How important do you think the things you are learning in school are going to be for your later life?

- Very important
- Quite important
- Fairly important
- Slightly important
- Not at all important

	Almost always	Sometimes	Seldom	Never
16. How often do you feel that the schoolwork you are assigned is meaningful and important?	<input type="radio"/>	<input type="radio"/>	<input type="radio"/>	<input type="radio"/>
17. Thinking back over the past school year, how often did you try to do your best work in school?	<input type="radio"/>	<input type="radio"/>	<input type="radio"/>	<input type="radio"/>

How much do you agree with the following statements about school?

	Strongly disagree	Somewhat disagree	Somewhat agree	Strongly agree
18. I have lots of chances to be part of class discussions or activities.	<input type="radio"/>	<input type="radio"/>	<input type="radio"/>	<input type="radio"/>
19. There are lots of chances for students in my school to get involved in sports, clubs, and other school activities outside of class.	<input type="radio"/>	<input type="radio"/>	<input type="radio"/>	<input type="radio"/>
20. I respect most of my teachers.	<input type="radio"/>	<input type="radio"/>	<input type="radio"/>	<input type="radio"/>
21. My teachers notice when I am doing a good job and let me know about it.	<input type="radio"/>	<input type="radio"/>	<input type="radio"/>	<input type="radio"/>
22. I can talk to my teachers openly and freely about my concerns.	<input type="radio"/>	<input type="radio"/>	<input type="radio"/>	<input type="radio"/>
23. In my school, teachers treat students with respect.	<input type="radio"/>	<input type="radio"/>	<input type="radio"/>	<input type="radio"/>
24. Most students at my school help each other when they are hurt or upset.	<input type="radio"/>	<input type="radio"/>	<input type="radio"/>	<input type="radio"/>
25. In my school, students that work hard to get good grades are picked on by other students.	<input type="radio"/>	<input type="radio"/>	<input type="radio"/>	<input type="radio"/>

During the past 30 days, on how many days did you...

	0 days	1 day	2 or 3 days	4 or 5 days	6 or more days
26. not go to school because you felt you would be unsafe at school or on your way to or from school?	<input type="radio"/>	<input type="radio"/>	<input type="radio"/>	<input type="radio"/>	<input type="radio"/>
27. carry a gun as a weapon on school property?	<input type="radio"/>	<input type="radio"/>	<input type="radio"/>	<input type="radio"/>	<input type="radio"/>
28. carry a weapon (other than a gun) such as a knife or club on school property?	<input type="radio"/>	<input type="radio"/>	<input type="radio"/>	<input type="radio"/>	<input type="radio"/>

During the past 12 months, how many times...

	0 times	1 time	2 or 3 times	4 or 5 times	6 or 7 times	8 or 9 times	10 or 11 times	12 or more times
29. were you in a physical fight?	<input type="radio"/>	<input type="radio"/>	<input type="radio"/>	<input type="radio"/>	<input type="radio"/>	<input type="radio"/>	<input type="radio"/>	<input type="radio"/>
30. were you in a physical fight on school property?	<input type="radio"/>	<input type="radio"/>	<input type="radio"/>	<input type="radio"/>	<input type="radio"/>	<input type="radio"/>	<input type="radio"/>	<input type="radio"/>
31. did you bully someone (such as hitting, kicking, pushing, saying mean things, spreading rumors, or making sexual comments that bothered them)?	<input type="radio"/>	<input type="radio"/>	<input type="radio"/>	<input type="radio"/>	<input type="radio"/>	<input type="radio"/>	<input type="radio"/>	<input type="radio"/>
32. have you been suspended from school?	<input type="radio"/>	<input type="radio"/>	<input type="radio"/>	<input type="radio"/>	<input type="radio"/>	<input type="radio"/>	<input type="radio"/>	<input type="radio"/>
33. has someone threatened you with a weapon such as a gun, knife, or club on school property?	<input type="radio"/>	<input type="radio"/>	<input type="radio"/>	<input type="radio"/>	<input type="radio"/>	<input type="radio"/>	<input type="radio"/>	<input type="radio"/>

34. During the past 12 months, has anyone offered, sold, or given you an illegal drug on school property?

- Yes
- No

Harassment can include threatening, bullying, name-calling or obscenities, offensive notes or graffiti, unwanted touching, and being pushed around or hit.

In the last 30 days, how many times have you been harassed at school, on a school bus, or going to and from school...

	0 times	1 time	2 or 3 times	4 or 5 times	6 or more times
35. because of your race or ethnic origin.	<input type="radio"/>	<input type="radio"/>	<input type="radio"/>	<input type="radio"/>	<input type="radio"/>
36. because someone said you were gay, lesbian, bisexual, or transgender.	<input type="radio"/>	<input type="radio"/>	<input type="radio"/>	<input type="radio"/>	<input type="radio"/>
37. because of who your friends are.	<input type="radio"/>	<input type="radio"/>	<input type="radio"/>	<input type="radio"/>	<input type="radio"/>
38. because of how you look (weight, clothes, acne, or other physical characteristics).	<input type="radio"/>	<input type="radio"/>	<input type="radio"/>	<input type="radio"/>	<input type="radio"/>
39. because you received unwanted sexual comments or attention.	<input type="radio"/>	<input type="radio"/>	<input type="radio"/>	<input type="radio"/>	<input type="radio"/>
40. for other reasons.	<input type="radio"/>	<input type="radio"/>	<input type="radio"/>	<input type="radio"/>	<input type="radio"/>
41. through email, social media sites (Facebook, Twitter, YouTube, etc.), chat rooms, instant messaging, web sites, texting, or phone?	<input type="radio"/>	<input type="radio"/>	<input type="radio"/>	<input type="radio"/>	<input type="radio"/>

The next questions ask about drinking alcohol. This includes drinking beer, wine/wine coolers, flavored beverages such as Mike's Hard Lemonade and liquor "shots" such as rum, gin, vodka, or whiskey. For these questions, drinking alcohol does not include drinking a few sips of wine for religious purposes.

During the past 30 days, on how many days did you...

	All 30 days	20 to 29 days	10 to 19 days	6 to 9 days	3 to 5 days	1 or 2 days	0 days
60. have at least one drink of alcohol?	<input type="radio"/>	<input type="radio"/>	<input type="radio"/>	<input type="radio"/>	<input type="radio"/>	<input type="radio"/>	<input type="radio"/>
61. have 5 or more drinks of alcohol in a row, that is, within a couple of hours?	<input type="radio"/>	<input type="radio"/>	<input type="radio"/>	<input type="radio"/>	<input type="radio"/>	<input type="radio"/>	<input type="radio"/>
During the past 30 days, on how many days do you think <u>most students in your school</u>...							
62. had at least one drink of alcohol? (your best estimate)	<input type="radio"/>	<input type="radio"/>	<input type="radio"/>	<input type="radio"/>	<input type="radio"/>	<input type="radio"/>	<input type="radio"/>
63. had 5 or more drinks of alcohol in a row, that is, within a couple of hours? (your best estimate)	<input type="radio"/>	<input type="radio"/>	<input type="radio"/>	<input type="radio"/>	<input type="radio"/>	<input type="radio"/>	<input type="radio"/>

64. During the past 30 days, how many times did you ride in a vehicle driven by a parent or other adult who had been drinking alcohol?

	6 or more times	4 or 5 times	2 or 3 times	1 time	0 times
65. During the past 30 days, how many times did <u>most students in your school</u> ride in a vehicle driven by a parent or other adult who had been drinking alcohol?	<input type="radio"/>	<input type="radio"/>	<input type="radio"/>	<input type="radio"/>	<input type="radio"/>

During the past 30 days, on how many days did you...

	All 30 days	20 to 29 days	10 to 19 days	6 to 9 days	3 to 5 days	1 or 2 days	0 days
66. smoke cigarettes?	<input type="radio"/>	<input type="radio"/>	<input type="radio"/>	<input type="radio"/>	<input type="radio"/>	<input type="radio"/>	<input type="radio"/>
67. use other tobacco products such as snuff, dip or chewing tobacco (Redman, Copenhagen, Marlboro Snus etc)	<input type="radio"/>	<input type="radio"/>	<input type="radio"/>	<input type="radio"/>	<input type="radio"/>	<input type="radio"/>	<input type="radio"/>

68. During the past 30 days, how many times did you use marijuana?

- 0 times 10 to 19 times
 1 or 2 times 20 to 39 times
 3 to 9 times 40 or more times

If you wanted to get some, how easy would it be for you to...

	Very easy	Somewhat hard	Very hard
69. get some beer, wine, or hard liquor (for example, vodka, whiskey, or gin)?	<input type="radio"/>	<input type="radio"/>	<input type="radio"/>
70. get some cigarettes?	<input type="radio"/>	<input type="radio"/>	<input type="radio"/>
71. get some marijuana?	<input type="radio"/>	<input type="radio"/>	<input type="radio"/>
72. get some synthetic marijuana, example: K2, Spice etc.?	<input type="radio"/>	<input type="radio"/>	<input type="radio"/>
73. get a drug like cocaine, LSD, or amphetamines?	<input type="radio"/>	<input type="radio"/>	<input type="radio"/>
74. get prescription drugs not prescribed to you?	<input type="radio"/>	<input type="radio"/>	<input type="radio"/>

How old were you...

	8 Years old or younger	9 Years old	10 Years old	11 Years old	12 Years old	13 Years old	14 Years old	15 Years old
75. when you had more than a sip or two of beer, wine, or hard liquor (for example, vodka, whiskey, or gin) for the first time?	<input type="radio"/>	<input type="radio"/>	<input type="radio"/>	<input type="radio"/>	<input type="radio"/>	<input type="radio"/>	<input type="radio"/>	<input type="radio"/>
76. when you first began drinking alcoholic beverages regularly, that is at least once or twice a month?	<input type="radio"/>	<input type="radio"/>	<input type="radio"/>	<input type="radio"/>	<input type="radio"/>	<input type="radio"/>	<input type="radio"/>	<input type="radio"/>
77. when you smoked a whole cigarette for the first time?	<input type="radio"/>	<input type="radio"/>	<input type="radio"/>	<input type="radio"/>	<input type="radio"/>	<input type="radio"/>	<input type="radio"/>	<input type="radio"/>
78. the first time you used tobacco products other than cigarettes such as snuff, chewing tobacco, and smoking tobacco from a pipe?	<input type="radio"/>	<input type="radio"/>	<input type="radio"/>	<input type="radio"/>	<input type="radio"/>	<input type="radio"/>	<input type="radio"/>	<input type="radio"/>
79. when you tried marijuana for the first time?	<input type="radio"/>	<input type="radio"/>	<input type="radio"/>	<input type="radio"/>	<input type="radio"/>	<input type="radio"/>	<input type="radio"/>	<input type="radio"/>
80. when you tried synthetic marijuana (also called K2, Spice, etc.) for the first time?	<input type="radio"/>	<input type="radio"/>	<input type="radio"/>	<input type="radio"/>	<input type="radio"/>	<input type="radio"/>	<input type="radio"/>	<input type="radio"/>

How much do you think people risk harming themselves (physically or in other ways)...

	No risk	Slight risk	Moderate risk	Great risk
81. if they have one or two drinks of an alcoholic beverage (beer, wine, liquor) nearly every day?	<input type="radio"/>	<input type="radio"/>	<input type="radio"/>	<input type="radio"/>
82. when they have five or more drinks of an alcoholic beverage once or twice a week?	<input type="radio"/>	<input type="radio"/>	<input type="radio"/>	<input type="radio"/>
83. if they smoke one or more packs of cigarettes per day?	<input type="radio"/>	<input type="radio"/>	<input type="radio"/>	<input type="radio"/>
84. if they try marijuana once or twice?	<input type="radio"/>	<input type="radio"/>	<input type="radio"/>	<input type="radio"/>
85. if they smoke marijuana once or twice a week?	<input type="radio"/>	<input type="radio"/>	<input type="radio"/>	<input type="radio"/>
86. if they use prescription drugs that are not prescribed to them?	<input type="radio"/>	<input type="radio"/>	<input type="radio"/>	<input type="radio"/>

During the past 30 days, on how many days did you...

	0 days	1 or 2 days	3 to 5 days	6 to 9 days	10 to 19 days	20 to 29 days	All 30 days
87. sniff glue, breathe the contents of aerosol spray cans, or inhale any paints or sprays to get high?	<input type="radio"/>	<input type="radio"/>	<input type="radio"/>	<input type="radio"/>	<input type="radio"/>	<input type="radio"/>	<input type="radio"/>
88. use synthetic marijuana, example: K2, Spice etc?	<input type="radio"/>	<input type="radio"/>	<input type="radio"/>	<input type="radio"/>	<input type="radio"/>	<input type="radio"/>	<input type="radio"/>
89. use a prescription drug (such as OxyContin, Percocet, Vicodin, codeine, Adderall, Ritalin, or Xanax) without a doctor's orders?	<input type="radio"/>	<input type="radio"/>	<input type="radio"/>	<input type="radio"/>	<input type="radio"/>	<input type="radio"/>	<input type="radio"/>

90. Which of the following illicit drugs did you use during the past 30 days? Please mark all that apply.

- I did not use illicit drugs during the past 30 days
- Marijuana
- Any form of cocaine including powder, crack or freebase
- Ecstasy (also called MDMA)
- Heroin or other opiates or narcotics
- LSD or other hallucinogens or psychedelics
- Methamphetamines (also called speed, crystal, crank or ice)
- Steroid pills or shots without a doctor's prescription

During the past 12 months...

	Don't know/can't say	Yes	No
91. do you recall hearing, reading, or watching an advertisement about prevention of substance abuse?	<input type="checkbox"/>	<input type="checkbox"/>	<input type="checkbox"/>
92. have you had a special class about drugs or alcohol in school?	<input type="checkbox"/>	<input type="checkbox"/>	<input type="checkbox"/>
93. have you talked with at least one of your parents about the dangers of tobacco, alcohol, or drug use? By parents we mean your biological parents, adoptive parents, stepparents, or adult guardians, whether or not they live with you.	<input type="checkbox"/>	<input type="checkbox"/>	<input type="checkbox"/>

How do you feel about someone your age...

	Don't know/Can't say	Strongly Disapprove	Somewhat Disapprove	Neither Approve nor Disapprove	Strongly Approve
94. having one or two drinks of an alcoholic beverage nearly every day?	<input type="checkbox"/>	<input type="checkbox"/>	<input type="checkbox"/>	<input type="checkbox"/>	<input type="checkbox"/>
95. smoking one or more packs of cigarettes a day?	<input type="checkbox"/>	<input type="checkbox"/>	<input type="checkbox"/>	<input type="checkbox"/>	<input type="checkbox"/>
96. trying marijuana or hashish once or twice?	<input type="checkbox"/>	<input type="checkbox"/>	<input type="checkbox"/>	<input type="checkbox"/>	<input type="checkbox"/>
97. using prescription drugs not prescribed to them?	<input type="checkbox"/>	<input type="checkbox"/>	<input type="checkbox"/>	<input type="checkbox"/>	<input type="checkbox"/>

How wrong do your friends feel it would be for you to...

	Very wrong	Wrong	A little bit wrong	Not wrong at all
98. have one or two drinks of an alcoholic beverage nearly every day?	<input type="checkbox"/>	<input type="checkbox"/>	<input type="checkbox"/>	<input type="checkbox"/>
99. smoke tobacco?	<input type="checkbox"/>	<input type="checkbox"/>	<input type="checkbox"/>	<input type="checkbox"/>
100. use marijuana?	<input type="checkbox"/>	<input type="checkbox"/>	<input type="checkbox"/>	<input type="checkbox"/>
101. use prescription drugs not prescribed to you?	<input type="checkbox"/>	<input type="checkbox"/>	<input type="checkbox"/>	<input type="checkbox"/>

How wrong do you think your parents feel it would be for you to...

	Very wrong	Wrong	A little bit wrong	Not wrong at all
102. have one or two drinks of an alcoholic beverage nearly everyday?	<input type="checkbox"/>	<input type="checkbox"/>	<input type="checkbox"/>	<input type="checkbox"/>
103. smoke cigarettes?	<input type="checkbox"/>	<input type="checkbox"/>	<input type="checkbox"/>	<input type="checkbox"/>
104. smoke marijuana?	<input type="checkbox"/>	<input type="checkbox"/>	<input type="checkbox"/>	<input type="checkbox"/>
105. use prescription drugs not prescribed to you?	<input type="checkbox"/>	<input type="checkbox"/>	<input type="checkbox"/>	<input type="checkbox"/>

How true are the following statements?

	Very much true	Pretty much true	A little true	Not at all true
106. I can do most things if I try.	<input type="checkbox"/>	<input type="checkbox"/>	<input type="checkbox"/>	<input type="checkbox"/>
107. I can work out my problems.	<input type="checkbox"/>	<input type="checkbox"/>	<input type="checkbox"/>	<input type="checkbox"/>
108. I volunteer to help others in my community.	<input type="checkbox"/>	<input type="checkbox"/>	<input type="checkbox"/>	<input type="checkbox"/>
109. There is at least one teacher or other adult in my school that really cares about me.	<input type="checkbox"/>	<input type="checkbox"/>	<input type="checkbox"/>	<input type="checkbox"/>
110. My parents ask if I've gotten my homework done.	<input type="checkbox"/>	<input type="checkbox"/>	<input type="checkbox"/>	<input type="checkbox"/>
111. My parents would catch me if I skipped school.	<input type="checkbox"/>	<input type="checkbox"/>	<input type="checkbox"/>	<input type="checkbox"/>
112. When I am not at home, one of my parents knows where I am and whom I am with.	<input type="checkbox"/>	<input type="checkbox"/>	<input type="checkbox"/>	<input type="checkbox"/>
113. My family has clear rules about alcohol and drug use.	<input type="checkbox"/>	<input type="checkbox"/>	<input type="checkbox"/>	<input type="checkbox"/>

The next questions ask about certain experiences you may have or had in your life, which might have made you feel uncomfortable or sad in your surroundings.

	Yes	No
114. Were your parents ever separated or divorced after you were born?	<input type="checkbox"/>	<input type="checkbox"/>
115. Have you ever lived with a household member who is/was depressed or mentally ill?	<input type="checkbox"/>	<input type="checkbox"/>
Have you ever lived with someone who: 116. is/was a problem drinker or alcoholic? 117. uses/used street drugs?	<input type="checkbox"/>	<input type="checkbox"/>
Have you ever felt that: 118. you did not have enough to eat? 119. you had to wear dirty clothes? 120. you had no one to protect you?	<input type="checkbox"/>	<input type="checkbox"/>

PLEASE DO NOT WRITE IN THIS AREA

<input type="checkbox"/>	<input type="checkbox"/>	<input type="checkbox"/>	<input type="checkbox"/>	<input type="checkbox"/>	<input type="checkbox"/>	<input type="checkbox"/>	<input type="checkbox"/>	<input type="checkbox"/>	<input type="checkbox"/>	<input type="checkbox"/>	<input type="checkbox"/>	<input type="checkbox"/>	<input type="checkbox"/>	<input type="checkbox"/>	<input type="checkbox"/>	<input type="checkbox"/>	<input type="checkbox"/>	<input type="checkbox"/>	<input type="checkbox"/>	<input type="checkbox"/>
--------------------------	--------------------------	--------------------------	--------------------------	--------------------------	--------------------------	--------------------------	--------------------------	--------------------------	--------------------------	--------------------------	--------------------------	--------------------------	--------------------------	--------------------------	--------------------------	--------------------------	--------------------------	--------------------------	--------------------------	--------------------------

Oregon Student Wellness Survey for Grade 11



- The survey is completely voluntary and anonymous. DO NOT put your name on the questionnaire.
- This is not a test, so there are no right or wrong answers. We would like you to work quickly so you can finish.
- All of the questions should be answered by completely filling in one of the answer spaces. If you do not find an answer that fits exactly, use the one that comes closest. If any question does not apply to you, or you are not sure what it means, just leave it blank. You can skip any question that you do not wish to answer.

4. Please mark only ONE oval unless the question specifically asks you to "Please mark all that apply." Completely fill in the oval using a #2 pencil.

- How old are you?
 - 14 years old
 - 17 years old
 - 15 years old
 - 18 years old
 - 16 years old
 - 19 years old or older
- How do you identify?
 - Female
 - Male
 - Transgender
 - Other
- Which of the following best describes you?
 - Heterosexual (straight)
 - Queer
 - Gay or lesbian
 - Other
 - Bisexual
 - Not sure
- In what grade are you?
 - 9th
 - 10th
 - 11th
 - 12th
 - Ungraded or other grade
- What is your race? (Please mark all that apply.)
 - American Indian or Alaska Native
 - Asian
 - Black or African American
 - Native Hawaiian or Other Pacific Islander
 - White
 - Other
- Are you Hispanic or Latino/Latina?
 - Yes
 - No
- What is the language you use most often at home?
 - English
 - Russian
 - Spanish
 - Vietnamese
 - A tribal language
 - Another language
- Are you enrolled in any of the following tribes?
 - I am not enrolled in a tribe
 - Burns Paiute Tribe
 - Coquille Indian Tribe
 - Cow Creek Band of Umpqua Tribe of Indians
 - Confederated Tribes of Grand Ronde
 - Klamath Tribes
 - Confederated Tribes of the Umatilla Indian Reservation
 - Confederated Tribes of the Coos, Lower Umpqua, and Siuslaw Indians
 - Confederated Tribes of Siletz Indians
 - Confederated Tribes of Warm Springs
 - Other
- Would you say that in general your emotional and mental health is...
 - poor
 - fair
 - good
 - very good
 - excellent
- Would you say that in general your physical health is...
 - poor
 - fair
 - good
 - very good
 - excellent
- Have you changed schools (including changing from elementary to middle and middle to high school) in the past year?
 - Yes
 - No
- How many times have you changed homes since kindergarten?
 - Never
 - 1 or 2 times
 - 3 or 4 times
 - 5 or 6 times
 - 7 or more times
- Putting them all together, what were your grades like last year?
 - Mostly A's
 - Mostly B's
 - Mostly C's
 - Mostly D's
 - Mostly F's

PLEASE DO NOT WRITE IN THIS AREA



15381

14. During the LAST FOUR WEEKS how many whole days of school have you missed because you skipped or "cut"?

- None
- 1 day
- 2 days
- 3 days
- 4 to 5 days
- 6 to 10 days
- 11 days or more

15. How do you like school?

- I like school very much
- I like school
- I neither like nor dislike school
- I dislike school
- I dislike school very much

16. How important do you think the things you are learning in school are going to be for your later life?

- Very important
- Quite important
- Fairly important
- Slightly important
- Not at all important

	Almost always	Sometimes	Seldom	Never
17. How often do you feel that the schoolwork you are assigned is meaningful and important?	<input type="radio"/>	<input type="radio"/>	<input type="radio"/>	<input type="radio"/>
18. Thinking back over the past school year, how often did you try to do your best work in school?	<input type="radio"/>	<input type="radio"/>	<input type="radio"/>	<input type="radio"/>

How much do you agree with the following statements about school?

	Strongly disagree	Somewhat disagree	Somewhat agree	Strongly agree
19. I have lots of chances to be part of class discussions or activities.	<input type="radio"/>	<input type="radio"/>	<input type="radio"/>	<input type="radio"/>
20. There are lots of chances for students in my school to get involved in sports, clubs, and other school activities outside of class.	<input type="radio"/>	<input type="radio"/>	<input type="radio"/>	<input type="radio"/>
21. I respect most of my teachers.	<input type="radio"/>	<input type="radio"/>	<input type="radio"/>	<input type="radio"/>
22. My teachers notice when I am doing a good job and let me know about it.	<input type="radio"/>	<input type="radio"/>	<input type="radio"/>	<input type="radio"/>
23. I can talk to my teachers openly and freely about my concerns.	<input type="radio"/>	<input type="radio"/>	<input type="radio"/>	<input type="radio"/>
24. In my school, teachers treat students with respect.	<input type="radio"/>	<input type="radio"/>	<input type="radio"/>	<input type="radio"/>
25. Most students at my school help each other when they are hurt or upset.	<input type="radio"/>	<input type="radio"/>	<input type="radio"/>	<input type="radio"/>
26. In my school, students that work hard to get good grades are picked on by other students.	<input type="radio"/>	<input type="radio"/>	<input type="radio"/>	<input type="radio"/>

During the past 30 days, on how many days did you...

	0 days	1 day	2 or 3 days	4 or 5 days	6 or more days
27. not go to school because you felt you would be unsafe at school or on your way to or from school?	<input type="radio"/>	<input type="radio"/>	<input type="radio"/>	<input type="radio"/>	<input type="radio"/>
28. carry a gun as a weapon on school property?	<input type="radio"/>	<input type="radio"/>	<input type="radio"/>	<input type="radio"/>	<input type="radio"/>
29. carry a weapon (other than a gun) such as a knife or club on school property?	<input type="radio"/>	<input type="radio"/>	<input type="radio"/>	<input type="radio"/>	<input type="radio"/>

During the past 12 months, how many times...

	0 times	1 time	2 or 3 times	4 or 5 times	6 or 7 times	8 or 9 times	10 or 11 times	12 or more times
30. were you in a physical fight?	<input type="radio"/>	<input type="radio"/>	<input type="radio"/>	<input type="radio"/>	<input type="radio"/>	<input type="radio"/>	<input type="radio"/>	<input type="radio"/>
31. were you in a physical fight on school property?	<input type="radio"/>	<input type="radio"/>	<input type="radio"/>	<input type="radio"/>	<input type="radio"/>	<input type="radio"/>	<input type="radio"/>	<input type="radio"/>
32. did you bully someone (such as hitting, kicking, pushing, saying mean things, spreading rumors, or making sexual comments that bothered them)?	<input type="radio"/>	<input type="radio"/>	<input type="radio"/>	<input type="radio"/>	<input type="radio"/>	<input type="radio"/>	<input type="radio"/>	<input type="radio"/>
33. have you been suspended from school?	<input type="radio"/>	<input type="radio"/>	<input type="radio"/>	<input type="radio"/>	<input type="radio"/>	<input type="radio"/>	<input type="radio"/>	<input type="radio"/>
34. has someone threatened you with a weapon such as a gun, knife, or club on school property?	<input type="radio"/>	<input type="radio"/>	<input type="radio"/>	<input type="radio"/>	<input type="radio"/>	<input type="radio"/>	<input type="radio"/>	<input type="radio"/>
35. have you been drunk or high at school?	<input type="radio"/>	<input type="radio"/>	<input type="radio"/>	<input type="radio"/>	<input type="radio"/>	<input type="radio"/>	<input type="radio"/>	<input type="radio"/>

36. During the past 12 months, has anyone offered, sold, or given you an illegal drug on school property?

- Yes
- No

Harassment can include threatening, bullying, name-calling or obscenities, offensive notes or graffiti, unwanted touching, and being pushed around or hit.

In the last 30 days, how many times have you been harassed at school, on a school bus, or going to and from school...

	0 times	1 time	2 or 3 times	4 or 5 times	6 or more times
37. because of your race or ethnic origin.	<input type="radio"/>	<input type="radio"/>	<input type="radio"/>	<input type="radio"/>	<input type="radio"/>
38. because someone said you were gay, lesbian, bisexual, or transgender.	<input type="radio"/>	<input type="radio"/>	<input type="radio"/>	<input type="radio"/>	<input type="radio"/>
39. because of who your friends are.	<input type="radio"/>	<input type="radio"/>	<input type="radio"/>	<input type="radio"/>	<input type="radio"/>
40. because of how you look (weight, clothes, acne, or other physical characteristics).	<input type="radio"/>	<input type="radio"/>	<input type="radio"/>	<input type="radio"/>	<input type="radio"/>
41. because you received unwanted sexual comments or attention.	<input type="radio"/>	<input type="radio"/>	<input type="radio"/>	<input type="radio"/>	<input type="radio"/>
42. for other reasons.	<input type="radio"/>	<input type="radio"/>	<input type="radio"/>	<input type="radio"/>	<input type="radio"/>
43. through email, social media sites (Facebook, Twitter, YouTube, etc.), chat rooms, instant messaging, web sites, texting, or phone?	<input type="radio"/>	<input type="radio"/>	<input type="radio"/>	<input type="radio"/>	<input type="radio"/>

How often have you...

	Never	Once or twice per year	Once or twice per month	Once or twice per week	Every day
44. seen another student bully others by hitting, kicking, punching, or otherwise hurting them in school or on the school bus?	<input type="radio"/>	<input type="radio"/>	<input type="radio"/>	<input type="radio"/>	<input type="radio"/>
45. heard another student bully others by saying mean things, teasing, or calling other students names in your school or on the school bus?	<input type="radio"/>	<input type="radio"/>	<input type="radio"/>	<input type="radio"/>	<input type="radio"/>
46. heard another student spread mean rumors or leave other students out of activities to be mean in your school or on the school bus?	<input type="radio"/>	<input type="radio"/>	<input type="radio"/>	<input type="radio"/>	<input type="radio"/>

47. **On an average school night, how many hours of sleep do you get?**

- 4 or less
 5 hours
 6 hours
 7 hours
 8 hours
 9 hours
 10 or more hours

During the past 30 days, how much of the time have you...

	None of the time	A little of the time	Some of the time	A good bit of the time	Most of the time	All of the time
48. been a happy person?	<input type="radio"/>	<input type="radio"/>	<input type="radio"/>	<input type="radio"/>	<input type="radio"/>	<input type="radio"/>
49. been a very nervous person?	<input type="radio"/>	<input type="radio"/>	<input type="radio"/>	<input type="radio"/>	<input type="radio"/>	<input type="radio"/>
50. felt calm and peaceful?	<input type="radio"/>	<input type="radio"/>	<input type="radio"/>	<input type="radio"/>	<input type="radio"/>	<input type="radio"/>
51. felt downhearted and blue?	<input type="radio"/>	<input type="radio"/>	<input type="radio"/>	<input type="radio"/>	<input type="radio"/>	<input type="radio"/>
52. felt so down in the dumps that nothing could cheer you up?	<input type="radio"/>	<input type="radio"/>	<input type="radio"/>	<input type="radio"/>	<input type="radio"/>	<input type="radio"/>

53. **During the past 12 months, did you ever feel so sad or hopeless almost every day for two weeks or more in a row that you stopped doing some usual activities?**

- Yes
 No

54. **During the past 12 months, did you ever seriously consider attempting suicide?**

- Yes
 No

55. **During the past 12 months, how many times did you actually attempt suicide?**

- 0 times
 1 time
 2 or 3 times
 4 or 5 times
 6 or more times

Gambling involves betting anything of value (money, a watch, soda, etc.) on a game or event with an uncertain outcome.

56. **Please mark ALL the different types of betting that you have done, if any, during the last 30 days:**

- I did not gamble during the last 30 days
 Playing lottery tickets/Powerball/Megabucks
 Playing dice or coin flips
 Playing cards (poker, etc.)
 Betting on a sports team
 Betting on games of personal skill (bowling, video games, dares, etc.)
 Gambling on the Internet for free or with money
 Playing Bingo for money
 Other

57. **During the last 12 months, have you ever felt bad about the amount you bet, or about what happens when you bet money?**

- Yes
 No
 I don't bet for money

58. **During the last 12 months, have you ever felt that you would like to stop betting money but didn't think you could?**

- Yes
 No
 I don't bet for money

	Yes	No
59. Have you ever lied to anyone about betting/gambling?	<input type="radio"/>	<input type="radio"/>
60. Have you ever bet/gambled more than you wanted to?	<input type="radio"/>	<input type="radio"/>
61. Have your parents ever talked to you about the risks of betting/gambling?	<input type="radio"/>	<input type="radio"/>
62. Have your teachers ever talked to you about the risks of betting/gambling?	<input type="radio"/>	<input type="radio"/>

PLEASE DO NOT WRITE IN THIS AREA



The next questions ask about drinking alcohol. This includes drinking beer, wine/wine coolers, flavored beverages such as Mike's Hard Lemonade and liquor "shots" such as rum, gin, vodka, or whiskey. For these questions, drinking alcohol does not include drinking a few sips of wine for religious purposes.

63. During your life, on how many days have you had at least one drink of alcohol?

- 0 days
- 1 or 2 days
- 3 to 9 days
- 10 to 19 days
- 20 to 39 days
- 40 to 99 days
- 100 or more days

	All 30 days								
	20 to 29 days								
	6 to 5 days								
	3 to 5 days								
	1 or 2 days								
	0 days								

During the past 30 days, on how many days did you...

64. have at least one drink of alcohol?
 65. have 5 or more drinks of alcohol in a row, that is, within a couple of hours?

During the past 30 days, on how many days do you think most students in your school...

66. had at least one drink of alcohol? (your best estimate)
 67. had 5 or more drinks of alcohol in a row, that is, within a couple of hours? (your best estimate)

68. Think of your four best friends (the friends you feel closest to). In the past 12 months, how many of your best friends have tried beer, wine, or hard liquor (for example, vodka, whiskey or gin)?

- None of my friends
- 1 of my friends
- 2 of my friends
- 3 of my friends
- 4 of my friends

69. During the past 30 days, what type of alcohol did you usually drink? Select only one response.

- I did not drink alcohol during the past 30 days
- I do not have a usual type
- Beer
- Flavored beverages (such as Smirnoff, Bacardi Silver, Hard Lemonade, Jooose and Sparks)
- Wine coolers (such as Bartles & Jaymes or Seagrams)
- Wine
- Liquor (such as vodka, rum, scotch, bourbon or whiskey)
- Some other type

70. During the past 30 days, from which of the following sources did you get the alcohol you drank? Please mark all that apply.

- I did not drink alcohol during the past 30 days
- At a party
- Friends under 21
- Friends 21 or older
- A brother or sister
- A parent
- A store or gas station
- Liquor store
- Bar, night club, or restaurant
- Took it from home without permission
- By asking a stranger to buy it for me
- I got it some other way

71. In the last 12 months, which of the following have you experienced? Please mark all that apply.

- I did not drink alcohol in the last 12 months
- Missed school or class because of drinking alcohol
- Gotten sick to my stomach because of drinking alcohol
- Not been able to remember what happened while I was drinking alcohol
- Later regretted something I did while drinking alcohol
- Worried that I drank alcohol too much or too often

During the past 30 days, how many times did you...

72. ride in a vehicle driven by a parent or other adult who had been drinking alcohol?
 73. ride in a vehicle driven by a teenager who had been drinking alcohol?
 74. drive a car or other vehicle when you had been drinking alcohol?

	6 or more times						
	4 or 5 times						
	2 or 3 times						
	1 time						
	0 times						

During the past 30 days, how many times did most students in your school...

75. ride in a vehicle driven by a parent or other adult who had been drinking alcohol?
 76. ride in a vehicle driven by a teenager who had been drinking alcohol?
 77. drive a car or other vehicle when they had been drinking alcohol?

	1 or 2 days	3 to 5 days	6 to 9 days	10 to 19 days	All 30 days
78. smoke cigarettes?	<input type="radio"/>	<input type="radio"/>	<input type="radio"/>	<input type="radio"/>	<input type="radio"/>
79. use other tobacco products such as snuf, dip or chewing tobacco (Redman, Copenhagen, Marlboro Snus etc)	<input type="radio"/>	<input type="radio"/>	<input type="radio"/>	<input type="radio"/>	<input type="radio"/>
80. smoke tobacco in a "Hookah," also known as a water pipe?	<input type="radio"/>	<input type="radio"/>	<input type="radio"/>	<input type="radio"/>	<input type="radio"/>
81. smoke e-cigarettes, vape-pens, or e-hookahs	<input type="radio"/>	<input type="radio"/>	<input type="radio"/>	<input type="radio"/>	<input type="radio"/>

How old were you...	8 Years old or younger	9 Years old	10 Years old	11 Years old	12 Years old	13 Years old	14 Years old	15 Years old	16 Years old	17 Years old or older
92. when you had more than a sip or two of beer, wine, or hard liquor (for example, vodka, whiskey, or gin) for the first time?	<input type="radio"/>	<input type="radio"/>	<input type="radio"/>	<input type="radio"/>	<input type="radio"/>	<input type="radio"/>	<input type="radio"/>	<input type="radio"/>	<input type="radio"/>	<input type="radio"/>
93. when you first began drinking alcoholic beverages regularly, that is at least once or twice a month?	<input type="radio"/>	<input type="radio"/>	<input type="radio"/>	<input type="radio"/>	<input type="radio"/>	<input type="radio"/>	<input type="radio"/>	<input type="radio"/>	<input type="radio"/>	<input type="radio"/>
94. when you smoked a whole cigarette for the first time?	<input type="radio"/>	<input type="radio"/>	<input type="radio"/>	<input type="radio"/>	<input type="radio"/>	<input type="radio"/>	<input type="radio"/>	<input type="radio"/>	<input type="radio"/>	<input type="radio"/>
95. the first time you used tobacco products other than cigarettes such as snuff, chewing tobacco, and smoking tobacco from a pipe?	<input type="radio"/>	<input type="radio"/>	<input type="radio"/>	<input type="radio"/>	<input type="radio"/>	<input type="radio"/>	<input type="radio"/>	<input type="radio"/>	<input type="radio"/>	<input type="radio"/>
96. when you tried marijuana for the first time?	<input type="radio"/>	<input type="radio"/>	<input type="radio"/>	<input type="radio"/>	<input type="radio"/>	<input type="radio"/>	<input type="radio"/>	<input type="radio"/>	<input type="radio"/>	<input type="radio"/>
97. when you tried synthetic marijuana (also called K2, Spice, etc.) for the first time?	<input type="radio"/>	<input type="radio"/>	<input type="radio"/>	<input type="radio"/>	<input type="radio"/>	<input type="radio"/>	<input type="radio"/>	<input type="radio"/>	<input type="radio"/>	<input type="radio"/>
98. when you first tried e-cigarettes, vape-pens, or e-hookahs?	<input type="radio"/>	<input type="radio"/>	<input type="radio"/>	<input type="radio"/>	<input type="radio"/>	<input type="radio"/>	<input type="radio"/>	<input type="radio"/>	<input type="radio"/>	<input type="radio"/>

82. During the past 30 days, from which of the following sources did you get tobacco (cigarettes, chew, cigars)? Please mark all that apply.

- I did not get tobacco during the past 30 days
- A store or gas station
- Friends 18 or older
- Friends under 18
- Took from home without permission
- A family member
- The Internet
- Some other source

83. During the past 30 days, how many times did you use marijuana?

- 0 times
- 1 or 2 times
- 3 to 9 times
- 10 to 19 times
- 20 to 39 times
- 40 or more times

84. During the past 30 days, from which of the following sources did you get marijuana? Please mark all that apply.

- I did not use marijuana during the past 30 days
- A public event such as a concert or sporting event
- A party
- Friends 18 or older
- Friends under 18
- A family member
- A medical marijuana cardholder or grower
- I gave someone money to buy it for me
- I grew it
- I got it some other way

If you wanted to get some, how easy would it be for you to...

	Very hard	Somewhat hard	Sort of easy	Very easy
85. get some beer, wine, or hard liquor (for example, vodka, whiskey, or gin)?	<input type="radio"/>	<input type="radio"/>	<input type="radio"/>	<input type="radio"/>
86. get some cigarettes?	<input type="radio"/>	<input type="radio"/>	<input type="radio"/>	<input type="radio"/>
87. get some marijuana?	<input type="radio"/>	<input type="radio"/>	<input type="radio"/>	<input type="radio"/>
88. get some synthetic marijuana, example: K2, Spice etc.?	<input type="radio"/>	<input type="radio"/>	<input type="radio"/>	<input type="radio"/>
89. get a drug like cocaine, LSD, or amphetamines?	<input type="radio"/>	<input type="radio"/>	<input type="radio"/>	<input type="radio"/>
90. get prescription drugs not prescribed to you?	<input type="radio"/>	<input type="radio"/>	<input type="radio"/>	<input type="radio"/>
91. get some e-cigarettes, vape-pens, or e-hookahs?	<input type="radio"/>	<input type="radio"/>	<input type="radio"/>	<input type="radio"/>

	No risk	Slight risk	Moderate risk	Great risk
99. if they have one or two drinks of an alcoholic beverage (beer, wine, liquor) nearly every day?	<input type="radio"/>	<input type="radio"/>	<input type="radio"/>	<input type="radio"/>
100. when they have five or more drinks of an alcoholic beverage once or twice a week?	<input type="radio"/>	<input type="radio"/>	<input type="radio"/>	<input type="radio"/>
101. if they smoke one or more packs of cigarettes per day?	<input type="radio"/>	<input type="radio"/>	<input type="radio"/>	<input type="radio"/>
102. if they try marijuana once or twice?	<input type="radio"/>	<input type="radio"/>	<input type="radio"/>	<input type="radio"/>
103. if they smoke marijuana once or twice a week?	<input type="radio"/>	<input type="radio"/>	<input type="radio"/>	<input type="radio"/>
104. if they use prescription drugs that are not prescribed to them?	<input type="radio"/>	<input type="radio"/>	<input type="radio"/>	<input type="radio"/>
105. If they smoke e-cigarettes, vape-pens, or e-hookahs?	<input type="radio"/>	<input type="radio"/>	<input type="radio"/>	<input type="radio"/>

How much do you think people risk harming themselves (physically or in other ways)...

PLEASE DO NOT WRITE IN THIS AREA

During your life, how many times have you...	40 or more times	30 to 39 times	20 to 29 times	10 to 19 times	3 to 9 times	1 or 2 times	0 times
	106. used marijuana?	<input type="checkbox"/>	<input type="checkbox"/>	<input type="checkbox"/>	<input type="checkbox"/>	<input type="checkbox"/>	<input type="checkbox"/>
	107. sniffed glue, breathed the contents of aerosol spray cans, or inhaled any paints or sprays to get high?	<input type="checkbox"/>	<input type="checkbox"/>	<input type="checkbox"/>	<input type="checkbox"/>	<input type="checkbox"/>	<input type="checkbox"/>
	108. taken steroid pills or shots without a doctor's prescription?	<input type="checkbox"/>	<input type="checkbox"/>	<input type="checkbox"/>	<input type="checkbox"/>	<input type="checkbox"/>	<input type="checkbox"/>
	109. taken a prescription drug not prescribed to you?	<input type="checkbox"/>	<input type="checkbox"/>	<input type="checkbox"/>	<input type="checkbox"/>	<input type="checkbox"/>	<input type="checkbox"/>
110. used any form of cocaine, including powder, crack, or freebase?	<input type="checkbox"/>	<input type="checkbox"/>	<input type="checkbox"/>	<input type="checkbox"/>	<input type="checkbox"/>	<input type="checkbox"/>	
111. used ecstasy (also called MDMA)?	<input type="checkbox"/>	<input type="checkbox"/>	<input type="checkbox"/>	<input type="checkbox"/>	<input type="checkbox"/>	<input type="checkbox"/>	
112. used heroin (also called smack, junk, or China White)?	<input type="checkbox"/>	<input type="checkbox"/>	<input type="checkbox"/>	<input type="checkbox"/>	<input type="checkbox"/>	<input type="checkbox"/>	
113. used methamphetamines (also called speed, crystal, crank or ice)?	<input type="checkbox"/>	<input type="checkbox"/>	<input type="checkbox"/>	<input type="checkbox"/>	<input type="checkbox"/>	<input type="checkbox"/>	

114. During your life, how many times have you used a needle to inject any illegal drug into your body?

- 0 times
- 1 time
- 2 or more times

During the past 30 days, on how many days did you...	All 30 days	20 to 29 days	10 to 19 days	6 to 9 days	3 to 5 days	1 or 2 days	0 days
	115. sniff glue, breathe the contents of aerosol spray cans, or inhale any paints or sprays to get high?	<input type="checkbox"/>	<input type="checkbox"/>	<input type="checkbox"/>	<input type="checkbox"/>	<input type="checkbox"/>	<input type="checkbox"/>
	116. use synthetic marijuana, example: K2, Spice etc?	<input type="checkbox"/>	<input type="checkbox"/>	<input type="checkbox"/>	<input type="checkbox"/>	<input type="checkbox"/>	<input type="checkbox"/>
	117. use a prescription drug (such as OxyContin, Percocet, Vicodin, codeine, Adderall, Ritalin, or Xanax) without a doctor's orders?	<input type="checkbox"/>	<input type="checkbox"/>	<input type="checkbox"/>	<input type="checkbox"/>	<input type="checkbox"/>	<input type="checkbox"/>

118. Which of the following illicit drugs did you use during the past 30 days? Please mark all that apply.

- I did not use illicit drugs during the past 30 days
- Marijuana
- Any form of cocaine including powder, crack or freebase
- Ecstasy (also called MDMA)
- Heroin or other opiates or narcotics
- LSD or other hallucinogens or psychedelics
- Methamphetamines (also called speed, crystal, crank or ice)
- Steroid pills or shots without a doctor's prescription

During the past 12 months...	Don't know or can't say	Yes	No	
	119. do you recall hearing, reading, or watching an advertisement about prevention of substance abuse?	<input type="checkbox"/>	<input type="checkbox"/>	<input type="checkbox"/>
	120. have you had a special class about drugs or alcohol in school?	<input type="checkbox"/>	<input type="checkbox"/>	<input type="checkbox"/>
	121. have you talked with at least one of your parents about the dangers of tobacco, alcohol, or drug use? By parents we mean your biological parents, adoptive parents, stepparents, or adult guardians, whether or not they live with you.	<input type="checkbox"/>	<input type="checkbox"/>	<input type="checkbox"/>

122. Would you be more or less likely to want to work for an employer that tests its employees for drug or alcohol use on a random basis?

- More likely
- Less likely
- Would make no difference
- Don't know or can't say

How do you feel about someone your age...	Don't know/Can't say	Strongly Disapprove	Somewhat Disapprove	Neither Approve nor Disapprove	Approve	Strongly Approve
	123. having one or two drinks of an alcoholic beverage nearly every day?	<input type="checkbox"/>	<input type="checkbox"/>	<input type="checkbox"/>	<input type="checkbox"/>	<input type="checkbox"/>
	124. smoking one or more packs of cigarettes a day?	<input type="checkbox"/>	<input type="checkbox"/>	<input type="checkbox"/>	<input type="checkbox"/>	<input type="checkbox"/>
	125. trying marijuana or hashish once or twice?	<input type="checkbox"/>	<input type="checkbox"/>	<input type="checkbox"/>	<input type="checkbox"/>	<input type="checkbox"/>
	126. using prescription drugs not prescribed to them?	<input type="checkbox"/>	<input type="checkbox"/>	<input type="checkbox"/>	<input type="checkbox"/>	<input type="checkbox"/>
127. using synthetic marijuana, example: K2, Spice?	<input type="checkbox"/>	<input type="checkbox"/>	<input type="checkbox"/>	<input type="checkbox"/>	<input type="checkbox"/>	
128. smoking e-cigarettes, vape-pens, or e-hookahs?	<input type="checkbox"/>	<input type="checkbox"/>	<input type="checkbox"/>	<input type="checkbox"/>	<input type="checkbox"/>	

How wrong do your friends feel it would be for you to...	Very wrong	Wrong	A little bit wrong	Not wrong at all	
	129. have one or two drinks of an alcoholic beverage nearly every day?	<input type="checkbox"/>	<input type="checkbox"/>	<input type="checkbox"/>	<input type="checkbox"/>
	130. smoke tobacco?	<input type="checkbox"/>	<input type="checkbox"/>	<input type="checkbox"/>	<input type="checkbox"/>
	131. use marijuana?	<input type="checkbox"/>	<input type="checkbox"/>	<input type="checkbox"/>	<input type="checkbox"/>
	132. use prescription drugs not prescribed to you?	<input type="checkbox"/>	<input type="checkbox"/>	<input type="checkbox"/>	<input type="checkbox"/>
133. use synthetic marijuana, example: K2, Spice?	<input type="checkbox"/>	<input type="checkbox"/>	<input type="checkbox"/>	<input type="checkbox"/>	
134. smoke e-cigarettes, vape-pens, or e-hookahs?	<input type="checkbox"/>	<input type="checkbox"/>	<input type="checkbox"/>	<input type="checkbox"/>	

How wrong do you think your parents feel it would be for you to...	Very wrong	Wrong	A little bit wrong	Not wrong at all	
	135. have one or two drinks of an alcoholic beverage nearly everyday?	<input type="checkbox"/>	<input type="checkbox"/>	<input type="checkbox"/>	<input type="checkbox"/>
	136. smoke cigarettes?	<input type="checkbox"/>	<input type="checkbox"/>	<input type="checkbox"/>	<input type="checkbox"/>
	137. smoke marijuana?	<input type="checkbox"/>	<input type="checkbox"/>	<input type="checkbox"/>	<input type="checkbox"/>
	138. use prescription drugs not prescribed to you?	<input type="checkbox"/>	<input type="checkbox"/>	<input type="checkbox"/>	<input type="checkbox"/>
139. use synthetic marijuana, example: K2, Spice	<input type="checkbox"/>	<input type="checkbox"/>	<input type="checkbox"/>	<input type="checkbox"/>	
140. smoke e-cigarettes, vape-pens, or e-hookahs	<input type="checkbox"/>	<input type="checkbox"/>	<input type="checkbox"/>	<input type="checkbox"/>	

