



2012

Oregon Student Wellness Survey

Jefferson County

Oregon Health Authority, Addictions and Mental Health Division

Conducted by International Survey Associates dba Pride Surveys

Contents

1 INTRODUCTION	9
1.1 Participants by Gender	10
1.2 Race and Ethnicity	10
1.3 Language Used at Home	10
2 SCHOOL CLIMATE	11
2.1 Supportive Atmosphere	11
2.2 Attachment to School	13
2.3 Opportunities for Participation	15
2.4 Safe Environment	17
2.5 Serious Problem Behaviors	22
3 POSITIVE YOUTH DEVELOPMENT	24
3.1 PYD Benchmark	24
3.2 General Health	24
3.3 Competence, Confidence, Support and Service	24
4 MENTAL AND EMOTIONAL HEALTH	28
4.1 Psychological Distress	28
4.2 Depression and Suicide Ideation	29
5 PROBLEM GAMBLING	31
5.1 Types of Gambling in the Past 30 Days	31
5.2 Risk of Problem Gambling	32
5.3 Communication about the Risks of Gambling	32
6 SUBSTANCE USE	37
6.1 Abstinence from Substance Use	37
6.2 Substance Use in the Past 30 Days	37
6.3 Norms About Alcohol Use	41
6.4 Factors Associated with Initiation of Substance Use	42
6.5 Availability	42
6.6 Parental Attitude toward Substance Use	42
6.7 Student Attitude toward Substance Use	43
6.8 Perceived Risk of Harm	43
6.9 Communication about Substance Use	44
7 DRUG FREE COMMUNITIES CORE MEASURES	45
7.1 30 Day Use	45
7.2 Perception of Moderate or Great Risk	46
7.3 Parents Feel It Would Be Wrong or Very Wrong	46
7.4 Average Age (in years) of Onset	46
8 HEIGHT, WEIGHT & BODY MASS INDEX (BMI)	47

A FREQUENCY DISTRIBUTION TABLES	49
A.1 Frequency Distribution Tables	49
A.1.1 Demographics	49
A.1.2 Transitions and Mobility	51
A.2 School Climate	51
A.2.1 Academic Performance	51
A.2.2 School Commitment	52
A.2.3 Safe School Environment	55
A.2.4 Harassment and Bullying	57
A.3 Social, Emotional and Mental Health	60
A.3.1 Positive Youth Development	60
A.3.2 Mental Health Inventory	62
A.3.3 Depression and Suicidality	64
A.3.4 Problem Gambling	65
A.4 Substance Use	66
A.4.1 Tobacco Use	66
A.4.2 Alcohol Use	69
A.4.3 Marijuana Use	74
A.4.4 Other Drug Use	76
A.4.5 Lifetime Drug Use	77
A.4.6 Availability of Alcohol, Tobacco and Drugs	80
A.4.7 Perceived Risk of Harm from Substance Use	81
A.4.8 Communication about Substance Use	83
A.5 Parenting and Parental Attitudes	84
A.5.1 Family Management	84
A.5.2 Parental Attitudes towards Substance Use	85
A.6 Height and Weight	86
A.6.1 BMI and Weight	86
B SWS QUESTIONNAIRES	88

List of Tables

1	Participants by Gender	10	43	During the past 30 days, did you take diet pills, powders, or liquids to lose weight or to keep from gaining weight?	48
2	Race and Ethnicity	10	44	During the past 30 days, did you vomit or take laxatives to lose weight or to keep from gaining weight?	48
3	Hispanic or Latino/Latina?	10	45	How old are you?	49
4	Language Used at Home	10	46	What is your sex?	49
5	Supportive Atmosphere	11	47	Which of the following best describes you?	49
6	Attachment to School	13	48	In what grade are you?	50
7	Value School Work	13	49	What is your race?	50
8	Accountability to Parents	13	50	Are you Hispanic or Latino/Latina?	50
9	Opportunities for Participation	15	51	What is the language you use most often at home?	50
10	Safe Environment	17	52	Have you changed schools (including changing from elementary to middle and middle to high school) in the past year?	51
11	Bullying	17	53	How many times have you changed homes since kindergarten?	51
12	Harassment	18	54	Putting them all together, what were your grades like last year?	51
13	Serious Problem Behaviors on School Property	22	55	During the LAST FOUR WEEKS how many whole days of school have you missed because you skipped or "cut"?	52
14	Serious Problem Behaviors	22	56	How do you like school?	52
15	PYD Benchmark	24	57	How important do you think the things you are learning in school are going to be for your later life?	52
16	General Health	24	58	How often do you feel that the schoolwork you are assigned is meaningful and important?	52
17	Competence, Confidence, Support and Service	24	59	I have lots of chances to be part of class discussions or activities.	53
18	Psychological Distress	28	60	Thinking back over the past school year, how often did you try to do your best work in school?	53
19	MHI-5 Questions	28	61	There are lots of chances for students in my school to get involved in sports, clubs, and other school activities outside of class.	53
20	Depression and Suicide Ideation	29	62	I respect most of my teachers.	53
21	Types of Gambling in the Past 30 Days	31	63	My teachers notice when I am doing a good job and let me know about it.	54
22	Signs of Problem Gambling	32	64	I can talk to my teachers openly and freely about my concerns.	54
23	Communication About the Risks of Gambling	32	65	In my school, teachers treat students with respect.	54
24	Abstinence from Substance Use	37	66	Most students at my school help each other when they are hurt or upset.	54
25	Substance Use in the Past 30 Days	37	67	In my school, students that work hard to get good grades are picked on by other students.	55
26	Alcohol Use in the Past 30 Days	41	68	During the past 30 days, on how many days did you not go to school because you felt you would be unsafe at school or on your way to or from school?	55
27	Attitudes about Drinking	41	69	During the past 30 days, on how many days did you carry a gun as a weapon on school property?	55
28	Availability	42	70	During the past 30 days, on how many days did you carry a weapon (other than a gun) such as a knife or club on school property?	55
29	Parental Attitude toward Substance Use	42	71	During the past 12 months, how many times were you in a physical fight?	56
30	Student Attitude toward Substance Use	43			
31	Perceived Risk of Harm	43			
32	Communication about Substance Use	44			
33	30 Day Use	45			
34	Perception of Moderate or Great Risk	46			
35	Parents Feel It Would Be Wrong or Very Wrong	46			
36	Average Age (in years) of Onset	46			
37	Average Weight	47			
38	Average Height	47			
39	BMI Categories	47			
40	How do you describe your weight?	47			
41	What Are You Trying To Do About Your Weight?	47			
42	During the past 30 days, did you go without eating for 24 hours or more to lose weight or to keep from gaining weight?	47			

72	During the past 12 months, how many times were you in a physical fight on school property?	56
73	During the past 12 months, how many times did you bully someone (such as hitting, kicking, pushing, saying mean things, spreading rumors, or making sexual comments that bothered them)?	56
74	During the past 12 months, how many times have you been suspended from school?	56
75	During the past 12 months, how many times has someone threatened you with a weapon such as a gun, knife, or club on school property?	57
76	During the past 12 months, how many times have you been drunk or high at school?	57
77	During the past 12 months, has anyone offered, sold, or given you an illegal drug on school property?	57
78	Any harassment in the past 30 days	57
79	In the last 30 days, how many times have you been harassed at school, on a school bus or going to and from school because of your race or ethnic origin?	58
80	In the last 30 days, how many times have you been harassed at school, on a school bus or going to and from school because someone said you were gay, lesbian, bisexual or transgender?	58
81	In the last 30 days, how many times have you been harassed at school, on a school bus or going to and from school because of who your friends are?	58
82	In the last 30 days, how many times have you been harassed at school, on a school bus or going to and from school because of how you look (weight, clothes, acne, or other physical characteristics)?	58
83	In the last 30 days, how many times have you been harassed at school, on a school bus or going to and from school because you received unwanted sexual comments or attention?	59
84	In the last 30 days, how many times have you been harassed at school, on a school bus or going to and from school through e-mail, chat rooms, instant messaging, Web sites, texting or phone?	59
85	In the last 30 days, how many times have you been harassed at school, on a school bus or going to and from school for other reasons?	59
86	How often have you seen another student bully others by hitting, kicking, punching or otherwise hurting them in school or on the school bus?	59
87	How often have you heard another student bully others by saying mean things, teasing or calling other students names in your school or on the school bus?	60
88	How often have you heard another student spread mean rumors or leave other students out of activities to be mean in your school or on the school bus?	60
89	Positive Youth Development	60

90	Would you say that in general your emotional and mental health is...	60
91	Would you say that in general your physical health is...	61
92	I can do most things if I try.	61
93	I can work out my problems.	61
94	I volunteer to help others in my community.	61
95	There is at least one teacher or other adult in my school that really cares about me.	62
96	On an average school night, how many hours of sleep do you get?	62
97	Mental Health Inventory 5	62
98	During the past 30 days, how many times have you been a happy person?	62
99	During the past 30 days, how many times have you been a very nervous person?	63
100	During the past 30 days, how many times have you felt calm and peaceful?	63
101	During the past 30 days, how many times have you felt downhearted and blue?	63
102	During the past 30 days, how many times have you felt so down in the dumps that nothing could cheer you up?	63
103	During the past 12 months, did you ever feel so sad or hopeless almost every day for two weeks or more in a row that you stopped doing some usual activities?	64
104	During the past 12 months, did you ever seriously consider attempting suicide?	64
105	During the past 12 months, how many times did you actually attempt suicide?	64
106	Gambling involves betting anything of value (money, a watch, soda, etc.) on a game or event with an uncertain outcome. Please mark ALL the different types of betting that you have done, if any, during the last 30 days:	65
107	During the last 12 months, have you ever felt bad about the amount you bet, or about what happens when you bet money?	65
108	During the last 12 months, have you ever felt that you would like to stop betting money but didn't think you could?	65
109	Have you ever lied to anyone about betting/gambling?	65
110	Have you ever bet/gambled more than you wanted to?	66
111	Have your parents ever talked to you about the risks of betting/gambling?	66
112	Have your teachers ever talked to you about the risks of betting/gambling?	66
113	During the past 30 days, on how many days did you smoke cigarettes?	66
114	During the past 30 days, on how many days did you use other tobacco products?	66
115	During the past 30 days, on how many days did you smoke tobacco in a "Hookah," also known as a water pipe?	67

116	During the past 30 days, from which of the following sources did you get tobacco (cigarettes, chew, cigars)? Please mark all that apply.	67
117	Used any tobacco product during the past 30 days	67
118	How old were you when you smoked a whole cigarette for the first time?	68
119	How old were you when you smoked a whole cigarette for the first time?	68
120	How old were you the first time you used tobacco products other than cigarettes such as snuff, chewing tobacco, and smoking tobacco from a pipe?	68
121	How old were you the first time you used tobacco products other than cigarettes such as snuff, chewing tobacco, and smoking tobacco from a pipe?	68
122	During your life, on how many days have you had at least one drink of alcohol?	69
123	During the past 30 days, on how many days did you have at least one drink of alcohol?	69
124	During the past 30 days, on how many days did you have 5 or more drinks of alcohol in a row, that is, within a couple of hours?	69
125	During the past 30 days, on how many days do you think most students in your school had at least one drink of alcohol? (your best estimate)	69
126	During the past 30 days, on how many days do you think most students in your school had 5 or more drinks of alcohol in a row, that is, within a couple of hours? (your best estimate)	70
127	Think of your four best friends (the friends you feel closest to). In the past 12 months, how many of your best friends have tried beer, wine, or hard liquor (for example, vodka, whiskey or gin)?	70
128	During the past 30 days, what type of alcohol did you usually drink? (Select only one response)	70
129	During the past 30 days, from which of the following sources did you get the alcohol you drank? Please mark all that apply.	71
130	In the last 12 months, which of the following have you experienced? (Mark all that apply)	71
131	During the past 30 days, how many times did you ride in a vehicle driven by a parent or other adult who had been drinking alcohol?	72
132	During the past 30 days, how many times did you ride in a vehicle driven by a teenager who had been drinking alcohol?	72
133	During the past 30 days, how many times did you drive a car or other vehicle when you had been drinking alcohol?	72
134	During the past 30 days, how many times did most students in your school ride in a vehicle driven by a parent or other adult who had been drinking alcohol?	72

135	During the past 30 days, how many times did most students in your school ride in a vehicle driven by a teenager who had been drinking alcohol?	73
136	During the past 30 days, how many times did most students in your school drive a car or other vehicle when they had been drinking alcohol?	73
137	How old were you when you had more than a sip or two of beer, wine, or hard liquor (for example, vodka, whiskey, or gin) for the first time?	73
138	How old were you when you had more than a sip or two of beer, wine, or hard liquor (for example, vodka, whiskey, or gin) for the first time?	73
139	How old were you when you first began drinking alcoholic beverages regularly, that is at least once or twice a month?	74
140	How old were you when you first began drinking alcoholic beverages regularly, that is at least once or twice a month?	74
141	During the past 30 days, how many times did you use marijuana?	74
142	During the past 30 days, from which of the following sources did you get marijuana? Please mark all that apply.	75
143	How old were you when you tried marijuana for the first time?	75
144	How old were you when you tried marijuana for the first time?	75
145	During the past 30 days, on how many days did you sniff glue, breathe the contents of aerosol spray cans, or inhale any paints or sprays to get high?	76
146	During the past 30 days, on how many days did you use a prescription drug (such as OxyContin, Percocet, Vicodin, codeine, Adderall, Ritalin, or Xanax) without a doctor's orders?	76
147	Which of the following illicit drugs did you use during the past 30 days? (Please mark all that apply)	76
148	Any illicit drug use including marijuana, cocaine, ecstasy, herion, hallucinogens or methamphetamines)	77
149	Any illicit drug use including cocaine, ecstasy, herion, hallucinogens or methamphetamines)	77
150	During your life, how many times have you used marijuana?	77
151	During your life, how many times have you sniffed glue, breathed the contents of aerosol spray cans, or inhaled any paints or sprays to get high?	77
152	During your life, how many times have you taken steroid pills or shots without a doctor's prescription?	78
153	During your life, how many times have you taken a prescription drug without a doctor's prescription?	78
154	During your life, how many times have you used any form of cocaine, including powder, crack or freebase?	78
155	During your life, how many times have you used ecstasy (also called MDMA)?	78

156	During your life, how many times have you used heroin (also called smack, junk, or China White)?	79
157	During your life, how many times have you used methamphetamines (also called speed, crystal, crank or ice)?	79
158	During your life, how many times have you used a needle to inject any illegal drug into your body?	79
159	Lifetime drug use (includes marijuana, inhalants, steroids, prescription drugs, cocaine, ecstasy, heroin, methamphetamines)	79
160	Lifetime drug use other than marijuana (includes inhalants, steroids, prescription drugs, cocaine, ecstasy, heroin, methamphetamines)	79
161	If you wanted to get some, how easy would it be for you to get some beer, wine, or hard liquor (for example, vodka, whiskey, or gin)?	80
162	If you wanted to get some, how easy would it be for you to get some cigarettes?	80
163	If you wanted to get some, how easy would it be for you to get some marijuana?	80
164	If you wanted to get some, how easy would it be for you to get a drug like cocaine, LSD, or amphetamines?	80
165	How much do you think people risk harming themselves (physically or in other ways) if they take one or two drinks of an alcoholic beverage (beer, wine, liquor) nearly every day?	81
166	How much do you think people risk harming themselves (physically or in other ways) when they have five or more drinks of an alcoholic beverage once or twice a week?	81
167	How much do you think people risk harming themselves (physically or in other ways) if they smoke one or more packs of cigarettes per day?	81
168	How much do you think people risk harming themselves (physically or in other ways) if they try marijuana once or twice?	81
169	How much do you think people risk harming themselves (physically or in other ways) if they smoke marijuana once or twice a week?	82
170	How wrong do you think it is for someone your age to have one or two drinks of an alcoholic beverage nearly every day?	82
171	How wrong do you think it is for someone your age to smoke one or more packs of cigarettes a day?	82
172	How wrong do you think it is for someone your age to try marijuana or hashish once or twice?	82
173	How wrong do you think it is for someone your age to use marijuana or hashish once a month or more?	83
174	How wrong do you believe most students in your school think it is for someone their age to have one or two drinks of an alcoholic beverage nearly every day?	83
175	During the past 12 months, do you recall hearing, reading, or watching an advertisement about prevention of substance abuse?	83

176	During the past 12 months, have you had a special class about drugs or alcohol in school?	83
177	During the past 12 months, have you talked with at least one of your parents about the dangers of tobacco, alcohol, or drug use?	84
178	Would you be more or less likely to want to work for an employer that tests its employees for drug or alcohol use on a random basis?	84
179	My parents ask if I've gotten my homework done.	84
180	My parents would catch me if I skipped school.	84
181	When I am not at home, one of my parents knows where I am and whom I am with.	85
182	My family has clear rules about alcohol and drug use.	85
183	How would most students in your school respond to this statement: "My family has clear rules about alcohol and drug use."	85
184	How wrong do you think your parents feel it would be for you to drink beer, wine, or liquor (for example, vodka, whiskey, or gin) regularly (at least once or twice a month)?	85
185	How wrong do you think your parents feel it would be for you to smoke cigarettes?	86
186	How wrong do you think your parents feel it would be for you to smoke marijuana?	86
187	BMI Percentile Ranking	86
188	How do you describe your weight?	86
189	Which of the following are you trying to do about your weight?	87
190	During the past 30 days, did you go without eating for 24 hours or more (also called fasting) to lose weight or to keep from gaining weight?	87
191	During the past 30 days, did you take any diet pills, powders, or liquids without a doctor's advice to lose weight or to keep from gaining weight? (Do not include meal replacement products such as Slim Fast.)	87
192	During the past 30 days, did you vomit or take laxatives to lose weight or to keep from gaining weight?	87

List of Figures

1	Supportive Atmosphere	12
2	Attachment to School	14
3	Opportunities for Participation	16
4	Harassment - Grade 6	19
5	Harassment - Grade 8	20
6	Harassment - Grade 11	21
7	Serious Problem Behaviors	23
8	Positive Youth Development - Grade 6	25
9	Positive Youth Development - Grade 8	26
10	Positive Youth Development - Grade 11	27
11	Psychological Distress, Depression and Suicide	30
12	Gambling - Grade 6	33
13	Gambling - Grade 8	34
14	Gambling - Grade 11	35
15	Signs of Problem Gambling	36
16	Alcohol, Tobacco and Other Drug Use - Grade 6	38
17	Alcohol, Tobacco and Other Drug Use - Grade 8	39
18	Alcohol, Tobacco and Other Drug Use - Grade 11	40

1 INTRODUCTION

This is a report of key findings from the *Oregon Student Wellness Survey*, a survey of 6th, 8th and 11th grade youth, conducted in the spring of 2012. The *Oregon Student Wellness Survey* is an anonymous and voluntary survey sponsored by the Oregon Health Authority (OHA) in collaboration with the Oregon Department of Education. OHA contracted with International Survey Associates to recruit schools, administer the survey and report survey results. The survey was available free of charge to all Oregon schools that chose to participate including public, charter and private. Schools that agreed to participate in the *Oregon Student Wellness Survey* were given the option of administering the survey either online or by paper and pencil with the schools determining which method would be best for their particular circumstances.

The *Oregon Student Wellness Survey* was designed to assess a wide range of topics that included school climate, positive youth development, mental health, substance use, problem gambling, fighting and other problem behaviors. In addition the survey collected information about risk and protective factors that are influential in healthy youth development and student success.

Oregon Student Wellness Survey results are used by schools, state and local agencies, organizations and communities to assess and monitor the health and well being of Oregon youth and the environments in which they live. *Oregon Student Wellness Survey* data can serve as a valuable tool for program planning, implementation, and evaluation. The data are essential information for communications with legislators and the public, and communities and local agencies will find the data improves their ability to procure funding by providing the baseline data needed for grant writing. In these ways, schools, communities and policy makers will find themselves poised to make effective decisions about behavior and health policies, services, programs and educational activities.

The *Oregon Student Wellness Survey* was designed as a split survey. The 6th and 8th grade version of the survey consisted of a subset of the questions found on the 11th grade versions. In order to provide results that spanned all grade levels in a single report, the data for questions that did not appear on the 6th and 8th grade version appear in this report as missing.

This report is divided into topic specific sections. Each section provides a brief overview of the topic, followed by summary data tables that include results for all three grades and compares local data to that of the state. The state data for this report has been weighted based on enrollment numbers. The county data in this report has also been weighted.

Your questions, concerns and comments are invited. For more information about how the Oregon Student Wellness Survey results are used, contact:

Jeff Ruscoe jeff.ruscoe@state.or.us
503-945-5901
Interim Prevention Manager
Program and Policy Development Unit
OHA Addictions & Mental Health Division
500 Summer Street NE, E-86
Salem, OR 97301

For technical assistance please contact:

Geralyn Brennan geralyn.brennan@state.or.us
503-947-2319
Research Analyst
Program Analysis and Evaluation Unit
OHA Addictions and Mental Health Division
500 Summer St NE, E-86
Salem, OR 97301

1.1 Participants by Gender

Table 1: Participants by Gender

	Grade 6		Grade 8		Grade 11	
	County	State	County	State	County	State
Female	73	9,385	70	10,656	53	7,457
Male	54	9,373	76	10,577	51	7,823
NA*	2	127	2	135	0	78
TOTAL	129	18,885	148	21,368	104	15,358

* NA - No Answer

1.2 Race and Ethnicity

Schools throughout Oregon vary considerably in the racial and ethnic composition of their students. The *Oregon Student Wellness Survey* asks one question about race and another about Hispanic or Latino ethnicity.

The table below shows the percentage of students that self-identified as...

Table 2: Race and Ethnicity

	Grade 6		Grade 8		Grade 11	
	County	State	County	State	County	State
American Indian or Alaska Native	17.0	4.9	15.9	3.2	16.9	2.5
Asian	2.0	6.6	0.9	6.4	1.2	5.1
Black or African American	2.0	3.7	1.9	3.1	3.6	2.8
Native or Other Pacific Islander	15.0	4.0	15.0	3.5		2.6
White	48.0	69.5	54.2	72.2	62.7	78.2
Multiracial	16.0	11.3	12.1	11.6	15.7	8.7

Percentages exclude missing answers.

The table below shows the student responses to the question "Are you Hispanic or Latino/Latina?"

Table 3: Hispanic or Latino/Latina?

	Grade 6		Grade 8		Grade 11	
	County	State	County	State	County	State
Yes	40.7	22.8	43.4	21.1	45.2	18.6
No	59.3	77.2	56.6	78.9	54.8	81.4

Percentages exclude missing answers.

1.3 Language Used at Home

Students were asked what language they used most often at home.

Table 4: Language Used at Home

	Grade 6		Grade 8		Grade 11	
	County	State	County	State	County	State
English	73.8	84.0	72.8	85.9	76.9	87.9
Russian	1.6	1.0		1.2	3.8	0.9
Spanish	19.0	11.0	23.8	8.3	15.4	7.6
Vietnamese		1.2		1.4		0.5
A tribal language	4.8	0.2	2.7	0.4		0.4
Another language	0.8	2.6	0.7	2.8	3.8	2.6

Percentages exclude missing answers.

2 SCHOOL CLIMATE

School climate is an important issue to parents, administrators and the community. The environment within a school directly impacts students' academic, social, emotional and mental states. Respectful, supportive relationships among students, teachers and parents are fundamental. When students have opportunities to collaborate and share a sense of purpose and ideals, students, faculty and staff look forward to school. When students are attached to school and to teachers and prosocial peers, they are more likely to behave in prosocial ways themselves, and to avoid engaging in high-risk behaviors.

There is strong evidence that the learning environment influences student attachment to school. Classroom and school interventions that make the learning environment safer, more caring, better managed and highly participatory and that enhance students' social competence have been shown to increase student attachment to school. A comprehensive assessment of school climate involves input from students, faculty and staff on a wide range of topics. The data collected with the *Oregon Student Wellness Survey* deals exclusively with the student perception aspect of school climate. It provides an assessment of whether students feel they belong, are valued and physically and emotionally safe at school.

2.1 Supportive Atmosphere

In supportive atmospheres students feel more comfortable approaching and interacting with teachers and peers, thereby strengthening their relationships.

The table below reports the percentage of students that agree with the following statements.

Table 5: Supportive Atmosphere

	Grade 6		Grade 8		Grade 11	
	County	State	County	State	County	State
My teachers notice when I am doing a good job and let me know about it.	86.9	80.6	66.0	68.1	54.8	67.3
I can talk to my teachers openly and freely about my concerns.	75.2	69.1	50.3	56.3	54.8	60.8
In my school, teachers treat students with respect.	86.8	87.1	70.3	77.0	77.7	79.3
Most students at my school help each other when they are hurt or upset.	69.5	76.5	61.5	65.0	57.7	62.8
In my school, students that work hard to get good grades are picked on by other students.	49.6	34.0	49.0	30.3	32.7	21.3

Percentages exclude missing answers.

Supportive Atmosphere Jefferson County

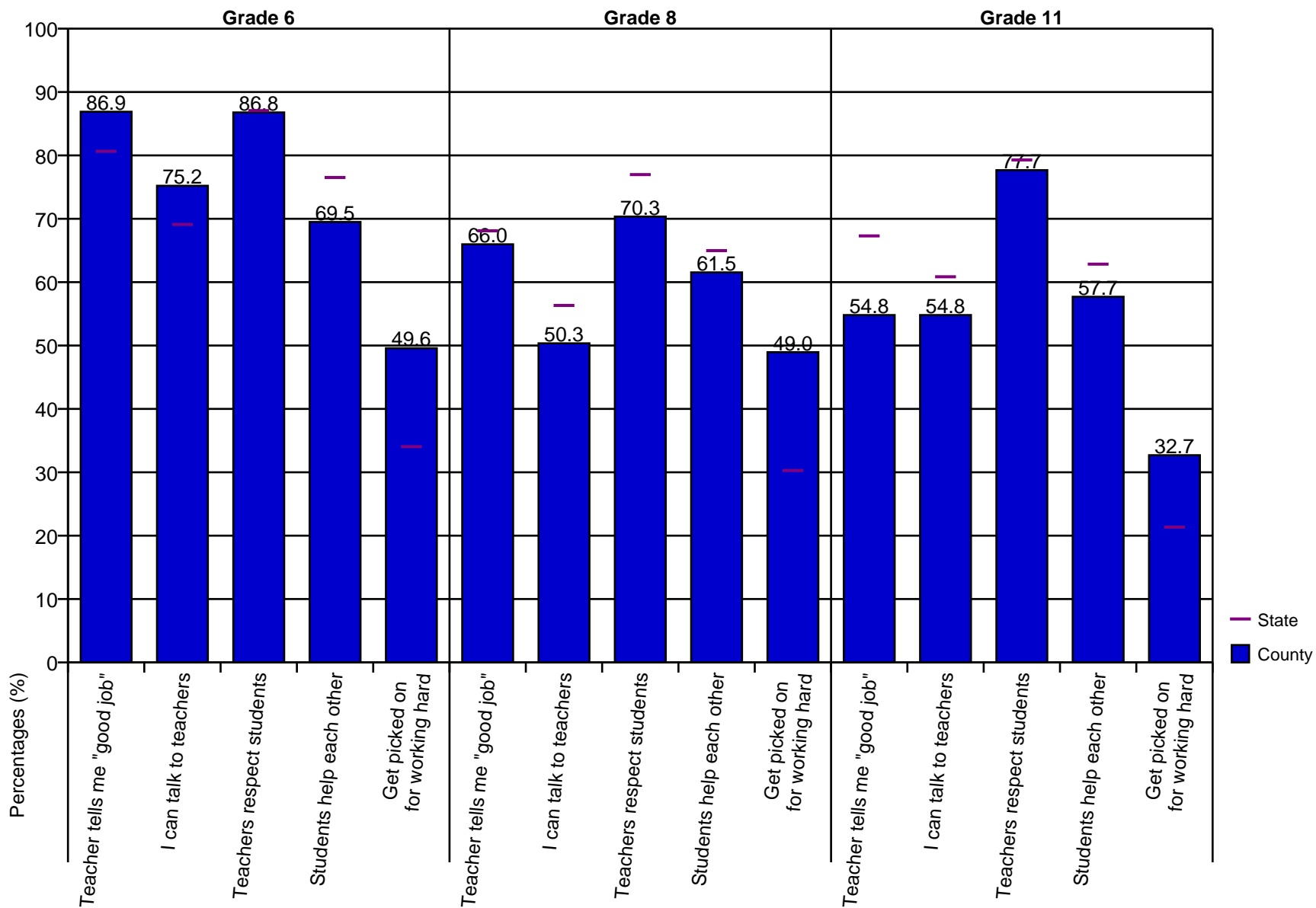


Figure 1: Supportive Atmosphere

2.2 Attachment to School

Students who like school, feel their assignments are important, and that what they are learning in school will be valuable to them later in life, are better prepared to make successful transitions after graduation. Young people who do not feel a part of society, are not bound by rules, don't believe in trying to be successful or responsible are at high risk of academic failure and developing mental, emotional or behavioral disorders.

Table 6: Attachment to School

	Grade 6		Grade 8		Grade 11	
	County	State	County	State	County	State
I like school	69.6	62.9	39.7	48.9	35.6	45.7
I did not skip school in the last four weeks	66.9	75.9	79.7	76.7	70.9	69.9
I respect my teachers	91.8	93.6	86.2	86.8	91.3	90.2

Percentages exclude missing answers.

This table show the percentage of students that say...

Table 7: Value School Work

	Grade 6		Grade 8		Grade 11	
	County	State	County	State	County	State
I feel that schoolwork is meaningful and important	65.0	66.6	52.8	46.4	41.3	28.5
I tried to do my best work in school over the past year	92.6	87.8	69.4	76.5	69.2	66.0
I think the things I am learning in school are going to be important later in life	87.1	83.1	73.1	66.0	63.5	50.1

Percentages exclude missing answers.

Table 8: Accountability to Parents

	Grade 6		Grade 8		Grade 11	
	County	State	County	State	County	State
My parents ask if I've gotten my homework done.	85.3	91.7	78.7	83.6	62.4	73.0
My parents would catch me if I skipped school.	84.4	90.3	79.9	83.7	61.8	69.0
When I am not at home, one of my parents knows where I am and whom I am with.	76.9	91.2	83.3	86.6	80.4	79.6

Percentages exclude missing answers.

Attachment to School

Jefferson County

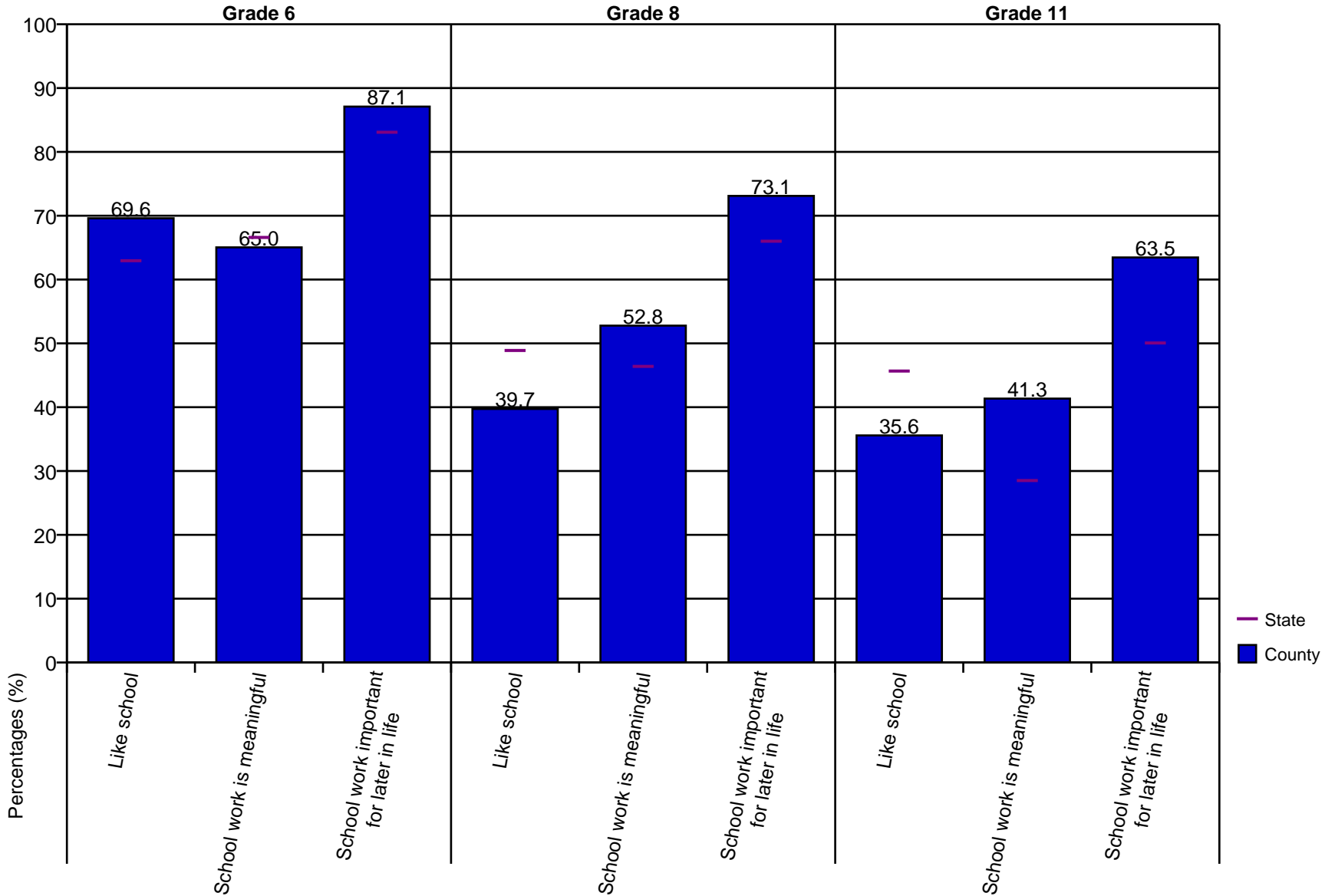


Figure 2: Attachment to School

2.3 Opportunities for Participation

When young people are given many opportunities to participate meaningfully in school activities that are important to them, they are less likely to engage in problem behaviors. When opportunities are available for positive participation outside of class, children are less likely to engage in substance use, and other problem behaviors.

The table below shows the percentage of students that agree with the following statements about their school.

Table 9: Opportunities for Participation

	Grade 6		Grade 8		Grade 11	
	County	State	County	State	County	State
I have lots of chances to be part of class discussions or activities.	87.8	90.5	87.6	88.1	85.6	89.3
There are lots of chances for students in my school to get involved in sports, clubs, and other school activities outside of class.	91.6	88.1	89.5	84.5	89.3	90.3

Percentages exclude missing answers.

Opportunities for Participation

Jefferson County

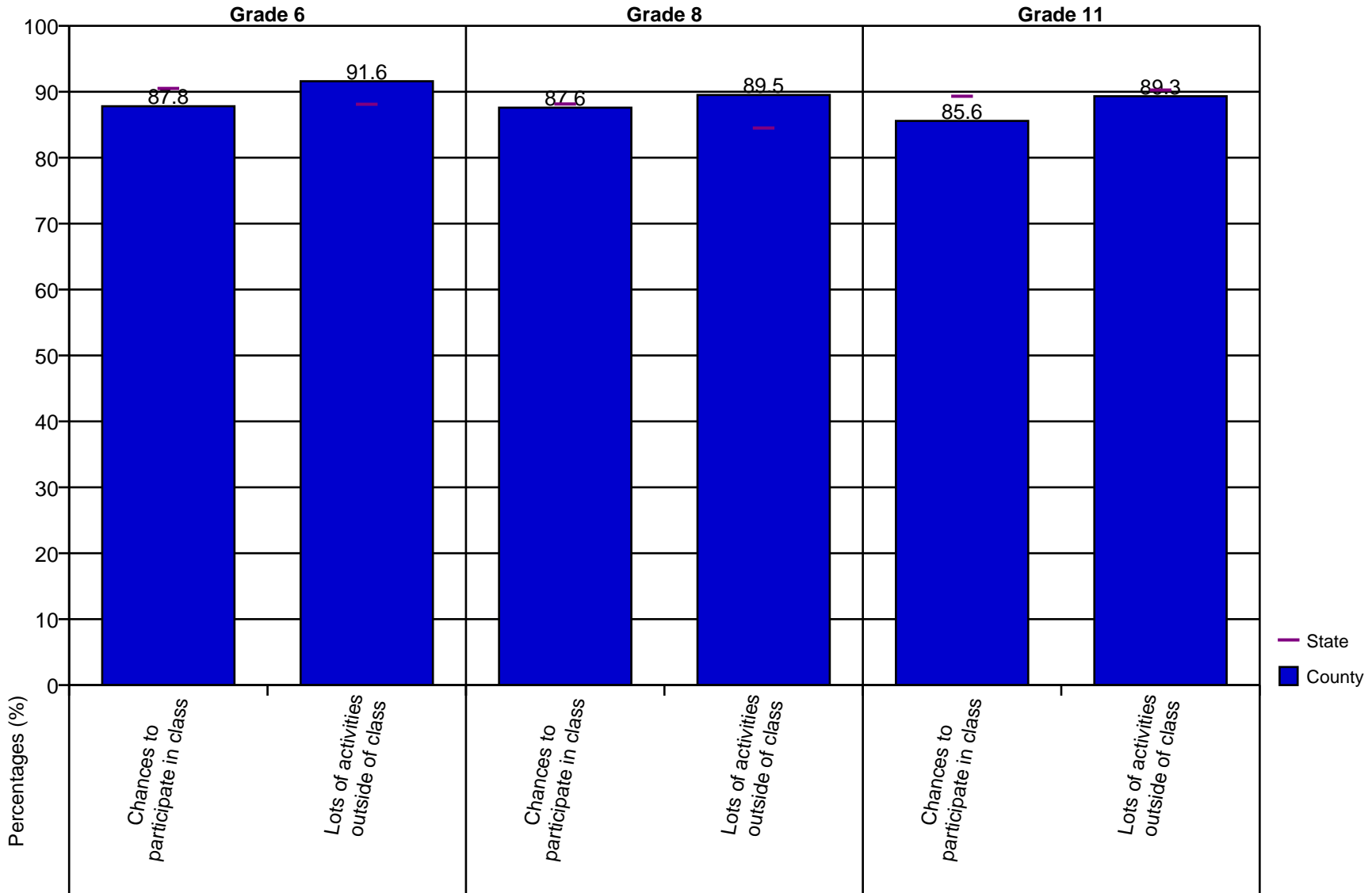


Figure 3: Opportunities for Participation

2.4 Safe Environment

Students who are harassed, feel unsafe or otherwise victimized are more likely to cut classes, skip school, feel depressed or become involved in problem behaviors. Comprehensive discipline, positive behavior support and anti-bullying programs in schools have been shown to reduce the incidence of harassment.

Table 10: Safe Environment

	Grade 6		Grade 8		Grade 11	
	County	State	County	State	County	State
Did not go to school one or more times in the past 30 days because you felt unsafe at school or on your way to or from school	14.5	8.3	8.2	7.0	4.0	4.1

Percentages exclude missing answers.

The following table shows the percentage of students that witnessed another student being harassed in school or on the school bus in the past year.

Table 11: Bullying

	Grade 6		Grade 8		Grade 11	
	County	State	County	State	County	State
Heard another student bully others by saying mean things, teasing or calling other students names in your school or on the school bus?	73.3	74.5	77.1	80.7	75.7	77.1
Seen another student bully others by hitting, kicking, punching or otherwise hurting them in school or on the school bus?	70.1	58.5	71.2	65.3	57.3	55.7
Heard another student spread mean rumors or leave other students out of activities to be mean in your school or on the school bus?	67.0	69.7	67.6	76.8	69.2	76.6

Percentages exclude missing answers.

This table shows the percentage of students that have been harassed during the past 30 days. Students were asked to indicate whether they were harassed at school or on the way to or from school for any of the following reasons.

Table 12: Harassment

	Grade 6		Grade 8		Grade 11	
	County	State	County	State	County	State
Your race or ethnic origin	16.9	11.4	20.1	13.2	21.2	10.8
Someone said your were gay, lesbian, bisexual and transgender	22.9	16.0	18.6	13.7	6.7	8.1
Your group of friends	23.1	21.4	27.0	22.7	18.3	16.1
Your weight, clothes, acne or other physical characteristics	35.6	28.6	33.8	30.2	26.2	21.2
Unwanted sexual comments or attention	10.3	8.2	15.2	12.1	13.5	11.4
E-mail, chat rooms, IM, Web sites, texting or phone	10.1	12.5	10.3	15.4	8.7	11.9
For other reasons.	29.7	23.1	24.3	23.9	8.7	16.2
Any harassment in the past 30 days	58.5	50.6	59.3	51.4	41.3	39.6

Percentages exclude missing answers.

Harassment - Grade 6 Jefferson County

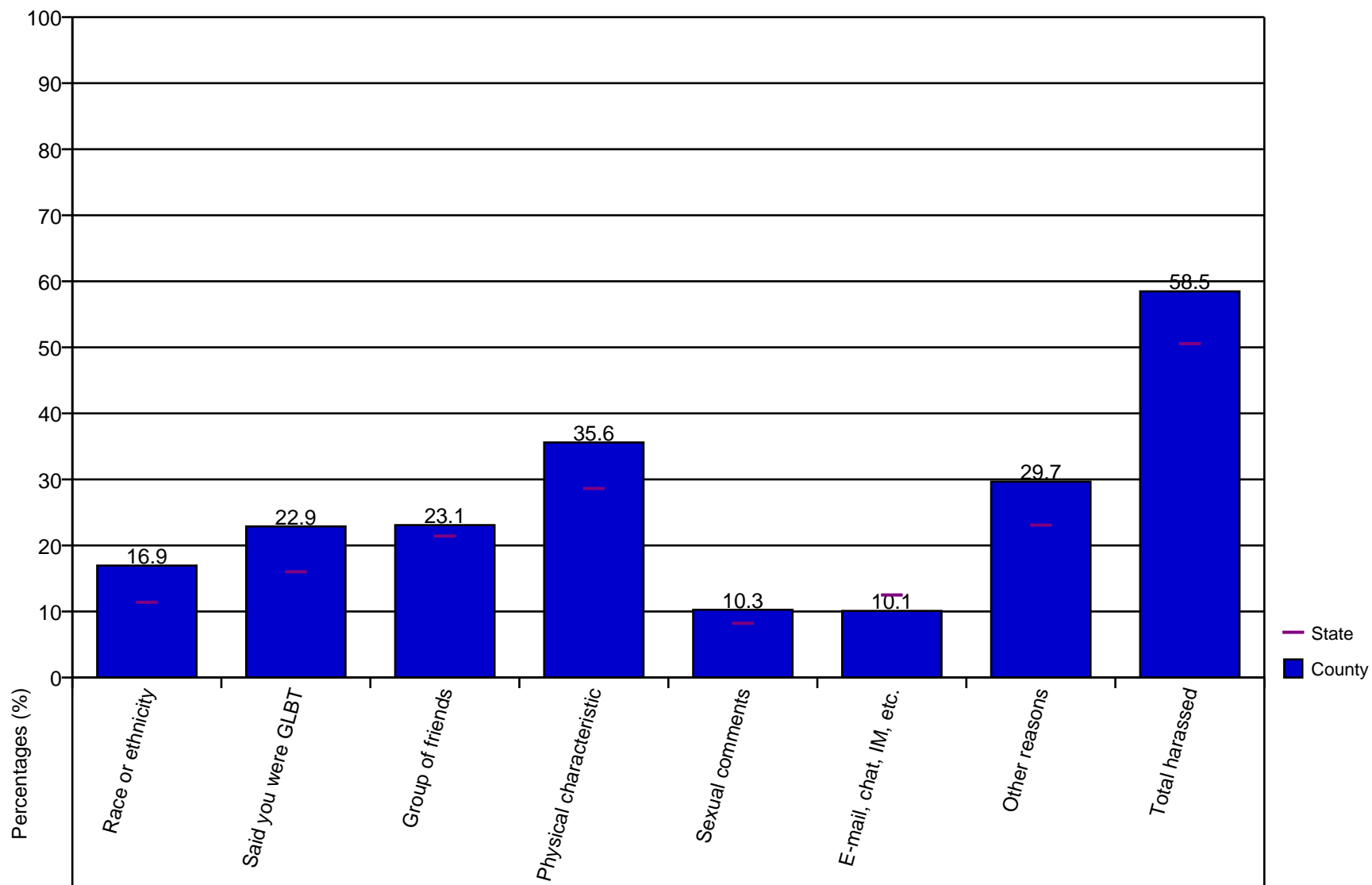


Figure 4: Harassment - Grade 6

Harassment - Grade 8 Jefferson County

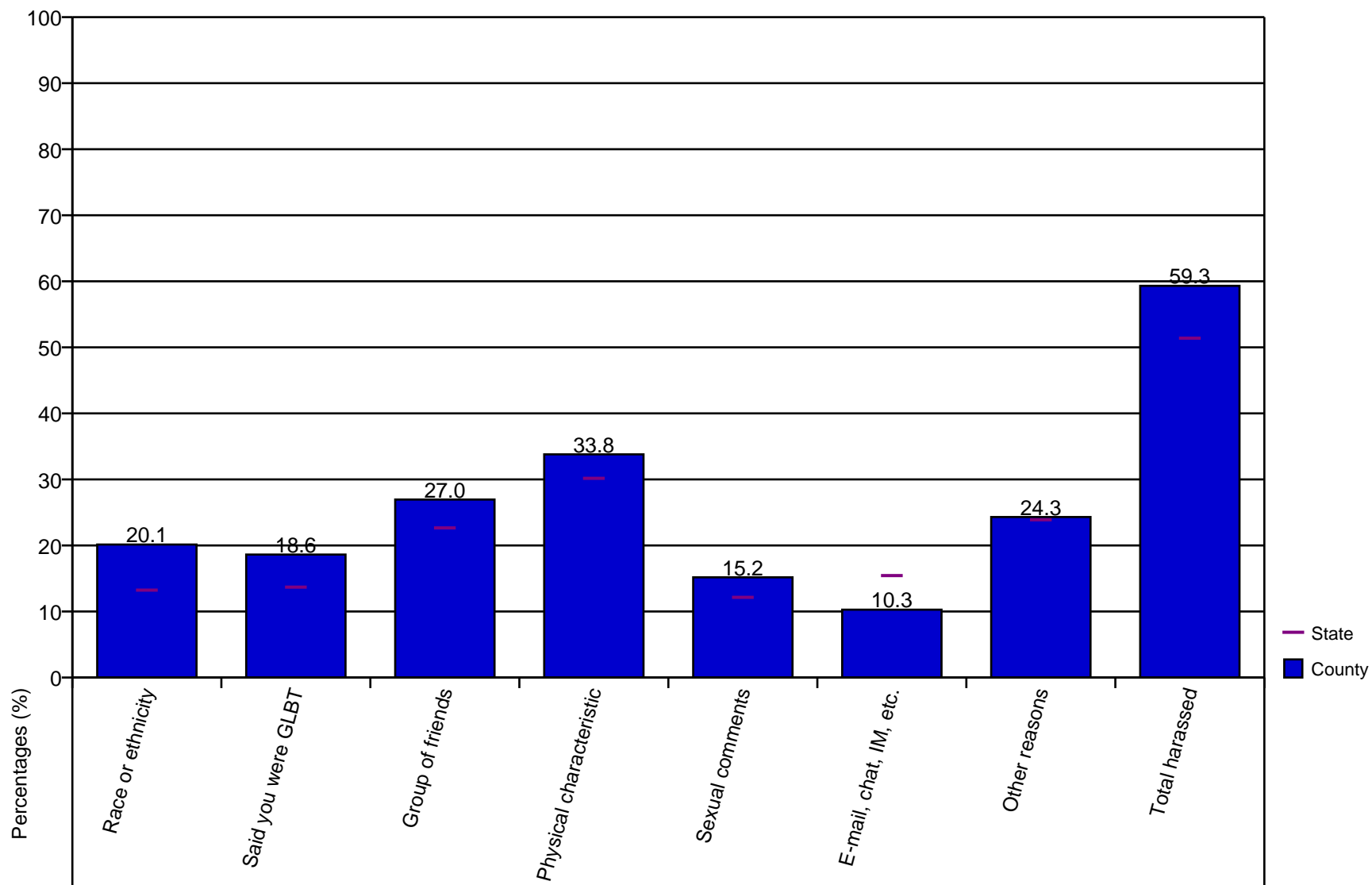


Figure 5: Harassment - Grade 8

Harassment - Grade 11

Jefferson County

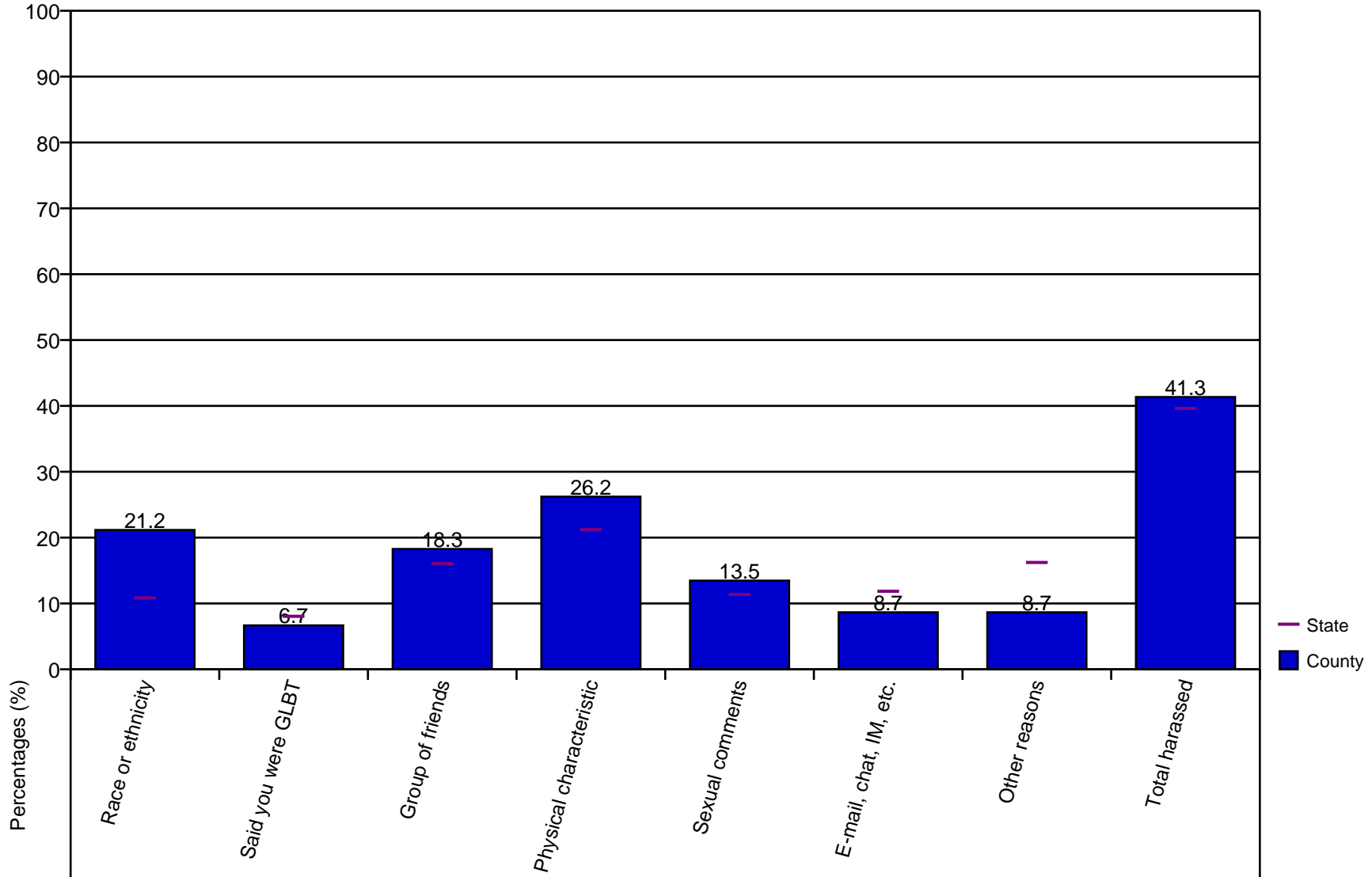


Figure 6: Harassment - Grade 11

2.5 Serious Problem Behaviors

Schools are one of the safest places for our children. This does not mean that they are free of serious problem behaviors.

This table shows the prevalence of other serious problem behaviors reported to have occurred in the past 12 months at school.

Table 13: Serious Problem Behaviors on School Property

	Grade 6		Grade 8		Grade 11	
	County	State	County	State	County	State
Someone has offered, sold or given you an illegal drug at school	6.0	3.3	15.3	11.9	20.2	22.4
Were in a physical fight on school property	19.3	15.1	22.6	15.1	12.7	6.6
Been threatened with a weapon on school property	10.9	9.6	9.5	10.0	5.8	6.7
Took a weapon other than a gun to school	9.5	3.1	6.9	5.1	7.8	7.3
Took a gun to school	0.9	0.7	2.1	1.4	0.0	1.5
Have a gun/weapon on school property	9.5	3.3	7.5	5.3	7.8	7.5

Percentages exclude missing answers.

This table shows problem behaviors that took place in the past 12 months, but they may take place anywhere, not necessarily on school property.

Table 14: Serious Problem Behaviors

	Grade 6		Grade 8		Grade 11	
	County	State	County	State	County	State
In a physical fight	33.6	28.8	38.8	28.7	15.2	18.3
Bullied someone physically or verbally	28.8	22.2	31.8	29.1	22.3	19.9

Percentages exclude missing answers.

Serious Problem Behaviors Jefferson County

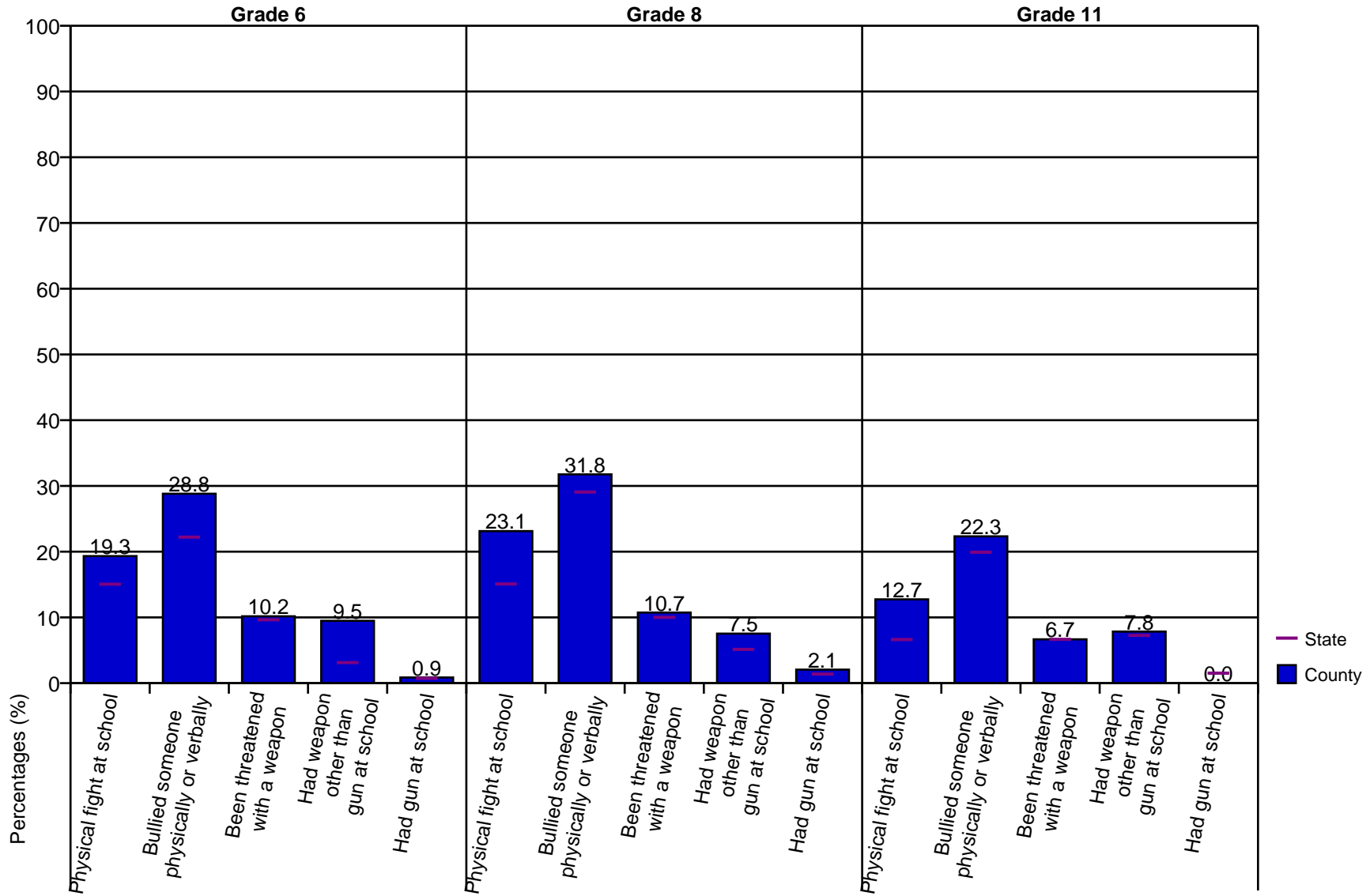


Figure 7: Serious Problem Behaviors

3 POSITIVE YOUTH DEVELOPMENT

In 2006, a statewide benchmark of positive youth development (PYD) was established for 8th and 11th graders. High levels of positive youth development are strongly associated with healthy behaviors and student success. The benchmark looks at six components: emotional and mental health, physical health, feelings of competence, self-confidence, support of a caring adult in school, and service to the community.

3.1 PYD Benchmark

Students that answer at least five of the six PYD questions in a positive manner are considered to have strong positive youth development.

Table 15: PYD Benchmark

	Grade 6		Grade 8		Grade 11	
	County	State	County	State	County	State
Strong positive youth development	63.6	69.1	50.4	59.9	57.1	65.6
Weak positive youth development	36.4	30.9	49.6	40.1	42.9	34.4

3.2 General Health

Two questions are asked as an assessment of student health.

Table 16: General Health

	Grade 6		Grade 8		Grade 11	
	County	State	County	State	County	State
Good to excellent physical health	93.3	94.1	86.2	91.6	76.9	88.4
Good to excellent emotional and mental health	93.3	93.1	83.2	87.8	86.4	86.2

3.3 Competence, Confidence, Support and Service

The following table reports the percentage of students that indicated the statement is "pretty much true" or "very much true."

Table 17: Competence, Confidence, Support and Service

	Grade 6		Grade 8		Grade 11	
	County	State	County	State	County	State
I can work out my problems.	80.9	84.9	75.5	83.4	87.8	89.1
I can do most things if I try.	71.4	77.1	79.0	82.7	86.4	89.6
There is at least one teacher or other adult in my school that really cares about me.	75.7	75.0	59.1	64.4	59.2	69.4
I volunteer to help others in my community.	62.7	61.9	42.4	50.0	53.4	55.6

Positive Youth Development - Grade 6 Jefferson County

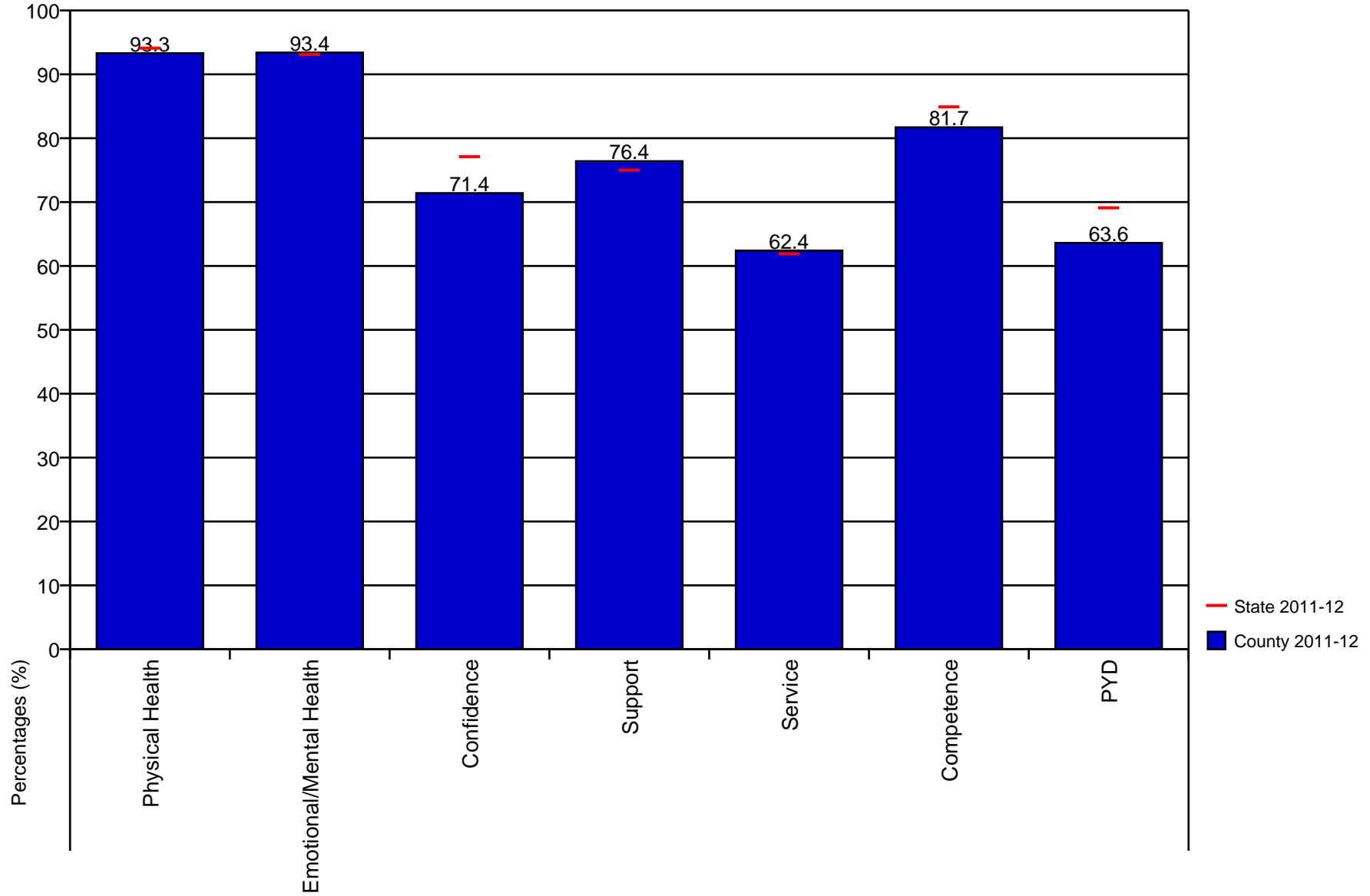


Figure 8: Positive Youth Development - Grade 6

Positive Youth Development - Grade 8 Jefferson County

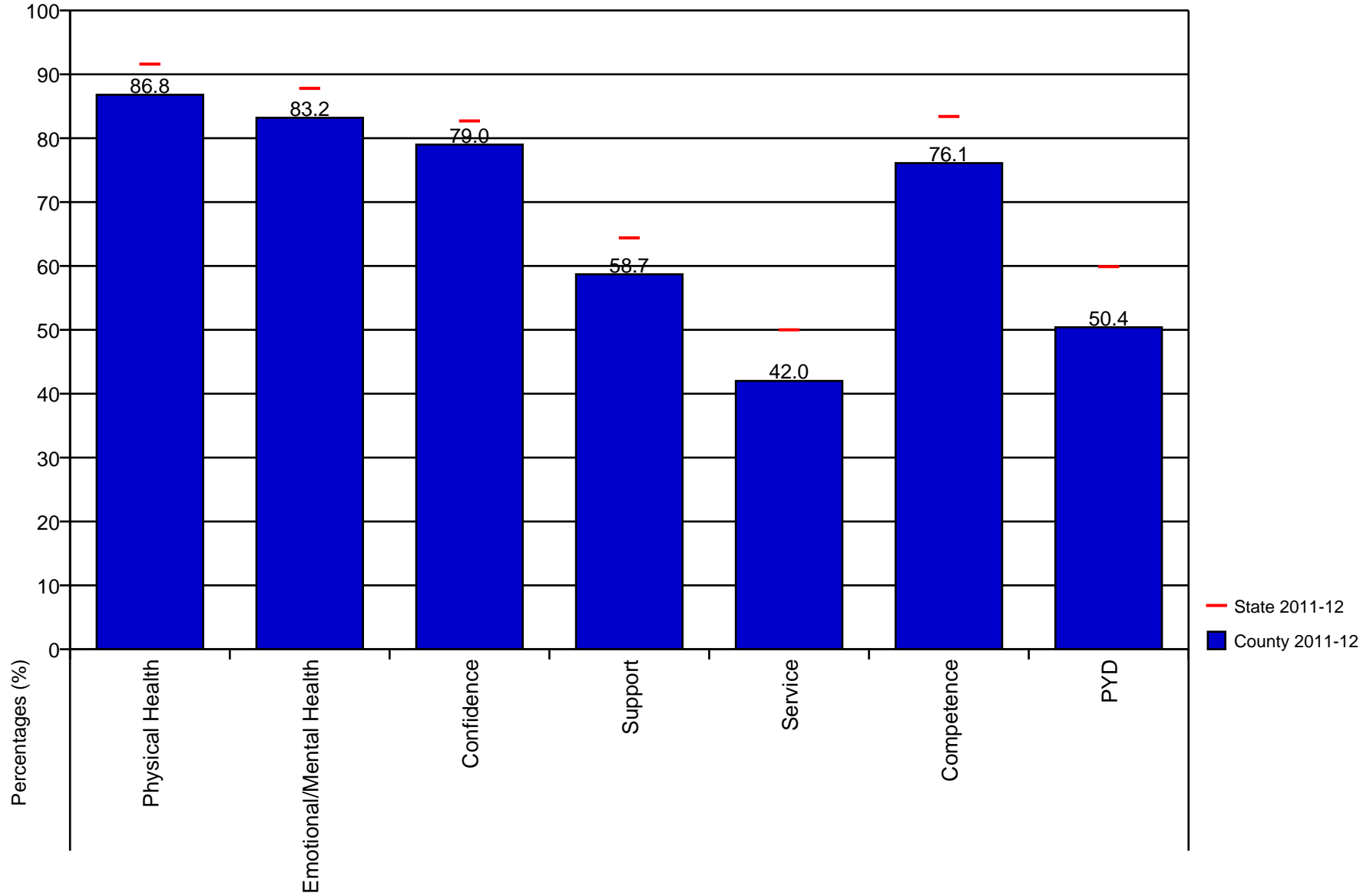


Figure 9: Positive Youth Development - Grade 8

Positive Youth Development - Grade 11
Jefferson County

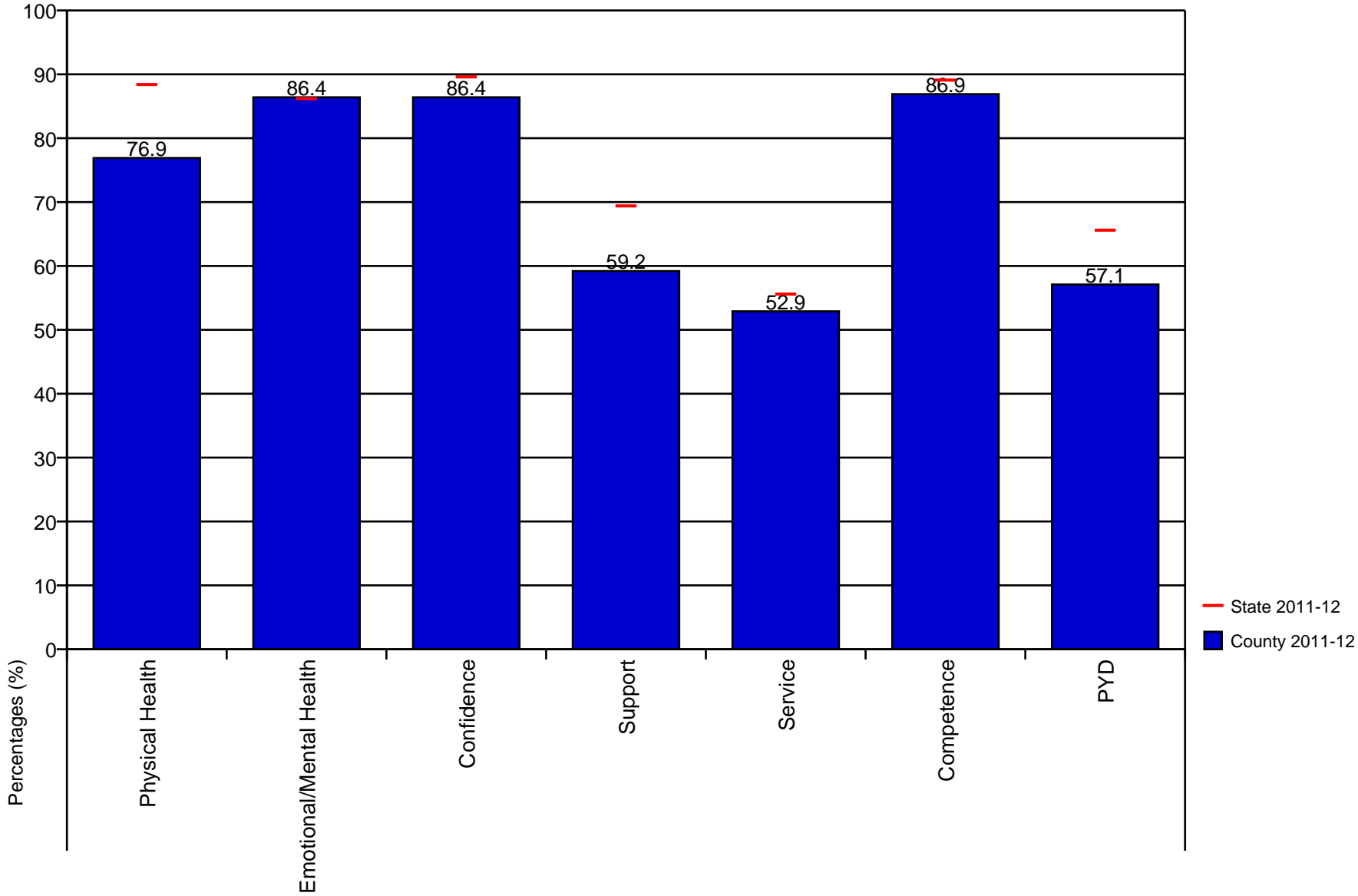


Figure 10: Positive Youth Development - Grade 11

4 MENTAL AND EMOTIONAL HEALTH

Good mental and emotional health makes it easier for youth to establish constructive interpersonal relationships, succeed in school and make a successful transition into the workforce. Depression and psychological distress can interfere with the development of positive teacher and peer relationships. Youth with depression or high levels of psychological distress may find it difficult to focus on academics. They are more likely to smoke, drink alcohol or use other drugs and they are at increased risk of suicide.

The *Oregon Student Wellness Survey* asks questions about emotional and mental health, depression, suicide thoughts and suicide attempts. The survey also asks a series of five questions known as the Mental Health Inventory (MHI-5). When responses for all five are considered together, the result is an estimate of the level of psychological distress that youth are experiencing. MHI-5 scores range from five to 30. Scores of 21 or higher are an indication that youth may be experiencing a mental health concern that requires further assessment.

4.1 Psychological Distress

This table shows the percentage of students with high levels of psychological distress during the past 30 days based on an MHI-5 score of 21 or higher.

Table 18: Psychological Distress

	Grade 6		Grade 8		Grade 11	
	County	State	County	State	County	State
Below MHI-5 cutoff	94.8	94.1	89.3	91.6	87.4	91.7
At or above MHI-5 cutoff	5.2	5.9	10.7	8.4	12.6	8.3

The following table contains data on each of the five Mental Health Inventory questions. This series of questions asks about how the student was feeling during the past 30 days. The table reports the percentage of students that indicated "a good bit of the time," "most of the time", or "all of the time."

Table 19: MHI-5 Questions

	Grade 6		Grade 8		Grade 11	
	County	State	County	State	County	State
Been a happy person?	85.8	84.0	74.0	78.3	77.9	77.3
Felt calm and peaceful?	76.1	69.7	66.0	62.4	62.5	60.3
Been a very nervous person?	34.7	24.7	29.0	23.5	34.0	26.5
Felt downhearted and blue?	24.2	18.6	22.2	21.3	32.4	21.8
Felt so down in the dumps that nothing could cheer you up?	23.5	14.0	20.5	14.7	19.4	13.1

4.2 Depression and Suicide Ideation

Suicide is the second leading cause of death among Oregon youth aged 10-24. Depression is the most common underlying cause of suicide. The following table reports the percentage of students that had signs of depression, thoughts about suicide, or actually attempted suicide during the last 12 months.

Table 20: Depression and Suicide Ideation

	Grade 6		Grade 8		Grade 11	
	County	State	County	State	County	State
Did you ever feel so sad or hopeless almost every day for two weeks or more in a row that you stopped doing some usual activities?	25.4	19.3	27.6	22.7	19.6	27.9
Did you ever seriously consider attempting suicide?	13.0	9.0	12.5	15.8	9.6	15.1
Actually attempted suicide?	16.4	5.2	10.3	8.0	6.8	6.0

Psychological Distress, Depression and Suicide

Jefferson County

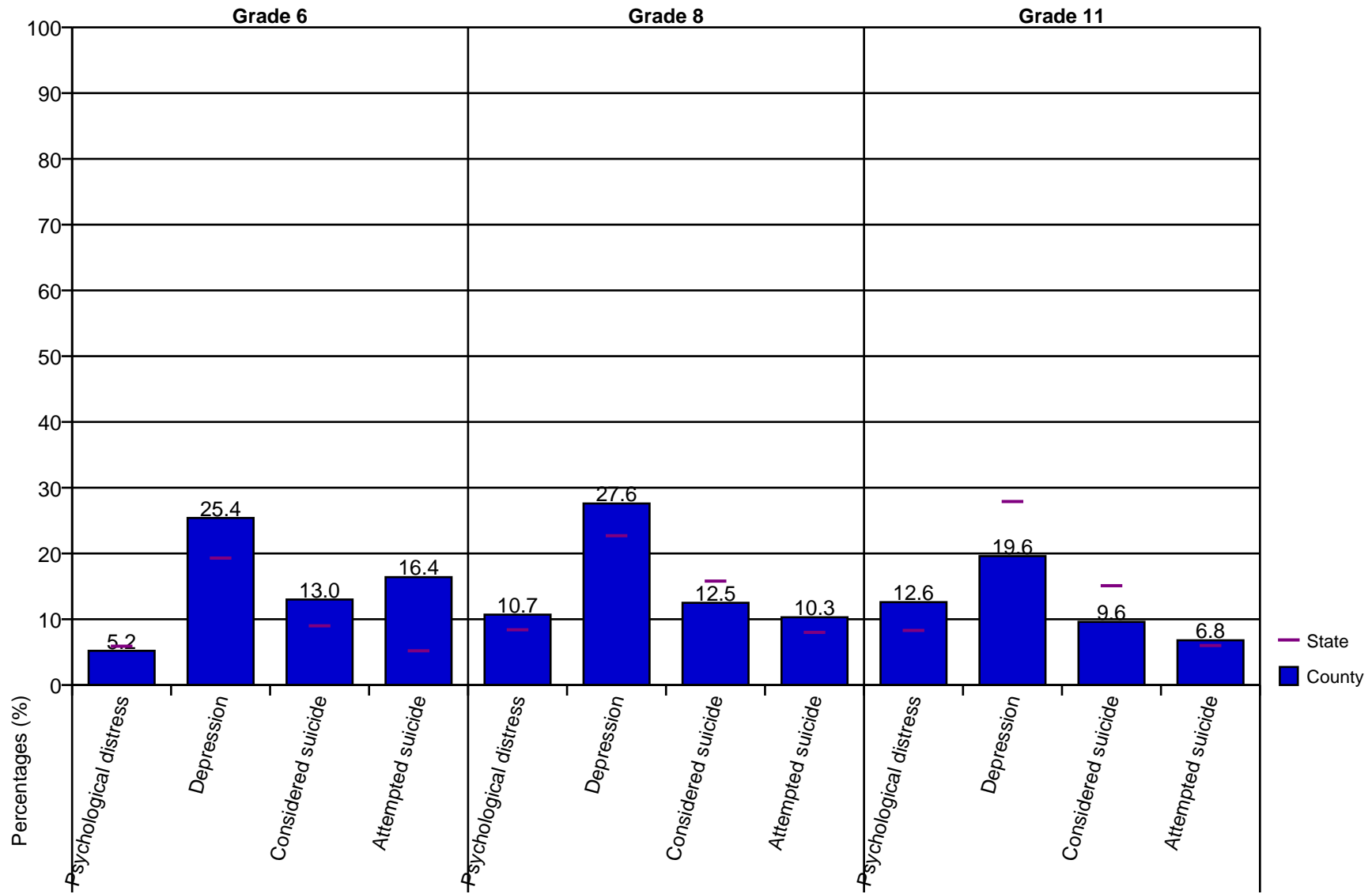


Figure 11: Psychological Distress, Depression and Suicide

5 PROBLEM GAMBLING

Students today are increasingly being exposed to gambling opportunities - on the Internet, in the community, at home and even at church - so it's no surprise that problems associated with gambling are being seen in youth. It's generally not perceived nor treated as risky, yet research shows that youth who gamble are much more likely to engage in other risky behaviors such as drinking, smoking and using drugs and some of them will go on to develop serious gambling problems.

The adolescent brain is developmentally inclined towards risk, minimal consideration of consequences, preference for stimulation and novelty, all of which gambling offers in abundance.

The *Oregon Student Wellness Survey* asks a series of questions that address and measure various gambling activities. Students were asked questions regarding the types of gambling they participated in, their feelings about being involved in gambling and the degree to which parents and teachers have communicated to the students the risks involved in engaging in this particular activity.

Gambling can be addictive, yet most youth and parents treat it as harmless entertainment. The following tables and charts contain data on gambling questions. These percentages are provided by grade level and statewide data are included for comparison purposes. For more information on youth gambling in Oregon, including more data and educational resources, go to www.problemgamblingprevention.org

5.1 Types of Gambling in the Past 30 Days

Gambling involves betting anything of value (money, a watch, soda, etc.) on a game or event. The following table shows the percentage of students that participated in these types of gambling in the last 30 days.

Table 21: Types of Gambling in the Past 30 Days

	Grade 6		Grade 8		Grade 11	
	County	State	County	State	County	State
I did not gamble during the last 30 days.	43.4	66.8	53.1	63.1	66.3	65.7
Playing lottery ticket/Powerball/Megabucks	2.3	4.1	4.7	5.9	9.6	5.9
Playing dice or coin flips.	15.6	10.7	12.2	11.0	9.6	6.5
Playing cards (poker, etc.).	7.0	9.1	12.2	12.8	13.5	11.5
Betting on a sports team.	14.1	12.3	20.3	16.6	22.1	14.2
Betting on games of personal skill (bowling, video games, dares, etc.).	21.9	14.1	22.3	18.2	14.4	15.1
Gambling on the Internet for free or with money.	0.8	2.3	3.4	4.0	1.0	3.9
Playing Bingo for money.	7.0	3.9	8.1	3.8	6.7	2.1
Other.	15.6	10.9	16.3	14.0	14.4	10.0

Percentages exclude missing answers.

5.2 Risk of Problem Gambling

Most youth don't have large sums of money to spend on gambling, so this measure must be looked at within that context. The fact that youth are spending any money on a potentially addictive behavior is of concern, and some youth spend significant amounts on it. Even those who spend a small amount of money are still "spending" time and attention on gambling at the expense of other activities and responsibilities. By the time they get into college, where problem gambling rates are among the highest and the average college student gets 25 credit card solicitations a year, some youth have developed seemingly innocent gambling habits that will cost them dearly.

The following table shows the percentage of 11th grade students that reported the following signs of problem gambling in the last 12 months. The last two questions (lied about/bet more) are based on a valid and reliable problem gambling screening instrument which has been used for many years; saying yes to either of these is highly correlated to a potential gambling problem and indicates a need for further assessment by a trained counselor.

Table 22: Signs of Problem Gambling

	Grade 6		Grade 8		Grade 11	
	County	State	County	State	County	State
Felt bad about the amount you bet, or about what happens when you bet money	13.2	3.4	5.7	2.9	2.9	2.4
Felt that you would like to stop betting money but didn't think you could	9.4	3.1	2.2	2.0	1.0	1.3
Lied to anyone about betting/gambling	8.5	4.5	7.0	5.4	3.9	3.9
Bet/gambled more than you wanted to	11.3	4.1	7.7	5.4	5.0	5.1

5.3 Communication about the Risks of Gambling

Table 23: Communication About the Risks of Gambling

	Grade 6		Grade 8		Grade 11	
	County	State	County	State	County	State
Parents have talked to you about the risks of betting/gambling	50.0	50.9	41.5	46.3	37.3	35.6
Teachers have talked to you about the risks of betting/gambling	37.6	21.2	15.5	22.3	23.8	18.7

Gambling - Grade 6
Jefferson County

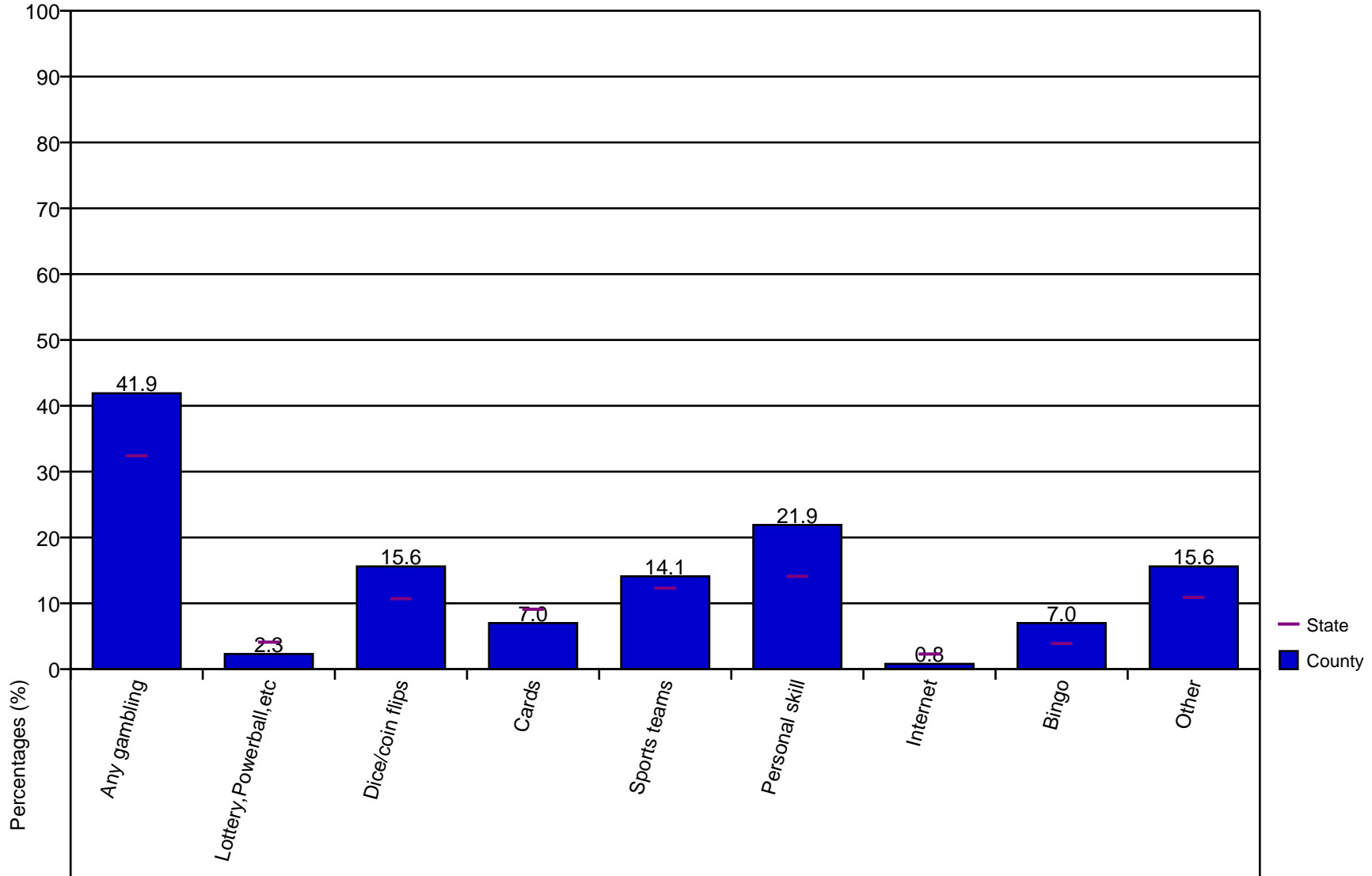


Figure 12: Gambling - Grade 6

Gambling - Grade 8 Jefferson County

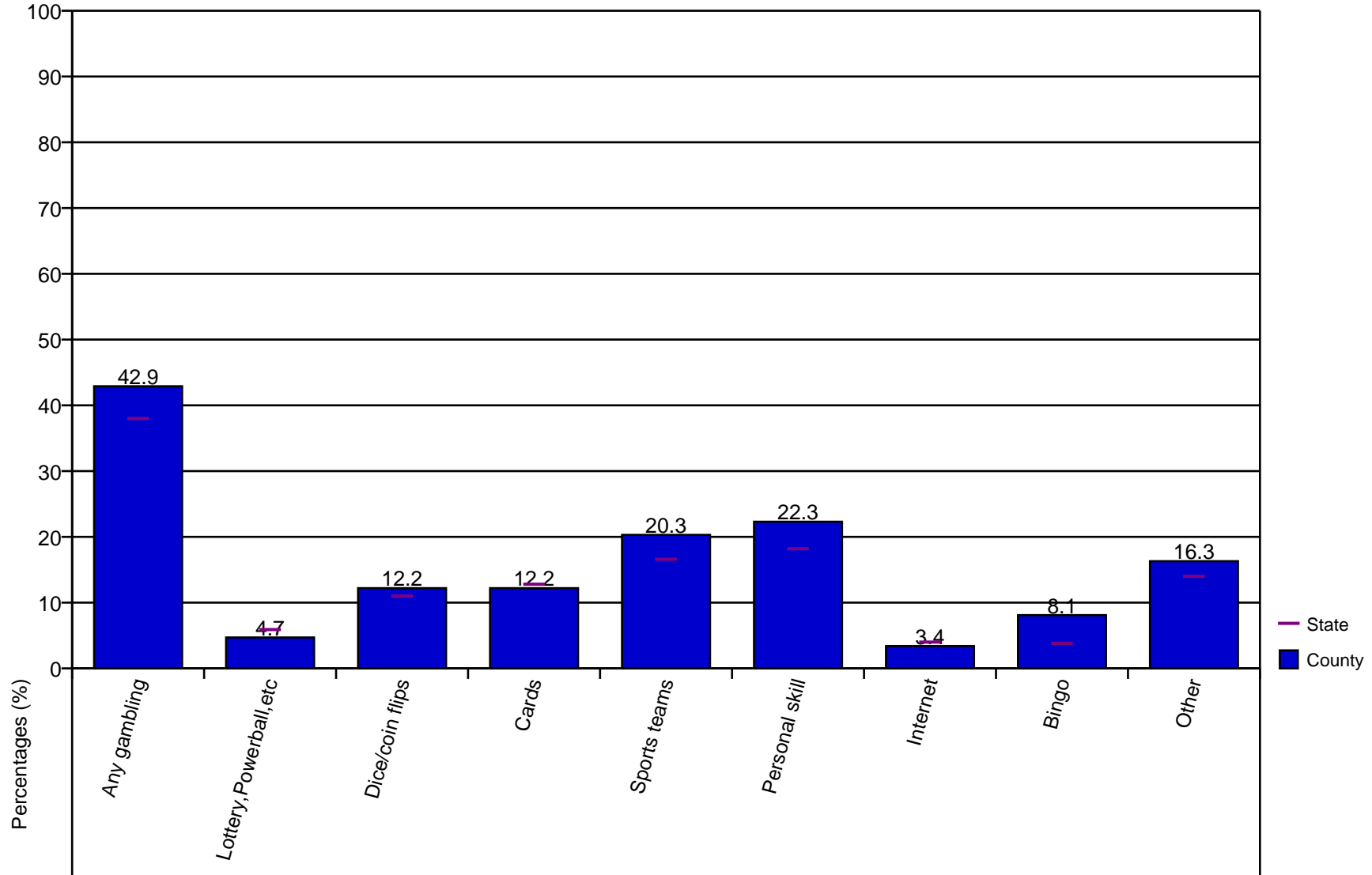


Figure 13: Gambling - Grade 8

Gambling - Grade 11 Jefferson County

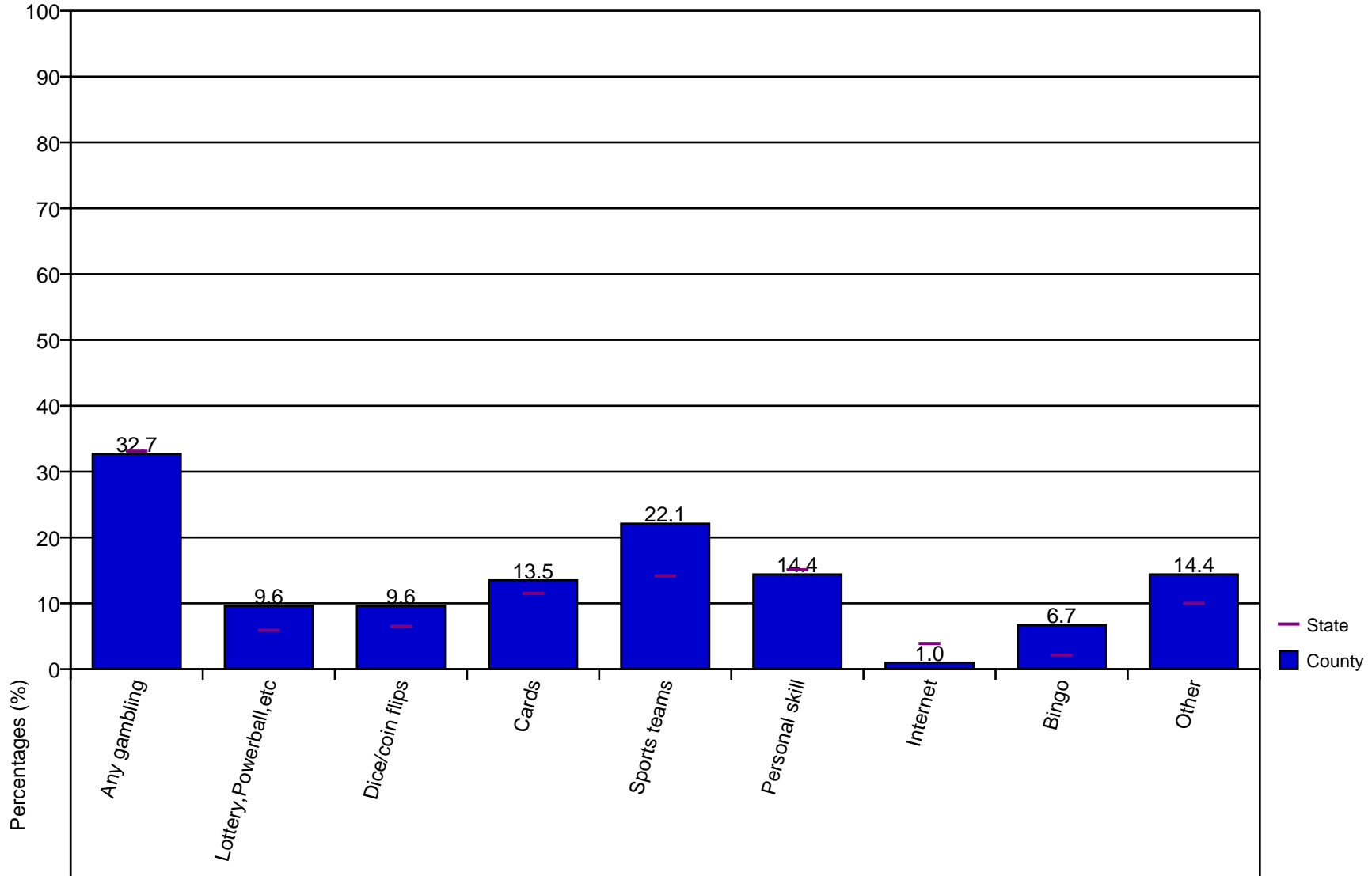


Figure 14: Gambling - Grade 11

Signs of Problem Gambling

Jefferson County

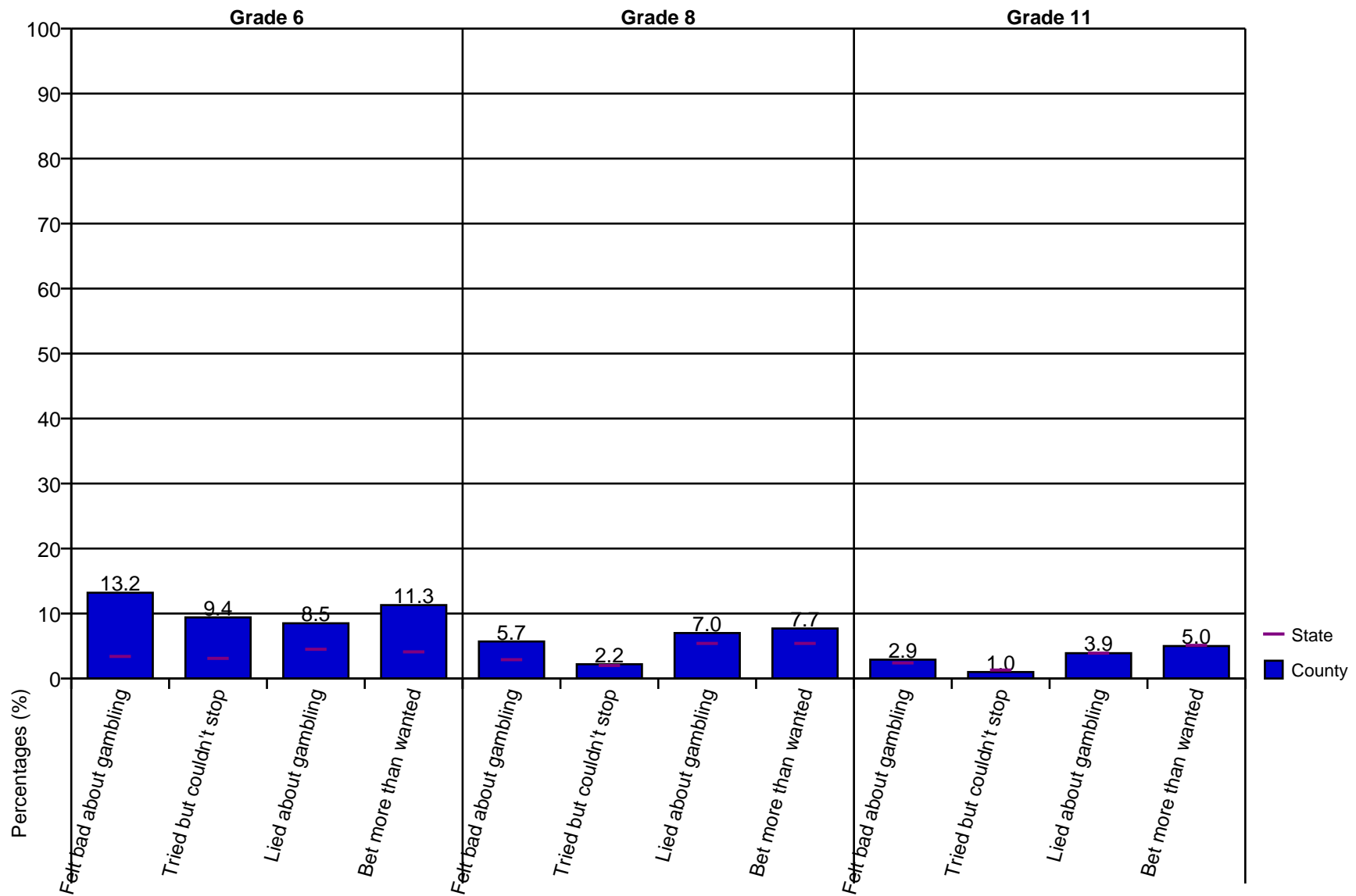


Figure 15: Signs of Problem Gambling

6 SUBSTANCE USE

During the elementary school years, most children express anti-drug, anti-crime and pro-social attitudes and have difficulty imagining why people use drugs. However, in middle school, as more youth are exposed to others who use cigarettes, alcohol or other drugs, their attitudes often shift toward greater acceptance of these behaviors. Typically, by 11th grade, most students have tried alcohol, and many have tried marijuana, cigarettes or other tobacco products.

6.1 Abstinence from Substance Use

The following table shows the percent of students that have never used these substances.

Table 24: Abstinence from Substance Use

	Grade 6		Grade 8		Grade 11	
	County	State	County	State	County	State
Never smoked a whole cigarette	91.2	96.8	83.3	88.4	65.7	76.2
Never used other tobacco products	93.0	97.7	91.6	91.9	72.3	77.9
Never had more than a sip or two of alcohol	73.3	75.6	56.2	56.0	37.9	29.9
Never tried marijuana	91.2	97.2	81.9	84.2	58.8	58.1

Percentages exclude missing answers.

6.2 Substance Use in the Past 30 Days

The table below provides the percentage of students that used one or more times in the past 30 days.

Table 25: Substance Use in the Past 30 Days

	Grade 6		Grade 8		Grade 11	
	County	State	County	State	County	State
Smoked cigarettes	7.0	1.5	5.5	5.6	13.0	11.9
Used other tobacco products	5.3	0.9	3.5	3.7	9.0	9.7
Used a hookah for tobacco	0.0	0.0	0.0	0.0	3.0	10.4
Had at least one drink of alcohol	11.0	6.7	16.4	19.6	32.0	35.9
Had 5 or more drinks of alcohol in a row, that is, within a couple of hours	5.1	1.7	8.9	8.1	23.3	21.4
Used marijuana	6.2	1.5	6.1	8.7	17.3	21.8
Sniffed glue, breathed the contents of aerosol spray cans, or any paints or sprays to get high	9.1	6.7	4.2	5.6	0.0	1.8
Used prescription drugs (without a doctor's orders)	4.5	1.7	4.2	4.5	3.0	8.4
Any illicit drug use including marijuana, cocaine, ecstasy, heroin, hallucinogens or methamphetamines)	7.8	1.8	6.1	9.0	17.3	22.2
Any illicit drug use including cocaine, ecstasy, heroin, hallucinogens or methamphetamines)	3.9	0.6	0.7	1.8	2.9	3.3

Percentages exclude missing answers.

Alcohol, Tobacco and Other Drug Use - Grade 6

Jefferson County

Past 30 Days

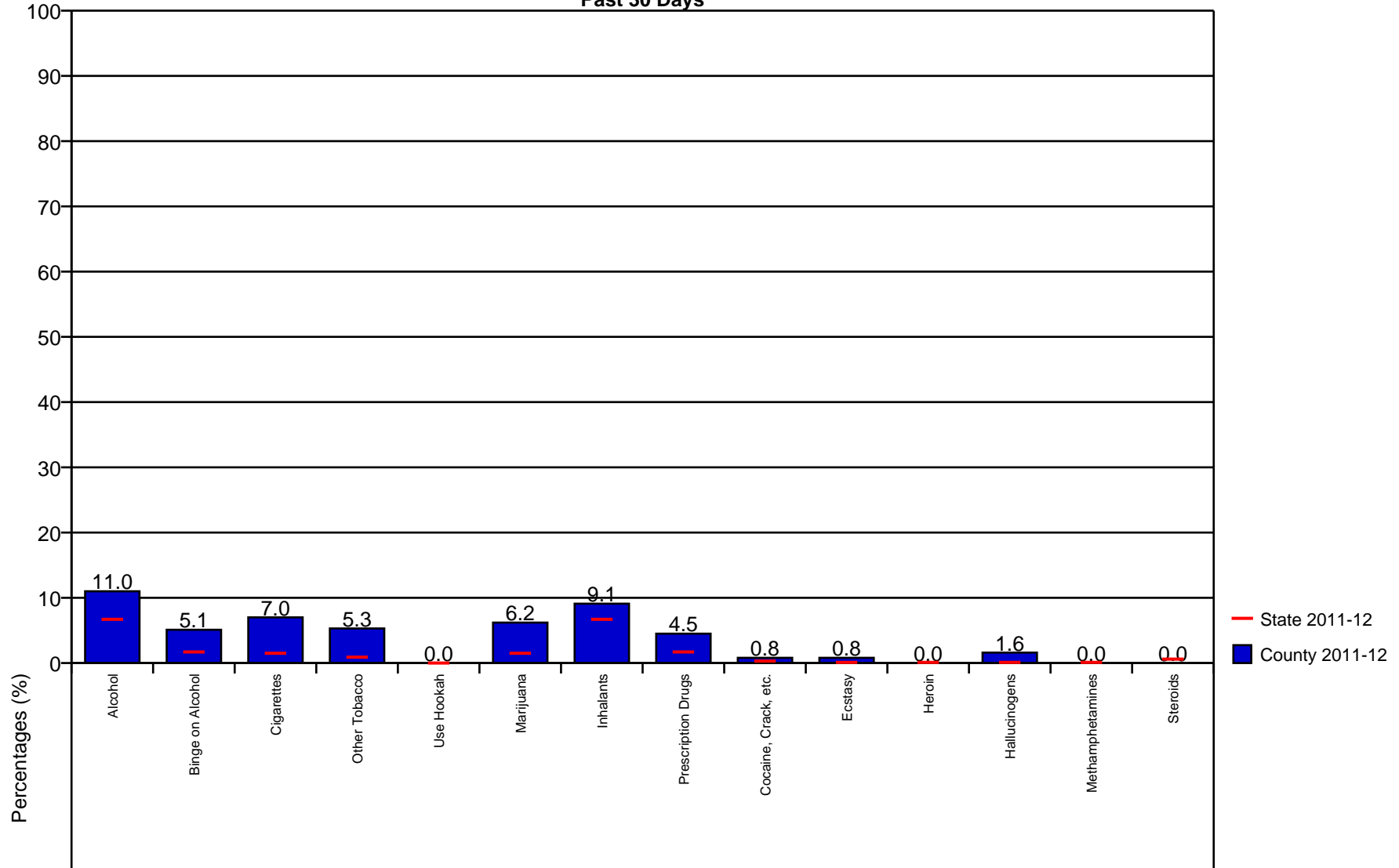


Figure 16: Alcohol, Tobacco and Other Drug Use - Grade 6

Alcohol, Tobacco and Other Drug Use - Grade 8

Jefferson County

Past 30 Days

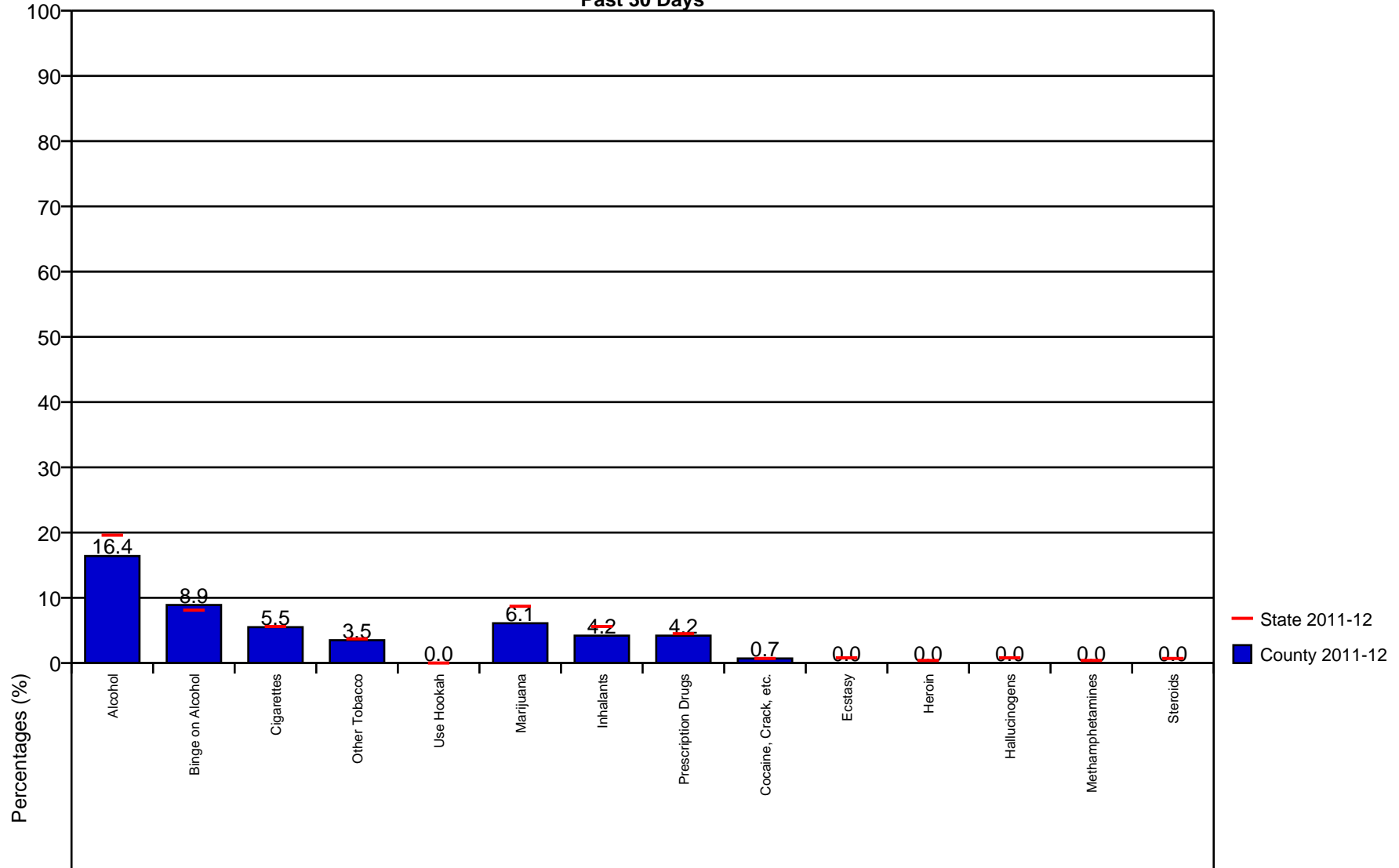


Figure 17: Alcohol, Tobacco and Other Drug Use - Grade 8

Alcohol, Tobacco and Other Drug Use - Grade 11

Jefferson County

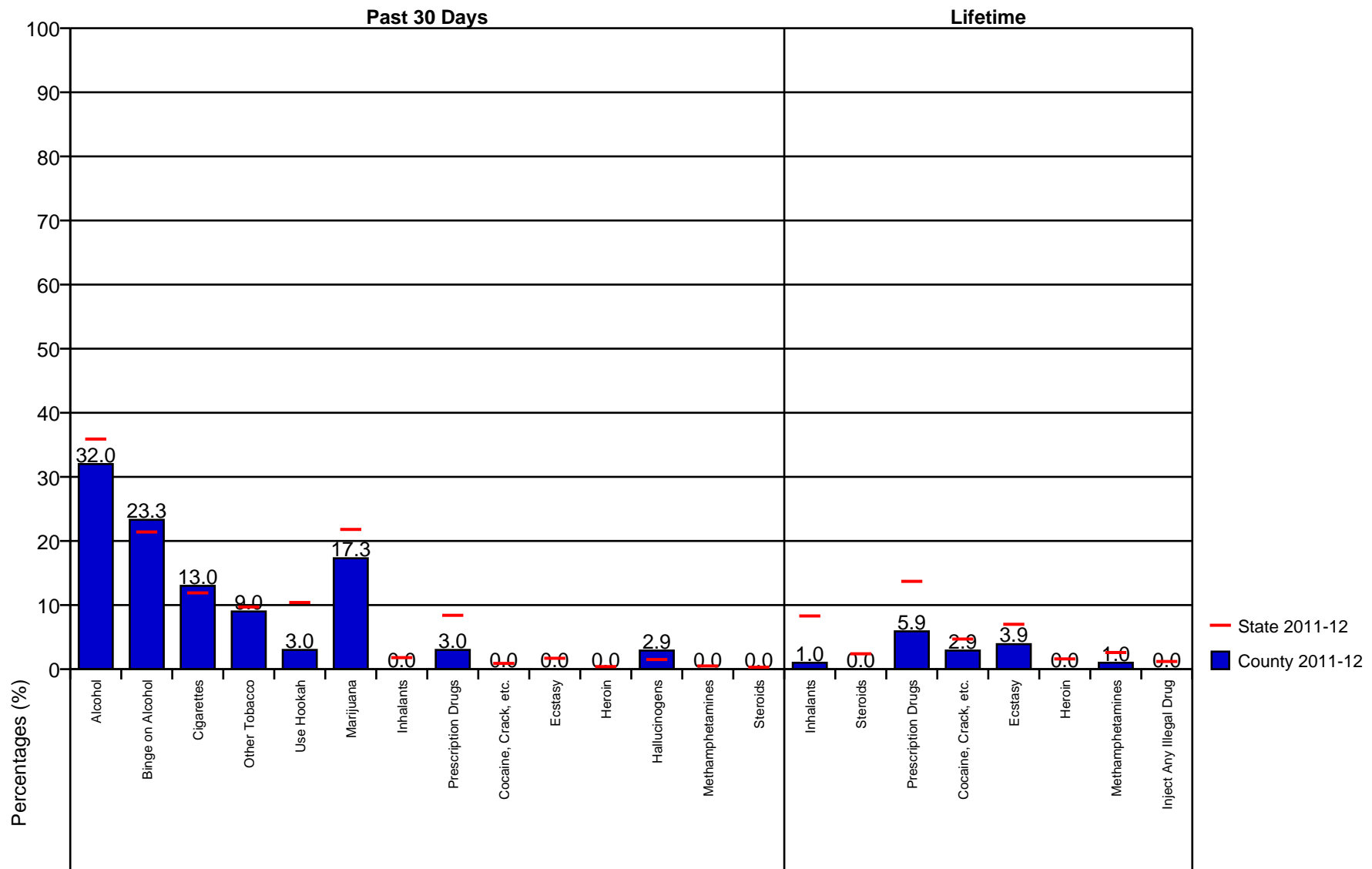


Figure 18: Alcohol, Tobacco and Other Drug Use - Grade 11

6.3 Norms About Alcohol Use

“Everybody’s doing it!” is a refrain commonly heard by parents and believed by far too many youth in Oregon. The Student Wellness Survey provides information about alcohol norms. A series of questions allow the comparison of actual alcohol-related behaviors to what youth think most students are doing.

Correcting misperceptions is essential to establishing new, healthy norms about underage drinking.

The table below provides the percentage of students that responded one or more times in the past 30 days.

Table 26: Alcohol Use in the Past 30 Days

	Grade 6		Grade 8		Grade 11	
	County	State	County	State	County	State
Had at least one drink of alcohol	11.0	6.7	16.4	19.6	32.0	35.9
Think most students had at least one drink of alcohol	57.4	43.5	74.5	64.5	80.4	87.6
Had 5 or more drinks of alcohol in a row, that is, within a couple of hours	5.1	1.7	8.9	8.1	23.3	21.4
Think most students had 5 or more drinks of alcohol in a row	33.0	21.3	58.3	42.8	75.0	76.4
Rode in a vehicle driven by a parent or other adult who had been drinking	21.4	11.0	13.4	14.5	16.5	15.5
Think most students rode in a vehicle driven by a parent or other adult who had been drinking	50.0	27.5	42.3	36.3	45.1	52.3

Percentages exclude missing answers.

The table below provides the percentage of students that responded “wrong” or “very wrong”

Table 27: Attitudes about Drinking

	Grade 6		Grade 8		Grade 11	
	County	State	County	State	County	State
How wrong do you think it is for someone your age to have one or two drinks of an alcohol beverage nearly every day?	91.0	93.4	80.0	83.2	73.8	70.7
How wrong do you believe most students in your school think it is for someone their age to have one or two drinks of an alcoholic beverage nearly every day?	91.8	87.2	72.7	70.7	48.0	47.4

Percentages exclude missing answers.

6.4 Factors Associated with Initiation of Substance Use

This section reports on a variety of factors associated with initiation of substance use. Easy availability, attitudes about use, perceptions about the risk of harm from use and communication about substance use all influence whether young people choose to use tobacco, alcohol or other drugs.

6.5 Availability

Adolescents that report easy availability of cigarettes, alcohol, marijuana, and other illegal drugs are more likely to use these substances. Research has shown that legal restrictions on alcohol and tobacco use, such as raising the legal drinking age, restricting smoking in public, and increased taxation have been followed by decreases in consumption.

The table below shows the percentage of students that said it would be "easy" or "very easy" for the student to...

Table 28: Availability

	Grade 6		Grade 8		Grade 11	
	County	State	County	State	County	State
Get some cigarettes?	13.9	15.2	37.6	32.4	65.3	63.6
Get some beer, wine, or hard liquor (for example, vodka, whiskey, or gin)?	11.9	19.8	40.0	43.6	70.6	71.1
Get some marijuana?	11.8	9.2	36.8	32.8	64.1	69.3
Get a drug like cocaine, lsd, or amphetamines?	7.3	4.5	11.1	10.8	27.5	24.3

Percentages exclude missing answers.

6.6 Parental Attitude toward Substance Use

In families where parents are heavy users of alcohol, use illegal drugs or are tolerant of children's use, adolescents are more likely to engage in substance use. The risk is further increased if parents involve children in their own using behavior such as asking the child to light the parent's cigarette or get the parent a beer from the refrigerator.

The *Oregon Student Wellness Survey* asks students about how their parents would feel if the student used alcohol, cigarettes or marijuana. The table below reports the percentage of students that said their parents feel it would be "wrong" or "very wrong" for youth to...

Table 29: Parental Attitude toward Substance Use

	Grade 6		Grade 8		Grade 11	
	County	State	County	State	County	State
Wrong to smoke cigarettes	95.3	98.1	94.2	96.7	93.9	93.5
Wrong to drink beer, wine or liquor regularly	95.3	95.1	90.6	91.0	71.7	79.9
Wrong to smoke marijuana	94.5	98.0	91.1	93.7	85.9	85.1

Percentages exclude missing answers.

6.7 Student Attitude toward Substance Use

Youth who disapprove of substance use are less likely to engage in a variety of problem behaviors.

The following table shows the percentage of students that think it is "wrong" or "very wrong" for someone their age to...

Table 30: Student Attitude toward Substance Use

	Grade 6		Grade 8		Grade 11	
	County	State	County	State	County	State
Wrong to smoke one or more packs of cigarettes a day	97.3	98.1	92.0	94.7	86.1	89.0
Wrong to have one or two drinks of an alcoholic beverage nearly every day	91.0	93.4	80.0	83.2	73.8	70.7
Wrong to try marijuana or hashish once or twice	91.0	93.5	75.2	74.8	56.9	43.6
Wrong to use marijuana or hashish once a month or more	89.3	94.8	77.4	80.5	68.7	52.8

Percentages exclude missing answers.

6.8 Perceived Risk of Harm

Students who perceive cigarette, alcohol or marijuana use are risky are less likely to engage in use.

The following table reports the percentage of students that think there is "moderate risk" or "great risk" of harming themselves (physically or in other ways).

Table 31: Perceived Risk of Harm

	Grade 6		Grade 8		Grade 11	
	County	State	County	State	County	State
Smoking one or more packs of cigarettes per day is risky	63.2	81.1	80.9	85.5	74.5	87.1
Taking one or two drinks of an alcoholic beverage nearly every day is risky	33.9	47.4	47.9	53.7	40.8	54.6
Having five or more drinks of an alcoholic beverage once or twice a week is risky	55.3	65.6	64.3	72.6	68.9	76.0
Trying marijuana once or twice is risky	43.4	55.5	41.1	46.5	35.0	25.6
Smoking marijuana once or twice a week is risky	60.7	74.7	60.7	70.2	52.5	51.7

Percentages exclude missing answers.

6.9 Communication about Substance Use

The table below shows the percentage of students that recall communication about substance use during the past 12 months.

Table 32: Communication about Substance Use

	Grade 6		Grade 8		Grade 11	
	County	State	County	State	County	State
Talked with at least one of your parents about the dangers of tobacco, alcohol, or drug use	50.9	62.3	55.1	67.2	68.7	70.0
Had a special class about drugs or alcohol in school	74.8	42.0	44.9	53.5	34.7	47.8
Recall hearing, reading, or watching an advertisement about prevention of substance abuse	43.5	44.4	50.4	60.6	65.3	78.4

Percentages exclude missing answers.

7 DRUG FREE COMMUNITIES CORE MEASURES

The Drug-Free Communities (DFC) Support Program, administered by the Center for Substance Abuse Prevention, requests specific data which are typically referred to as the Core Measures. Beginning in 2013 there will be a new set of Core Measures. The 2014 Student Wellness Survey will meet the new Core Measure requirements. This report reflects the 2012 Core Measure requirements. At this time, grantees are required to report on three drug categories: tobacco, alcohol and marijuana. A number of Oregon DFCs focus on other substances, so this report also includes 30-day use data for binge drinking, prescription drugs, methamphetamines, and any illicit drugs other than marijuana.

Data in the tables that follow are provided by grade level. For each drug, and at each grade level, the percentage of students who responded positively to the question and the number of students who responded to the question are reported. For Average Age of Onset, the average age of first use in years and the number of students using is reported. The possible responses to this question range from 10 or under to 17 or older. The table shows the average age of onset of use by those students who answered the question with a response other than "never used."

7.1 30 Day Use

Table 33: 30 Day Use

	Grade 6		Grade 8		Grade 11	
	N	Pct	N	Pct	N	Pct
Had at least one drink of alcohol	118	11.0	146	16.4	100	32.0
Had 5 or more drinks of alcohol in a row, that is, within a couple of hours	118	5.1	146	8.9	103	23.3
Smoked cigarettes	114	7.0	145	5.5	100	13.0
Used marijuana	129	6.2	147	6.1	104	17.3
Used prescription drugs (without a doctor's orders)	111	4.5	143	4.2	101	3.0
Used methamphetamines (also called speed, crystal, crank or ice)	129	0.0	148	0.0	104	0.0

7.2 Perception of Moderate or Great Risk

Table 34: Perception of Moderate or Great Risk

	Grade 6		Grade 8		Grade 11	
	N	Pct	N	Pct	N	Pct
If they take one or two drinks of an alcoholic beverage (beer, wine, liquor) nearly every day?	114	34.2	141	48.2	103	40.8
If they smoke one or more packs of cigarettes per day?	114	63.2	141	80.1	101	75.2
If they smoke marijuana once or twice a week?	112	60.7	139	61.2	101	52.5

Percentages exclude missing answers.

7.3 Parents Feel It Would Be Wrong or Very Wrong

Table 35: Parents Feel It Would Be Wrong or Very Wrong

	Grade 6		Grade 8		Grade 11	
	N	Pct	N	Pct	N	Pct
Drink beer, wine, or liquor (for example, vodka, whiskey, or gin) regularly (at least once or twice a month)?	107	94.4	137	90.5	99	71.7
Smoke cigarettes?	108	94.4	136	94.1	100	94.0
Smoke marijuana?	109	93.6	136	90.4	99	85.9

Percentages exclude missing answers.

7.4 Average Age (in years) of Onset

Table 36: Average Age (in years) of Onset

	Grade 6		Grade 8		Grade 11	
	N	Age	N	Age	N	Age
Smoked a whole cigarette	114	10.5	144	11.2	102	13.4
Had more than a sip or two of alcohol	116	9.1	144	11.0	103	13.8
Tried marijuana	114	9.8	144	11.2	102	14.4

Percentages exclude missing answers.

8 HEIGHT, WEIGHT & BODY MASS INDEX (BMI)

The 11th grade version of the *Oregon Student Wellness Survey* contains questions about height and weight. Information from these questions are broken down by sex rather than by grade. From these questions it is possible to calculate a Body Mass Index (BMI) and to classify students on a percentile rankings, based on previous CDC analysis, as being either underweight (less than 5th percentile), healthy weight (5th percentile to less than 85th percentile), overweight (85th to less than 95th percentile) or obese (greater than or equal to 95th percentile). This information is detailed in the following tables.

Table 37: Average Weight

	Female		Male	
	N	Pounds	N	Pounds
Average	43	151.8	41	166.0

Percentages exclude missing answers.

Table 38: Average Height

	Female		Male	
	N	Inches	N	Inches
Average	51	64.0	48	69.6

Percentages exclude missing answers.

Table 39: BMI Categories

	Female		Male	
	N	Pct	N	Pct
Underweight			1	2.3
Healthy Weight	25	56.8	29	65.9
Overweight	9	20.5	5	11.4
Obese	10	22.7	9	20.5

Percentages exclude missing answers.

Table 40: How do you describe your weight?

	Female		Male	
	N	Pct	N	Pct
Very underweight				
Slightly underweight	1	1.9	10	20.0
About the right weight	25	47.2	22	44.0
Slightly overweight	19	35.8	14	28.0
Very overweight	8	15.1	4	8.0

Percentages exclude missing answers.

Table 41: What Are You Trying To Do About Your Weight?

	Female		Male	
	N	Pct	N	Pct
Lose weight	32	60.4	20	40.0
Gain weight	1	1.9	8	16.0
Stay the same weight	10	18.9	9	18.0
I am not trying to do anything about my weight	10	18.9	13	26.0

Percentages exclude missing answers.

Table 42: During the past 30 days, did you go without eating for 24 hours or more to lose weight or to keep from gaining weight?

	Female		Male	
	N	Pct	N	Pct
Yes	5	9.4	5	10.4
No	48	90.6	43	89.6

Percentages exclude missing answers.

Table 43: During the past 30 days, did you take diet pills, powders, or liquids to lose weight or to keep from gaining weight?

	Female		Male	
	N	Pct	N	Pct
Yes	3	5.6		
No	51	94.4	49	100.0

Percentages exclude missing answers.

Table 44: During the past 30 days, did you vomit or take laxatives to lose weight or to keep from gaining weight?

	Female		Male	
	N	Pct	N	Pct
Yes	4	7.5	4	8.0
No	49	92.5	46	92.0

Percentages exclude missing answers.

A FREQUENCY DISTRIBUTION TABLES

This section contains frequency distribution tables for all of the questions found on the 2012 *Oregon Student Wellness Survey*. Two versions of the survey were used, one for 6th and 8th grades and another for the 11th grade. The 6th and 8th grade survey consisted of a subset of the questions found on the 11th grade version. In order to provide results that spanned all grade levels in a single report, the data for questions that did not appear on the 6th and 8th grade version were coded as missing.

A.1 Frequency Distribution Tables

A.1.1 Demographics

Table 45: How old are you?

	Grade 6		Grade 8		Grade 11	
	County	State	County	State	County	State
10 or younger	0.8	0.3				
11 years old	50.8	42.4		0.0		
12 years old	38.3	55.2	1.4	0.3		
13 years old	10.2	2.0	49.3	42.5		
14 years old			46.6	55.1		0.0
15 years old			2.7	2.1		0.3
16 years old					37.5	43.9
17 years old					59.6	53.7
18 years old					2.9	2.1
19 years old or older						
N of Valid	128	18,824	148	21,331	104	15,330
N of Miss	1	61	0	37	0	28

Table 46: What is your sex?

	Grade 6		Grade 8		Grade 11	
	County	State	County	State	County	State
Female	57.5	50.0	47.9	50.2	51.0	48.8
Male	42.5	50.0	52.1	49.8	49.0	51.2
N of Valid	127	18,758	146	21,233	104	15,280
N of Miss	2	127	2	135	0	78

Table 47: Which of the following best describes you?

	Grade 6		Grade 8		Grade 11	
	County	State	County	State	County	State
Heterosexual (straight)					97.1	91.9
Gay or lesbian						1.3
Bisexual					2.9	4.6
I wonder/think I'm transgendered						0.6
Not sure						1.7
N of Valid	0	0	0	0	104	15,228
N of Miss	129	18,885	148	21,368	0	130

**This was not asked in grades 6 and 8.*

Table 48: In what grade are you?

	Grade 6		Grade 8		Grade 11	
	County	State	County	State	County	State
6th	100.0	100.0				
7th						
8th			100.0	100.0		
9th						
10th						
11th					100.0	100.0
12th						
N of Valid	129	18,885	148	21,368	104	15,358
N of Miss	0	0	0	0	0	0

Table 49: What is your race?

	Grade 6		Grade 8		Grade 11	
	County	State	County	State	County	State
American Indian or Alaska Native	17.0	4.9	15.9	3.2	16.9	2.5
Asian	2.0	6.6	0.9	6.4	1.2	5.1
Black or African American	2.0	3.7	1.9	3.1	3.6	2.8
Native or Other Pacific Islander	15.0	4.0	15.0	3.5		2.6
White	48.0	69.5	54.2	72.2	62.7	78.2
Multiracial	16.0	11.3	12.1	11.6	15.7	8.7
N of Valid	100	16,365	107	18,845	83	14,012
N of Miss	28	2,521	41	2,522	21	1,346

Table 50: Are you Hispanic or Latino/Latina?

	Grade 6		Grade 8		Grade 11	
	County	State	County	State	County	State
Yes	40.7	22.8	43.4	21.1	45.2	18.6
No	59.3	77.2	56.6	78.9	54.8	81.4
N of Valid	123	17,702	145	20,337	104	15,091
N of Miss	6	1,184	3	1,032	0	267

Table 51: What is the language you use most often at home?

	Grade 6		Grade 8		Grade 11	
	County	State	County	State	County	State
English	73.8	84.0	72.8	85.9	76.9	87.9
Russian	1.6	1.0		1.2	3.8	0.9
Spanish	19.0	11.0	23.8	8.3	15.4	7.6
Vietnamese		1.2		1.4		0.5
A tribal language	4.8	0.2	2.7	0.4		0.4
Another language	0.8	2.6	0.7	2.8	3.8	2.6
N of Valid	126	18,272	147	20,675	104	15,161
N of Miss	2	613	1	693	0	196

A.1.2 Transitions and Mobility

Table 52: Have you changed schools (including changing from elementary to middle and middle to high school) in the past year?

	Grade 6		Grade 8		Grade 11	
	County	State	County	State	County	State
Yes	80.2	64.6	32.9	23.2	12.7	17.7
No	19.8	35.4	67.1	76.8	87.3	82.3
N of Valid	126	18,446	143	21,074	102	15,279
N of Miss	2	440	5	294	3	80

Table 53: How many times have you changed homes since kindergarten?

	Grade 6		Grade 8		Grade 11	
	County	State	County	State	County	State
Never	26.2	35.9	22.3	28.9	19.4	25.8
1 or 2 times	31.7	32.4	33.1	33.0	29.1	33.0
3 or 4 times	24.6	19.0	22.3	20.2	27.2	20.4
5 or 6 times	4.8	7.6	11.5	9.7	9.7	10.5
7 or more times	12.7	5.2	10.8	8.2	14.6	10.3
N of Valid	126	18,570	148	21,181	103	15,276
N of Miss	3	316	1	188	0	83

A.2 School Climate

A.2.1 Academic Performance

Table 54: Putting them all together, what were your grades like last year?

	Grade 6		Grade 8		Grade 11	
	County	State	County	State	County	State
Mostly A's	48.8	45.6	30.1	43.0	25.0	34.7
Mostly B's	32.5	38.0	30.1	30.7	39.4	36.3
Mostly C's	13.0	12.5	25.3	18.2	26.9	21.8
Mostly D's	0.8	2.8	6.8	5.3	5.8	5.3
Mostly F's	4.9	1.2	7.5	2.8	2.9	2.0
N of Valid	123	17,697	146	20,783	104	15,115
N of Miss	6	1,189	2	586	0	243

A.2.2 School Commitment

Table 55: During the LAST FOUR WEEKS how many whole days of school have you missed because you skipped or "cut"?

	Grade 6		Grade 8		Grade 11	
	County	State	County	State	County	State
None	66.9	75.9	79.2	76.7	70.2	69.9
1 day	11.3	9.7	6.7	8.7	5.8	11.0
2 days	7.3	5.6	2.7	5.4	12.5	6.3
3 days	4.8	3.4	5.4	3.5	2.9	4.9
4 to 5 days	6.5	3.2	3.4	3.0	4.8	4.6
6 to 10 days	2.4	1.1	2.0	1.2	3.8	1.9
11 or more days	0.8	1.1	0.7	1.4		1.5
N of Valid	124	18,564	149	21,157	104	15,292
N of Miss	5	321	0	211	0	66

Table 56: How do you like school?

	Grade 6		Grade 8		Grade 11	
	County	State	County	State	County	State
I like school very much	22.8	22.6	9.6	11.5	7.7	8.2
I like school	47.2	40.3	30.1	37.4	27.9	37.5
I neither like nor dislike school	22.8	26.5	39.0	34.0	51.0	34.9
I dislike school	2.4	6.0	8.9	9.3	7.7	12.7
I dislike school very much	4.9	4.6	12.3	7.8	5.8	6.7
N of Valid	123	18,519	146	21,153	104	15,281
N of Miss	5	366	2	216	0	77

Table 57: How important do you think the things you are learning in school are going to be for your later life?

	Grade 6		Grade 8		Grade 11	
	County	State	County	State	County	State
Very important	58.9	54.6	37.0	34.2	24.5	19.6
Quite important	28.2	28.5	35.6	31.8	39.2	30.5
Fairly important	7.3	12.4	19.2	22.7	29.4	30.9
Slightly important	4.8	3.4	6.2	9.0	5.9	15.8
Not at all important	0.8	1.1	2.1	2.3	1.0	3.2
N of Valid	124	18,646	146	21,220	102	15,294
N of Miss	5	240	3	148	0	65

Table 58: How often do you feel that the schoolwork you are assigned is meaningful and important?

	Grade 6		Grade 8		Grade 11	
	County	State	County	State	County	State
Almost always	31.7	30.5	16.0	13.5	16.3	5.3
Often	33.3	36.1	36.8	32.9	25.0	23.2
Sometimes	31.7	25.9	35.4	37.5	37.5	44.9
Seldom	2.4	4.9	9.0	12.1	21.2	22.0
Never	0.8	2.6	2.8	4.0		4.5
N of Valid	123	18,299	144	20,986	104	15,192
N of Miss	6	587	3	382	0	165

Table 59: I have lots of chances to be part of class discussions or activities.

	Grade 6		Grade 8		Grade 11	
	County	State	County	State	County	State
Strongly agree	42.6	45.0	33.1	37.8	18.1	37.8
Somewhat agree	45.9	45.5	54.5	50.3	66.7	51.5
Somewhat disagree	9.0	7.0	10.3	9.4	12.4	8.7
Strongly disagree	2.5	2.5	2.1	2.4	2.9	2.0
N of Valid	122	18,363	145	21,095	105	15,253
N of Miss	6	522	3	273	0	105

Table 60: Thinking back over the past school year, how often did you try to do your best work in school?

	Grade 6		Grade 8		Grade 11	
	County	State	County	State	County	State
Almost always	55.8	59.0	41.7	40.0	24.0	26.9
Often	36.7	28.9	27.8	36.5	45.2	39.1
Sometimes	6.7	9.8	20.8	17.6	23.1	24.9
Seldom		1.7	6.9	4.6	7.7	7.5
Never	0.8	0.7	2.8	1.3		1.5
N of Valid	120	18,400	144	20,968	104	15,201
N of Miss	8	485	3	400	0	158

Table 61: There are lots of chances for students in my school to get involved in sports, clubs, and other school activities outside of class.

	Grade 6		Grade 8		Grade 11	
	County	State	County	State	County	State
Strongly agree	69.7	56.0	48.3	48.7	59.6	62.1
Somewhat agree	21.8	32.1	41.3	35.8	28.8	28.1
Somewhat disagree	8.4	9.0	8.4	11.5	8.7	7.1
Strongly disagree		2.9	2.1	4.0	2.9	2.7
N of Valid	119	18,223	143	20,968	104	15,195
N of Miss	9	662	4	400	0	164

Table 62: I respect most of my teachers.

	Grade 6		Grade 8		Grade 11	
	County	State	County	State	County	State
Strongly agree	64.8	68.5	40.7	49.5	53.8	52.2
Somewhat agree	27.0	25.1	45.5	37.3	37.5	38.0
Somewhat disagree	6.6	4.7	10.3	9.7	5.8	8.0
Strongly disagree	1.6	1.7	3.4	3.5	2.9	1.8
N of Valid	122	17,861	145	20,547	104	14,999
N of Miss	7	1,023	3	821	0	359

Table 63: My teachers notice when I am doing a good job and let me know about it.

	Grade 6		Grade 8		Grade 11	
	County	State	County	State	County	State
Strongly agree	46.7	37.9	17.4	24.8	15.5	20.5
Somewhat agree	40.2	42.8	48.6	43.3	38.8	46.8
Somewhat disagree	10.7	14.0	20.8	22.4	33.0	25.1
Strongly disagree	2.5	5.4	13.2	9.5	12.6	7.6
N of Valid	122	18,314	144	20,936	103	15,185
N of Miss	7	572	3	433	0	174

Table 64: I can talk to my teachers openly and freely about my concerns.

	Grade 6		Grade 8		Grade 11	
	County	State	County	State	County	State
Strongly agree	33.1	32.2	13.2	20.7	15.4	20.7
Somewhat agree	42.1	36.9	36.8	35.6	39.4	40.1
Somewhat disagree	19.0	19.4	29.2	26.7	35.6	27.2
Strongly disagree	5.8	11.5	20.8	16.9	9.6	11.9
N of Valid	121	18,125	144	20,898	104	15,168
N of Miss	8	761	3	470	0	190

Table 65: In my school, teachers treat students with respect.

	Grade 6		Grade 8		Grade 11	
	County	State	County	State	County	State
Strongly agree	52.1	54.3	24.0	33.3	20.6	30.6
Somewhat agree	34.7	32.8	45.9	43.7	56.9	48.7
Somewhat disagree	9.1	9.7	24.7	17.5	17.6	16.7
Strongly disagree	4.1	3.2	5.5	5.6	4.9	4.0
N of Valid	121	18,023	146	20,805	102	15,081
N of Miss	8	863	3	564	1	277

Table 66: Most students at my school help each other when they are hurt or upset.

	Grade 6		Grade 8		Grade 11	
	County	State	County	State	County	State
Strongly agree	26.9	32.5	16.8	20.7	17.1	16.0
Somewhat agree	42.0	44.1	44.8	44.3	40.0	46.8
Somewhat disagree	25.2	16.9	26.6	24.4	26.7	27.4
Strongly disagree	5.9	6.6	11.9	10.6	16.2	9.7
N of Valid	119	18,158	143	20,953	105	15,119
N of Miss	10	728	4	416	0	239

Table 67: In my school, students that work hard to get good grades are picked on by other students.

	Grade 6		Grade 8		Grade 11	
	County	State	County	State	County	State
Strongly agree	15.4	11.6	13.9	8.3	8.7	4.5
Somewhat agree	34.2	22.4	34.7	22.0	24.0	16.8
Somewhat disagree	30.8	28.1	38.9	35.6	40.4	38.3
Strongly disagree	19.7	37.9	12.5	34.1	26.9	40.3
N of Valid	117	18,172	144	21,005	104	15,161
N of Miss	11	712	4	364	0	198

A.2.3 Safe School Environment

Table 68: During the past 30 days, on how many days did you not go to school because you felt you would be unsafe at school or on your way to or from school?

	Grade 6		Grade 8		Grade 11	
	County	State	County	State	County	State
0 days	85.5	91.7	91.8	93.0	96.0	95.9
1 day	6.8	4.7	4.8	3.5	4.0	1.9
2 or 3 days	5.1	2.2	2.1	1.9		1.3
4 or 5 days	0.9	0.5		0.5		0.2
6 or more days	1.7	0.9	1.4	1.0		0.7
N of Valid	117	18,316	146	21,029	100	15,110
N of Miss	11	570	2	338	4	248

Table 69: During the past 30 days, on how many days did you carry a gun as a weapon on school property?

	Grade 6		Grade 8		Grade 11	
	County	State	County	State	County	State
0 days	99.1	99.3	97.9	98.6	100.0	98.5
1 day		0.3	1.4	0.4		0.3
2 or 3 days	0.9	0.1	0.7	0.3		0.3
4 or 5 days		0.0		0.1		0.1
6 or more days		0.2		0.6		0.7
N of Valid	116	18,153	146	20,912	101	15,063
N of Miss	13	732	2	458	3	296

Table 70: During the past 30 days, on how many days did you carry a weapon (other than a gun) such as a knife or club on school property?

	Grade 6		Grade 8		Grade 11	
	County	State	County	State	County	State
0 days	90.5	96.9	92.5	94.9	92.2	92.7
1 day	5.2	2.1	5.5	2.4	4.9	1.9
2 or 3 days	1.7	0.4	1.4	0.9	2.9	1.2
4 or 5 days	2.6	0.2		0.3		0.5
6 or more days		0.5	0.7	1.6		3.7
N of Valid	116	18,151	146	20,920	102	15,081
N of Miss	13	734	3	447	3	277

Table 71: During the past 12 months, how many times were you in a physical fight?

	Grade 6		Grade 8		Grade 11	
	County	State	County	State	County	State
0 times	66.4	71.2	61.2	71.3	84.8	81.7
1 time	16.0	14.2	15.6	14.4	8.6	9.3
2 or 3 times	11.8	8.1	12.9	8.1	1.0	5.6
4 or 5 times		2.3	2.0	2.6	2.9	1.5
6 or 7 times	0.8	1.0	1.4	1.0	2.9	0.6
8 or 9 times		0.7	2.7	0.7		0.2
10 or 11 times		0.3		0.2		0.2
12 or more times	5.0	2.4	4.1	1.7		0.9
N of Valid	119	18,269	147	20,988	105	15,131
N of Miss	10	617	1	380	0	227

Table 72: During the past 12 months, how many times were you in a physical fight on school property?

	Grade 6		Grade 8		Grade 11	
	County	State	County	State	County	State
0 times	80.7	84.9	76.9	84.9	87.3	93.4
1 time	12.6	9.5	12.9	9.7	8.8	4.5
2 or 3 times	4.2	3.6	5.4	3.8	3.9	1.3
4 or 5 times		0.9	0.7	0.6		0.4
6 or 7 times	0.8	0.4	1.4	0.3		0.1
8 or 9 times		0.2	1.4	0.2		0.1
10 or 11 times		0.1	0.7	0.1		0.0
12 or more times	1.7	0.4	0.7	0.4		0.2
N of Valid	119	18,256	147	20,993	102	15,093
N of Miss	10	629	1	376	3	264

Table 73: During the past 12 months, how many times did you bully someone (such as hitting, kicking, pushing, saying mean things, spreading rumors, or making sexual comments that bothered them)?

	Grade 6		Grade 8		Grade 11	
	County	State	County	State	County	State
0 times	71.2	77.8	68.2	70.9	77.7	80.1
1 time	12.7	12.9	14.9	12.7	10.7	7.3
2 or 3 times	7.6	5.2	4.7	8.1	10.7	5.7
4 or 5 times	1.7	1.5	3.4	2.8	1.0	2.1
6 or 7 times	0.8	0.6	2.0	1.1		0.7
8 or 9 times	0.8	0.3	0.7	0.6		0.4
10 or 11 times	0.8	0.1		0.4		0.2
12 or more times	4.2	1.7	6.1	3.6		3.4
N of Valid	118	18,144	148	20,920	103	15,108
N of Miss	10	740	1	449	0	252

Table 74: During the past 12 months, how many times have you been suspended from school?

	Grade 6		Grade 8		Grade 11	
	County	State	County	State	County	State
0 times	87.1	92.0	77.0	85.9	86.5	88.0
1 time	7.8	5.3	13.5	8.2	9.6	7.2
2 or 3 times	2.6	1.7	4.7	3.7	3.8	2.9
4 or 5 times	0.9	0.5	1.4	1.0		1.0
6 or 7 times		0.1	0.7	0.4		0.3
8 or 9 times	0.9	0.1	2.0	0.2		0.2
10 or 11 times		0.1		0.1		0.1
12 or more times	0.9	0.2	0.7	0.5		0.4
N of Valid	116	18,089	148	20,885	104	15,078
N of Miss	11	796	1	485	0	282

Table 75: During the past 12 months, how many times has someone threatened you with a weapon such as a gun, knife, or club on school property?

	Grade 6		Grade 8		Grade 11	
	County	State	County	State	County	State
0 times	89.8	90.4	89.3	90.0	93.3	93.3
1 time	7.6	5.7	4.7	5.5	2.9	3.7
2 or 3 times	0.8	2.2	2.0	2.3	2.9	1.6
4 or 5 times		0.7	2.0	0.8	1.0	0.5
6 or 7 times		0.2		0.4		0.4
8 or 9 times		0.2		0.2		0.1
10 or 11 times		0.1		0.1		0.1
12 or more times	1.7	0.5	2.0	0.7		0.3
N of Valid	118	18,157	149	20,931	105	15,129
N of Miss	10	729	1	437	0	229

Table 76: During the past 12 months, how many times have you been drunk or high at school?

	Grade 6		Grade 8		Grade 11	
	County	State	County	State	County	State
0 times					91.3	81.0
1 time					2.9	4.7
2 or 3 times					1.0	4.0
4 or 5 times					3.8	1.7
6 or 7 times						1.2
8 or 9 times						0.5
10 or 11 times						0.5
12 or more times					1.0	6.5
N of Valid	0	0	0	0	104	15,116
N of Miss	129	18,885	148	21,368	0	242

*This was not asked in grades 6 and 8.

Table 77: During the past 12 months, has anyone offered, sold, or given you an illegal drug on school property?

	Grade 6		Grade 8		Grade 11	
	County	State	County	State	County	State
Yes	6.0	3.3	15.3	11.9	20.2	22.4
No	94.0	96.7	84.7	88.1	79.8	77.6
N of Valid	117	18,180	144	20,884	99	15,019
N of Miss	11	706	4	483	5	339

A.2.4 Harassment and Bullying

Table 78: Any harassment in the past 30 days

	Grade 6		Grade 8		Grade 11	
	County	State	County	State	County	State
No	41.5	49.4	40.7	48.6	58.7	60.4
Yes	58.5	50.6	59.3	51.4	41.3	39.6
N of Valid	118	18,262	145	21,055	104	15,136
N of Miss	10	623	3	313	0	222

Table 79: In the last 30 days, how many times have you been harassed at school, on a school bus or going to and from school because of your race or ethnic origin?

	Grade 6		Grade 8		Grade 11	
	County	State	County	State	County	State
0 times	83.1	88.6	79.9	86.8	78.8	89.2
1 time	9.3	6.0	9.0	5.9	12.5	4.3
2 or 3 times	5.9	3.1	5.6	4.0	7.7	3.4
4 or 5 times	0.8	0.8	1.4	0.9		0.8
6 or more times	0.8	1.5	4.2	2.5	1.0	2.3
N of Valid	118	17,966	144	20,688	104	15,089
N of Miss	10	919	3	680	0	269

Table 80: In the last 30 days, how many times have you been harassed at school, on a school bus or going to and from school because someone said you were gay, lesbian, bisexual or transgender?

	Grade 6		Grade 8		Grade 11	
	County	State	County	State	County	State
0 times	77.1	84.0	81.4	86.3	93.3	91.9
1 time	8.5	7.9	6.9	5.7	3.8	3.0
2 or 3 times	11.0	3.9	4.8	3.7	2.9	2.5
4 or 5 times	0.8	1.1	2.1	1.0		0.6
6 or more times	2.5	3.2	4.8	3.3		2.0
N of Valid	118	18,054	145	20,778	105	15,080
N of Miss	10	832	3	590	0	280

Table 81: In the last 30 days, how many times have you been harassed at school, on a school bus or going to and from school because of who your friends are?

	Grade 6		Grade 8		Grade 11	
	County	State	County	State	County	State
0 times	76.9	78.6	73.0	77.3	81.7	83.9
1 time	12.8	11.7	14.2	11.8	8.7	7.7
2 or 3 times	5.1	5.5	5.7	6.4	5.8	5.2
4 or 5 times		1.7	2.8	1.7	2.9	1.4
6 or more times	5.1	2.6	4.3	2.8	1.0	1.8
N of Valid	117	17,683	141	20,479	104	14,888
N of Miss	13	1,201	7	889	0	470

Table 82: In the last 30 days, how many times have you been harassed at school, on a school bus or going to and from school because of how you look (weight, clothes, acne, or other physical characteristics)?

	Grade 6		Grade 8		Grade 11	
	County	State	County	State	County	State
0 times	64.4	71.4	66.2	69.8	73.8	78.8
1 time	12.7	12.9	13.1	12.6	14.6	9.0
2 or 3 times	16.1	7.5	8.3	8.4	1.0	7.0
4 or 5 times	0.8	2.6	4.1	2.9	2.9	1.8
6 or more times	5.9	5.7	8.3	6.2	7.8	3.4
N of Valid	118	18,035	145	20,891	103	15,071
N of Miss	10	850	3	478	1	287

Table 83: In the last 30 days, how many times have you been harassed at school, on a school bus or going to and from school because you received unwanted sexual comments or attention?

	Grade 6		Grade 8		Grade 11	
	County	State	County	State	County	State
0 times	89.7	91.8	84.8	87.9	86.5	88.6
1 time	6.8	4.2	4.8	4.8	6.7	4.1
2 or 3 times	0.9	1.9	5.5	3.2	5.8	3.7
4 or 5 times	0.9	0.7	1.4	1.4		1.3
6 or more times	1.7	1.4	3.4	2.8	1.0	2.3
N of Valid	117	17,979	145	20,895	104	15,081
N of Miss	11	906	3	472	0	277

Table 84: In the last 30 days, how many times have you been harassed at school, on a school bus or going to and from school through e-mail, chat rooms, instant messaging, Web sites, texting or phone?

	Grade 6		Grade 8		Grade 11	
	County	State	County	State	County	State
0 times	89.9	87.5	89.7	84.6	91.3	88.1
1 time	5.0	6.4	2.7	6.8	2.9	4.5
2 or 3 times	5.0	3.2	4.1	4.2	4.8	3.5
4 or 5 times		1.1	2.1	1.5		1.6
6 or more times		1.7	1.4	2.9	1.0	2.3
N of Valid	119	18,047	146	20,912	104	15,084
N of Miss	10	839	3	457	0	274

Table 85: In the last 30 days, how many times have you been harassed at school, on a school bus or going to and from school for other reasons?

	Grade 6		Grade 8		Grade 11	
	County	State	County	State	County	State
0 times	70.3	76.9	75.7	76.1	91.3	83.8
1 time	12.7	9.6	7.6	9.1	3.8	6.3
2 or 3 times	9.3	6.3	5.6	6.4	1.0	4.8
4 or 5 times	0.8	1.9	4.2	2.4		1.5
6 or more times	6.8	5.3	6.9	6.0	3.8	3.7
N of Valid	118	17,973	144	20,861	104	15,039
N of Miss	10	913	3	508	0	317

Table 86: How often have you seen another student bully others by hitting, kicking, punching or otherwise hurting them in school or on the school bus?

	Grade 6		Grade 8		Grade 11	
	County	State	County	State	County	State
Never	29.9	41.5	28.8	34.7	42.3	44.3
Once or twice per year	18.8	30.8	26.0	33.9	25.0	36.7
Once or twice per month	23.1	12.4	14.4	14.0	16.3	10.3
Once or twice per week	17.1	9.5	13.0	10.6	7.7	5.5
Every day	11.1	5.7	17.8	6.8	8.7	3.2
N of Valid	117	18,200	146	21,046	104	15,192
N of Miss	11	686	2	323	0	166

Table 87: How often have you heard another student bully others by saying mean things, teasing or calling other students names in your school or on the school bus?

	Grade 6		Grade 8		Grade 11	
	County	State	County	State	County	State
Never	26.5	25.5	22.9	19.3	24.0	22.9
Once or twice per year	15.4	25.0	22.9	21.7	27.9	26.1
Once or twice per month	12.0	16.7	11.8	18.9	17.3	21.6
Once or twice per week	18.8	16.4	16.0	19.5	16.3	16.0
Every day	27.4	16.4	26.4	20.6	14.4	13.4
N of Valid	117	18,131	144	20,983	104	15,168
N of Miss	13	754	3	386	0	190

Table 88: How often have you heard another student spread mean rumors or leave other students out of activities to be mean in your school or on the school bus?

	Grade 6		Grade 8		Grade 11	
	County	State	County	State	County	State
Never	32.8	30.3	32.4	23.2	30.8	23.4
Once or twice per year	20.7	25.0	17.2	21.7	18.3	24.2
Once or twice per month	12.1	17.4	18.6	19.9	18.3	21.2
Once or twice per week	19.0	14.7	15.9	17.7	14.4	17.0
Every day	15.5	12.6	15.9	17.6	18.3	14.2
N of Valid	116	18,120	145	20,945	104	15,158
N of Miss	14	766	3	424	0	199

A.3 Social, Emotional and Mental Health

A.3.1 Positive Youth Development

Table 89: Positive Youth Development

	Grade 6		Grade 8		Grade 11	
	County	State	County	State	County	State
Strong positive youth development	63.6	69.1	50.4	59.9	57.1	65.6
Weak positive youth development	36.4	30.9	49.6	40.1	42.9	34.4
N of Valid	99	14,287	131	18,580	98	13,873
N of Miss	30	4,598	17	2,789	6	1,485

Table 90: Would you say that in general your emotional and mental health is...

	Grade 6		Grade 8		Grade 11	
	County	State	County	State	County	State
Excellent	30.0	34.6	33.6	28.8	21.4	26.8
Very good	35.0	34.8	28.7	35.0	33.0	34.2
Good	28.3	23.7	21.0	24.0	32.0	25.2
Fair	4.2	5.1	9.8	9.4	10.7	10.4
Poor	2.5	1.8	7.0	2.8	2.9	3.4
N of Valid	120	17,485	143	20,696	103	15,139
N of Miss	8	1,399	4	672	1	219

Table 91: Would you say that in general your physical health is...

	Grade 6		Grade 8		Grade 11	
	County	State	County	State	County	State
Excellent	34.2	37.4	29.0	30.9	10.6	25.5
Very good	32.5	34.2	31.0	34.3	30.8	33.1
Good	26.7	22.5	26.2	26.5	35.6	29.8
Fair	5.0	4.9	11.7	7.2	22.1	9.6
Poor	1.7	0.9	2.1	1.2	1.0	2.0
N of Valid	120	17,423	145	20,683	104	15,114
N of Miss	9	1,461	3	685	0	244

Table 92: I can do most things if I try.

	Grade 6		Grade 8		Grade 11	
	County	State	County	State	County	State
Very much true	50.0	45.6	49.3	47.9	49.5	53.7
Pretty much true	21.4	31.5	29.7	34.9	36.9	35.9
A little true	17.0	12.6	15.2	12.1	10.7	8.4
Not at all true	11.6	10.3	5.8	5.1	2.9	2.0
N of Valid	112	16,460	138	20,086	103	14,617
N of Miss	17	2,425	9	1,283	1	740

Table 93: I can work out my problems.

	Grade 6		Grade 8		Grade 11	
	County	State	County	State	County	State
Very much true	51.8	50.6	38.1	44.6	38.8	50.3
Pretty much true	29.1	34.4	37.4	38.8	49.0	38.7
A little true	11.8	11.2	16.5	13.1	11.2	9.5
Not at all true	7.3	3.9	7.9	3.5	1.0	1.4
N of Valid	110	16,409	139	20,028	98	14,574
N of Miss	19	2,476	9	1,340	5	784

Table 94: I volunteer to help others in my community.

	Grade 6		Grade 8		Grade 11	
	County	State	County	State	County	State
Very much true	35.5	34.3	26.6	24.9	35.0	31.1
Pretty much true	27.3	27.6	15.8	25.0	18.4	24.5
A little true	24.5	26.0	33.8	31.6	29.1	30.7
Not at all true	12.7	12.1	23.7	18.5	17.5	13.7
N of Valid	110	15,916	139	19,645	103	14,342
N of Miss	19	2,969	9	1,724	1	1,017

Table 95: There is at least one teacher or other adult in my school that really cares about me.

	Grade 6		Grade 8		Grade 11	
	County	State	County	State	County	State
Very much true	52.3	52.7	34.3	40.6	32.0	44.4
Pretty much true	23.4	22.2	24.8	23.8	27.2	25.0
A little true	11.7	15.4	27.7	21.6	33.0	20.9
Not at all true	12.6	9.6	13.1	14.0	7.8	9.7
N of Valid	111	16,337	137	19,985	103	14,564
N of Miss	18	2,548	10	1,383	1	795

Table 96: On an average school night, how many hours of sleep do you get?

	Grade 6		Grade 8		Grade 11	
	County	State	County	State	County	State
4 or less					2.9	5.6
5 hours					4.8	10.7
6 hours					28.8	23.3
7 hours					33.7	31.0
8 hours					22.1	22.6
9 hours					4.8	5.6
10 or more hours					2.9	1.1
N of Valid	0	0	0	0	104	15,045
N of Miss	129	18,885	148	21,368	0	313

**This was not asked in grades 6 and 8.*

A.3.2 Mental Health Inventory

Table 97: Mental Health Inventory 5

	Grade 6		Grade 8		Grade 11	
	County	State	County	State	County	State
Below MHI-5 cutoff	94.8	94.1	89.3	91.6	87.4	91.7
At or above MHI-5 cutoff	5.2	5.9	10.7	8.4	12.6	8.3
N of Valid	116	17,058	140	20,256	103	14,676
N of Miss	13	1,828	8	1,113	1	682

Table 98: During the past 30 days, how many times have you been a happy person?

	Grade 6		Grade 8		Grade 11	
	County	State	County	State	County	State
All of the time	31.7	26.1	24.0	19.5	13.5	14.6
Most of the time	39.2	44.5	34.2	41.6	42.3	41.6
A good bit of the time	15.0	13.5	15.8	17.2	22.1	21.1
Some of the time	4.2	9.0	13.7	12.1	13.5	14.1
A little of the time	7.5	5.6	8.9	7.7	5.8	7.0
None of the time	2.5	1.4	3.4	1.9	2.9	1.5
N of Valid	120	18,359	146	21,078	104	15,143
N of Miss	9	527	2	291	0	215

Table 99: During the past 30 days, how many times have you been a very nervous person?

	Grade 6		Grade 8		Grade 11	
	County	State	County	State	County	State
All of the time	11.9	5.5	9.0	4.9	2.9	4.0
Most of the time	9.3	9.5	5.5	8.1	9.7	9.0
A good bit of the time	13.6	9.7	14.5	10.5	21.4	13.6
Some of the time	16.9	15.7	17.2	17.4	12.6	20.2
A little of the time	28.8	35.5	31.0	37.2	42.7	36.3
None of the time	19.5	24.1	22.8	21.9	10.7	17.1
N of Valid	118	18,178	145	20,966	103	15,132
N of Miss	10	708	3	403	1	228

Table 100: During the past 30 days, how many times have you felt calm and peaceful?

	Grade 6		Grade 8		Grade 11	
	County	State	County	State	County	State
All of the time	29.9	20.7	21.5	15.2	9.6	12.1
Most of the time	29.9	31.7	29.9	28.2	33.7	27.3
A good bit of the time	16.2	17.2	14.6	19.0	19.2	20.9
Some of the time	8.5	13.2	14.6	17.0	14.4	19.3
A little of the time	7.7	10.3	11.1	13.3	17.3	15.0
None of the time	7.7	6.8	8.3	7.4	5.8	5.4
N of Valid	117	18,018	144	20,824	104	15,048
N of Miss	10	867	4	545	0	310

Table 101: During the past 30 days, how many times have you felt downhearted and blue?

	Grade 6		Grade 8		Grade 11	
	County	State	County	State	County	State
All of the time	5.0	3.8	5.6	3.9	2.9	2.8
Most of the time	11.7	6.9	9.0	7.9	12.4	7.5
A good bit of the time	7.5	7.9	7.6	9.5	17.1	11.5
Some of the time	12.5	12.0	13.9	15.1	22.9	19.6
A little of the time	25.0	28.9	31.9	30.8	27.6	34.5
None of the time	38.3	40.4	31.9	32.8	17.1	24.1
N of Valid	120	17,675	144	20,651	105	14,921
N of Miss	10	1,209	5	717	0	438

Table 102: During the past 30 days, how many times have you felt so down in the dumps that nothing could cheer you up?

	Grade 6		Grade 8		Grade 11	
	County	State	County	State	County	State
All of the time	7.6	3.7	6.2	3.5	1.0	2.4
Most of the time	9.2	4.7	6.8	5.0	3.9	4.7
A good bit of the time	6.7	5.6	7.5	6.2	14.6	6.1
Some of the time	13.4	7.3	8.9	8.6	12.6	8.9
A little of the time	16.8	17.9	21.2	19.6	20.4	22.8
None of the time	46.2	60.9	49.3	57.1	47.6	55.2
N of Valid	119	18,220	146	21,029	103	15,082
N of Miss	9	665	3	338	0	276

A.3.3 Depression and Suicidality

Table 103: During the past 12 months, did you ever feel so sad or hopeless almost every day for two weeks or more in a row that you stopped doing some usual activities?

	Grade 6		Grade 8		Grade 11	
	County	State	County	State	County	State
Yes	25.4	19.3	27.6	22.7	19.6	27.9
No	74.6	80.7	72.4	77.3	80.4	72.1
N of Valid	118	18,235	145	21,073	102	14,553
N of Miss	11	651	3	295	1	806

Table 104: During the past 12 months, did you ever seriously consider attempting suicide?

	Grade 6		Grade 8		Grade 11	
	County	State	County	State	County	State
Yes	13.0	9.0	12.5	15.8	9.6	15.1
No	87.0	91.0	87.5	84.2	90.4	84.9
N of Valid	115	17,833	144	20,943	104	14,864
N of Miss	14	1,052	4	426	0	494

Table 105: During the past 12 months, how many times did you actually attempt suicide?

	Grade 6		Grade 8		Grade 11	
	County	State	County	State	County	State
0 times	83.6	94.8	89.7	92.0	93.2	94.0
1 time	11.2	3.2	6.2	4.1	5.8	3.4
2 or 3 times	2.6	1.4	2.8	2.5	1.0	1.8
4 or 5 times	0.9	0.2	0.7	0.6		0.4
6 or more times	1.7	0.4	0.7	0.8		0.5
N of Valid	116	18,116	145	21,012	103	15,214
N of Miss	13	770	3	355	0	144

A.3.4 Problem Gambling

Table 106: Gambling involves betting anything of value (money, a watch, soda, etc.) on a game or event with an uncertain outcome. Please mark ALL the different types of betting that you have done, if any, during the last 30 days:

	Grade 6		Grade 8		Grade 11	
	County	State	County	State	County	State
I did not gamble during the last 30 days.	43.4	66.8	53.1	63.1	66.3	65.7
Playing lottery ticket/Powerball/Megabu	2.3	4.1	4.7	5.9	9.6	5.9
Playing dice or coin flips.	15.6	10.7	12.2	11.0	9.6	6.5
Playing cards (poker, etc.).	7.0	9.1	12.2	12.8	13.5	11.5
Betting on a sports team.	14.1	12.3	20.3	16.6	22.1	14.2
Betting on games of personal skill (bowling, video games, dares, etc.).	21.9	14.1	22.3	18.2	14.4	15.1
Gambling on the Internet for free or with money.	0.8	2.3	3.4	4.0	1.0	3.9
Playing Bingo for money.	7.0	3.9	8.1	3.8	6.7	2.1
Other.	15.6	10.9	16.3	14.0	14.4	10.0
N of Valid	128	18,886	147	21,368	104	15,358
N of Miss	0	0	0	0	0	0

Table 107: During the last 12 months, have you ever felt bad about the amount you bet, or about what happens when you bet money?

	Grade 6		Grade 8		Grade 11	
	County	State	County	State	County	State
Yes	13.2	3.4	5.7	2.9	2.9	2.4
No	21.9	20.9	37.6	28.6	35.9	30.9
I don't bet for money.	64.9	75.8	56.7	68.6	61.2	66.7
N of Valid	114	17,659	141	20,612	103	14,865
N of Miss	15	1,227	6	757	1	492

Table 108: During the last 12 months, have you ever felt that you would like to stop betting money but didn't think you could?

	Grade 6		Grade 8		Grade 11	
	County	State	County	State	County	State
Yes	9.4	3.1	2.2	2.0	1.0	1.3
No	27.4	19.6	38.1	28.1	34.7	30.5
I don't bet for money.	63.2	77.3	59.7	69.9	64.4	68.2
N of Valid	117	17,636	139	20,571	101	14,830
N of Miss	11	1,250	9	797	3	529

Table 109: Have you ever lied to anyone about betting/gambling?

	Grade 6		Grade 8		Grade 11	
	County	State	County	State	County	State
Yes	8.5	4.5	7.0	5.4	3.9	3.9
No	91.5	95.5	93.0	94.6	96.1	96.1
N of Valid	117	17,811	143	20,775	103	15,018
N of Miss	11	1,075	4	593	1	341

Table 110: Have you ever bet/gambled more than you wanted to?

	Grade 6		Grade 8		Grade 11	
	County	State	County	State	County	State
Yes	11.3	4.1	7.7	5.4	5.0	5.1
No	88.7	95.9	92.3	94.6	95.0	94.9
N of Valid	115	17,589	143	20,605	101	14,943
N of Miss	14	1,297	5	764	3	416

Table 111: Have your parents ever talked to you about the risks of betting/gambling?

	Grade 6		Grade 8		Grade 11	
	County	State	County	State	County	State
Yes	50.0	50.9	41.5	46.3	37.3	35.6
No	50.0	49.1	58.5	53.7	62.7	64.4
N of Valid	116	17,724	142	20,685	102	14,952
N of Miss	13	1,161	5	684	1	406

Table 112: Have your teachers ever talked to you about the risks of betting/gambling?

	Grade 6		Grade 8		Grade 11	
	County	State	County	State	County	State
Yes	37.6	21.2	15.5	22.3	23.8	18.7
No	62.4	78.8	84.5	77.7	76.2	81.3
N of Valid	117	17,721	142	20,712	101	14,987
N of Miss	11	1,164	6	657	3	370

A.4 Substance Use

A.4.1 Tobacco Use

Table 113: During the past 30 days, on how many days did you smoke cigarettes?

	Grade 6		Grade 8		Grade 11	
	County	State	County	State	County	State
0 days	93.0	98.5	94.5	94.4	87.9	88.1
1 or 2 days	4.4	0.8	1.4	2.3	6.1	3.7
3 to 5 days		0.3	2.1	0.9	4.0	1.6
6 to 9 days	1.8	0.2		0.6		1.0
10 to 19 days		0.1	1.4	0.6	1.0	1.3
20 to 29 days		0.1		0.3		1.1
All 30 days	0.9	0.1	0.7	0.9	1.0	3.3
N of Valid	114	17,474	145	20,513	99	14,830
N of Miss	15	1,411	3	857	4	528

Table 114: During the past 30 days, on how many days did you use other tobacco products?

	Grade 6		Grade 8		Grade 11	
	County	State	County	State	County	State
0 days	95.5	99.0	95.8	96.3	91.0	90.3
1 or 2 days	2.7	0.5	1.4	1.5	4.0	3.7
3 to 5 days	0.9	0.2	0.7	0.7	1.0	1.5
6 to 9 days	0.9	0.1	0.7	0.4		0.8
10 to 19 days		0.0	0.7	0.4		0.9
20 to 29 days		0.0		0.2	1.0	0.7
All 30 days		0.1	0.7	0.5	3.0	2.1
N of Valid	112	17,450	142	20,460	100	14,824
N of Miss	16	1,437	7	909	4	534

Table 115: During the past 30 days, on how many days did you smoke tobacco in a "Hookah," also known as a water pipe?

	Grade 6		Grade 8		Grade 11	
	County	State	County	State	County	State
0 days					98.0	89.6
1 or 2 days						5.2
3 to 5 days					1.0	2.3
6 to 9 days					1.0	1.3
10 to 19 days						0.8
20 to 29 days						0.2
All 30 days						0.6
N of Valid	0	0	0	0	98	14,836
N of Miss	129	18,885	148	21,368	5	522

**This was not asked in grades 6 and 8.*

Table 116: During the past 30 days, from which of the following sources did you get tobacco (cigarettes, chew, cigars)? Please mark all that apply.

	Grade 6		Grade 8		Grade 11	
	County	State	County	State	County	State
I did not get tobacco during the past 30 days					74.8	79.6
A store or gas station					4.8	4.1
Friends 18 or older					14.4	11.3
Friends under 18					3.8	5.7
Took from home without permission					2.9	1.3
A family member						2.9
The Internet						0.3
Some other source					3.8	3.1
N of Valid	129	18,885	148	21,368	104	15,358
N of Miss	0	0	0	0	0	0

**This was not asked in grades 6 and 8.*

Table 117: Used any tobacco product during the past 30 days

	Grade 6		Grade 8		Grade 11	
	County	State	County	State	County	State
No Use	93.0	98.2	93.8	93.1	81.0	79.9
Use	7.0	1.8	6.2	6.9	19.0	20.1
N of Valid	114	17,562	144	20,609	100	14,944
N of Miss	15	1,323	3	760	4	414

Table 118: How old were you when you smoked a whole cigarette for the first time?

	Grade 6		Grade 8		Grade 11	
	County	State	County	State	County	State
Never have	91.2	96.8	83.3	88.4	65.7	76.2
8 or younger		0.7	2.1	1.1	1.0	1.0
9	0.9	0.5	0.7	0.8	2.9	0.7
10	5.3	0.6	2.1	1.3	2.9	0.9
11	0.9	0.9	5.6	1.5	4.9	1.3
12	0.9	0.3	2.1	2.4	1.0	2.0
13	0.9	0.0	2.1	3.5		2.9
14		0.1	2.1	0.9	5.9	4.4
15		0.0		0.1	4.9	5.2
16					7.8	4.4
17 or older					2.9	1.1
N of Valid	114	17,044	144	20,074	102	14,810
N of Miss	15	1,843	5	1,295	3	548

Table 119: How old were you when you smoked a whole cigarette for the first time?

	Grade 6		Grade 8		Grade 11	
	County	State	County	State	County	State
Avg Age in Years	10.5	10.0	11.2	11.5	13.4	13.7

Table 120: How old were you the first time you used tobacco products other than cigarettes such as snuff, chewing tobacco, and smoking tobacco from a pipe?

	Grade 6		Grade 8		Grade 11	
	County	State	County	State	County	State
Never have	93.0	97.7	91.6	91.9	72.3	77.9
8 or younger	1.8	0.6		1.0		0.7
9		0.3		0.4	3.0	0.4
10	5.3	0.4	2.1	0.8		0.4
11		0.7	2.1	1.0	4.0	0.7
12		0.3	1.4	1.6	5.0	1.3
13		0.0	2.1	2.4	1.0	2.0
14		0.0	0.7	0.9	5.0	3.4
15		0.0		0.1	1.0	5.7
16					8.9	6.1
17 or older						1.5
N of Valid	114	17,097	143	20,138	101	14,920
N of Miss	15	1,789	6	1,228	3	438

Table 121: How old were you the first time you used tobacco products other than cigarettes such as snuff, chewing tobacco, and smoking tobacco from a pipe?

	Grade 6		Grade 8		Grade 11	
	County	State	County	State	County	State
Avg Age in Years	9.5	10.1	11.7	11.6	13.3	14.4

A.4.2 Alcohol Use

Table 122: During your life, on how many days have you had at least one drink of alcohol?

	Grade 6		Grade 8		Grade 11	
	County	State	County	State	County	State
0 days					30.7	30.6
1 or 2 days					15.8	15.5
3 to 9 days					24.8	17.8
10 to 19 days					7.9	11.1
20 to 39 days					7.9	10.0
40 to 99 days					5.0	7.6
100 or more days					7.9	7.3
N of Valid	0	0	0	0	101	15,117
N of Miss	129	18,885	148	21,368	3	242

**This was not asked in grades 6 and 8.*

Table 123: During the past 30 days, on how many days did you have at least one drink of alcohol?

	Grade 6		Grade 8		Grade 11	
	County	State	County	State	County	State
0 days	89.7	93.3	83.0	80.4	68.7	64.1
1 or 2 days	7.7	5.3	10.2	13.0	19.2	21.5
3 to 5 days	1.7	0.7	2.7	3.1	1.0	8.0
6 to 9 days	0.9	0.3	2.0	1.6	6.1	3.6
10 to 19 days		0.2		1.0	1.0	1.9
20 to 29 days		0.1	1.4	0.4	1.0	0.4
All 30 days		0.2	0.7	0.5	3.0	0.5
N of Valid	117	17,670	147	20,596	99	15,118
N of Miss	11	1,215	2	773	4	241

Table 124: During the past 30 days, on how many days did you have 5 or more drinks of alcohol in a row, that is, within a couple of hours?

	Grade 6		Grade 8		Grade 11	
	County	State	County	State	County	State
0 days	95.7	98.3	91.1	91.9	76.0	78.6
1 or 2 days	1.7	1.2	4.8	4.9	14.4	12.8
3 to 5 days	0.9	0.2	2.7	1.4		4.7
6 to 9 days	0.9	0.1		0.8	2.9	2.3
10 to 19 days	0.9	0.1		0.5	2.9	1.0
20 to 29 days		0.0	0.7	0.2	1.0	0.3
All 30 days		0.1	0.7	0.3	2.9	0.4
N of Valid	117	17,632	146	20,516	104	15,048
N of Miss	11	1,253	3	853	1	311

Table 125: During the past 30 days, on how many days do you think most students in your school had at least one drink of alcohol? (your best estimate)

	Grade 6		Grade 8		Grade 11	
	County	State	County	State	County	State
0 days	42.6	56.5	25.5	35.5	19.4	12.4
1 or 2 days	37.4	28.0	26.9	29.4	14.6	18.9
3 to 5 days	7.0	8.2	15.9	15.2	17.5	24.3
6 to 9 days	7.0	3.4	11.7	9.2	17.5	20.4
10 to 19 days	4.3	2.0	9.7	6.1	17.5	14.4
20 to 29 days	0.9	0.6	4.8	1.8	8.7	4.4
All 30 days	0.9	1.3	5.5	2.9	4.9	5.3
N of Valid	115	17,326	145	20,399	103	15,023
N of Miss	14	1,559	3	969	1	336

Table 126: During the past 30 days, on how many days do you think most students in your school had 5 or more drinks of alcohol in a row, that is, within a couple of hours? (your best estimate)

	Grade 6		Grade 8		Grade 11	
	County	State	County	State	County	State
0 days	68.1	78.7	41.4	57.2	25.3	23.6
1 or 2 days	16.8	13.4	25.5	22.8	19.2	26.8
3 to 5 days	9.7	4.2	11.0	9.1	19.2	20.4
6 to 9 days	1.8	1.8	12.4	5.1	16.2	15.1
10 to 19 days	2.7	0.9	4.1	3.0	8.1	8.4
20 to 29 days		0.4	2.1	1.3	6.1	2.9
All 30 days	0.9	0.6	3.4	1.5	6.1	3.0
N of Valid	113	17,265	145	20,359	99	14,956
N of Miss	14	1,621	3	1,010	4	402

Table 127: Think of your four best friends (the friends you feel closest to). In the past 12 months, how many of your best friends have tried beer, wine, or hard liquor (for example, vodka, whiskey or gin)?

	Grade 6		Grade 8		Grade 11	
	County	State	County	State	County	State
None of my friends					35.9	30.7
1 of my friends					13.6	16.3
2 of my friends					18.4	17.3
3 of my friends					7.8	10.1
4 of my friends					24.3	25.6
N of Valid	0	0	0	0	103	15,079
N of Miss	129	18,885	148	21,368	1	280

*This was not asked in grades 6 and 8.

Table 128: During the past 30 days, what type of alcohol did you usually drink? (Select only one response)

	Grade 6		Grade 8		Grade 11	
	County	State	County	State	County	State
I did not drink alcohol during the past 30 days.					65.0	64.0
I do not have a usual type.					4.9	4.3
Beer.					8.7	7.3
Flavored beverages (such as Smirnoff, Bacardi Silver, and Hard Lemonade).					7.8	5.0
Wine coolers (such as Bartles and Jaymes or Seagrams Wine).						0.3
Wine.						1.8
Liquor (such as vodka, rum, scotch, bourbon, or whiskey).					13.6	16.4
Some other type.						0.8
N of Valid	0	0	0	0	103	14,318
N of Miss	129	18,885	148	21,368	1	1,041

*This was not asked in grades 6 and 8.

Table 129: During the past 30 days, from which of the following sources did you get the alcohol you drank? Please mark all that apply.

	Grade 6		Grade 8		Grade 11	
	County	State	County	State	County	State
I did not drink alcohol during the past 30 days.					62.5	60.2
At a party					17.3	17.3
Friends under 21					4.8	12.5
Friends 21 or older					8.7	13.1
A brother or sister					1.0	3.7
A parent					5.8	8.4
A store or gas station					1.0	2.3
Liquor store					1.0	3.0
Bar night club or restaurant						1.0
Took it from home without permission					1.0	5.5
By asking a stranger to buy it for me						3.3
I got it some other way					5.8	7.3
N of Valid	129	18,885	148	21,368	103	15,358
N of Miss	0	0	0	0	0	0

*This was not asked in grades 6 and 8.

Table 130: In the last 12 months, which of the following have you experienced? (Mark all that apply)

	Grade 6		Grade 8		Grade 11	
	County	State	County	State	County	State
I did not drink alcohol in the last 12 months.					55.8	52.9
Missed school or class because of drinking alcohol.						2.4
Got sick to my stomach because of drinking alcohol.					8.7	15.7
Not been able to remember what happened while I was drinking alcohol.					7.7	14.2
Later regretted something I did while drinking alcohol.					14.4	10.5
Worried that I drank alcohol too much or too often.					7.7	5.2
N of Valid	129	18,885	148	21,368	104	15,358
N of Miss	0	0	0	0	0	0

*This was not asked in grades 6 and 8.

Table 131: During the past 30 days, how many times did you ride in a vehicle driven by a parent or other adult who had been drinking alcohol?

	Grade 6		Grade 8		Grade 11	
	County	State	County	State	County	State
0 times	78.6	89.0	86.0	85.5	83.5	84.5
1 time	11.6	6.4	5.6	7.9	11.7	7.9
2 or 3 times	4.5	2.6	2.8	3.9	2.9	4.9
4 or 5 times	2.7	0.6	2.1	0.9	1.0	1.1
6 or more times	2.7	1.4	3.5	1.8	1.0	1.5
N of Valid	112	17,288	143	20,253	103	14,340
N of Miss	17	1,598	5	1,116	1	1,018

Table 132: During the past 30 days, how many times did you ride in a vehicle driven by a teenager who had been drinking alcohol?

	Grade 6		Grade 8		Grade 11	
	County	State	County	State	County	State
0 times					98.0	90.6
1 time					1.0	5.5
2 or 3 times					1.0	2.6
4 or 5 times						0.6
6 or more times						0.7
N of Valid	0	0	0	0	102	14,275
N of Miss	129	18,885	148	21,368	1	1,082

**This was not asked in grades 6 and 8.*

Table 133: During the past 30 days, how many times did you drive a car or other vehicle when you had been drinking alcohol?

	Grade 6		Grade 8		Grade 11	
	County	State	County	State	County	State
0 times					98.0	94.6
1 time					1.0	3.1
2 or 3 times						1.4
4 or 5 times					1.0	0.4
6 or more times						0.4
N of Valid	0	0	0	0	102	14,041
N of Miss	129	18,885	148	21,368	1	1,316

**This was not asked in grades 6 and 8.*

Table 134: During the past 30 days, how many times did most students in your school ride in a vehicle driven by a parent or other adult who had been drinking alcohol?

	Grade 6		Grade 8		Grade 11	
	County	State	County	State	County	State
0 times	50.5	72.5	58.2	63.7	54.9	47.7
1 time	18.3	14.4	16.3	16.7	17.6	24.6
2 or 3 times	20.2	8.9	13.5	13.1	19.6	20.2
4 or 5 times	2.8	1.9	6.4	3.2	2.9	4.3
6 or more times	8.3	2.3	5.7	3.3	4.9	3.3
N of Valid	109	16,727	141	19,981	102	13,467
N of Miss	19	2,159	6	1,388	3	1,892

Table 135: During the past 30 days, how many times did most students in your school ride in a vehicle driven by a teenager who had been drinking alcohol?

	Grade 6		Grade 8		Grade 11	
	County	State	County	State	County	State
0 times					50.0	41.4
1 time					17.3	23.4
2 or 3 times					22.1	23.4
4 or 5 times					6.7	7.4
6 or more times					3.8	4.4
N of Valid	0	0	0	0	104	13,348
N of Miss	129	18,885	148	21,368	1	2,010

**This was not asked in grades 6 and 8.*

Table 136: During the past 30 days, how many times did most students in your school drive a car or other vehicle when they had been drinking alcohol?

	Grade 6		Grade 8		Grade 11	
	County	State	County	State	County	State
0 times					55.3	45.1
1 time					15.5	25.7
2 or 3 times					18.4	19.5
4 or 5 times					7.8	5.7
6 or more times					2.9	4.1
N of Valid	0	0	0	0	103	13,466
N of Miss	129	18,885	148	21,368	1	1,892

**This was not asked in grades 6 and 8.*

Table 137: How old were you when you had more than a sip or two of beer, wine, or hard liquor (for example, vodka, whiskey, or gin) for the first time?

	Grade 6		Grade 8		Grade 11	
	County	State	County	State	County	State
Never have	73.3	75.6	56.2	56.0	37.9	29.9
8 or younger	12.9	9.8	6.2	10.6	1.0	6.6
9	5.2	3.9	5.6	3.8	2.9	2.5
10	4.3	4.7	4.2	5.0	2.9	3.5
11	2.6	4.2	6.2	4.6	4.9	2.9
12	1.7	1.6	10.4	8.0	2.9	5.9
13		0.1	9.0	9.1	7.8	8.5
14		0.1	2.1	2.7	12.6	11.3
15		0.0		0.1	13.6	14.3
16					9.7	12.2
17 or older					3.9	2.4
N of Valid	116	17,116	144	20,214	103	14,969
N of Miss	13	1,771	3	1,155	3	387

Table 138: How old were you when you had more than a sip or two of beer, wine, or hard liquor (for example, vodka, whiskey, or gin) for the first time?

	Grade 6		Grade 8		Grade 11	
	County	State	County	State	County	State
Avg Age in Years	9.1	9.4	11.0	10.8	13.8	13.3

Table 139: How old were you when you first began drinking alcoholic beverages regularly, that is at least once or twice a month?

	Grade 6		Grade 8		Grade 11	
	County	State	County	State	County	State
Never have	89.4	96.7	82.2	88.2	62.4	66.3
8 or younger	2.7	0.8	2.1	1.0		0.4
9	0.9	0.4	1.4	0.4	3.0	0.2
10	4.4	0.6		0.8		0.4
11	1.8	1.0	2.1	1.1	1.0	0.6
12	0.9	0.5	5.5	2.7	1.0	1.2
13		0.0	4.8	4.0	3.0	2.4
14			2.1	1.7	3.0	5.0
15		0.0		0.2	12.9	9.1
16					10.9	11.3
17 or older					3.0	3.1
N of Valid	113	17,100	146	20,130	101	14,868
N of Miss	15	1,785	4	1,239	4	491

Table 140: How old were you when you first began drinking alcoholic beverages regularly, that is at least once or twice a month?

	Grade 6		Grade 8		Grade 11	
	County	State	County	State	County	State
Avg Age in Years	9.8	10.1	11.7	12.0	14.6	14.9

A.4.3 Marijuana Use

Table 141: During the past 30 days, how many times did you use marijuana?

	Grade 6		Grade 8		Grade 11	
	County	State	County	State	County	State
0 times	92.2	98.3	91.6	90.5	86.1	76.4
1 or 2 times	4.3	0.9	2.8	3.5	5.0	8.3
3 to 9 times	0.9	0.4	2.1	2.2	4.0	5.5
10 to 19 times	0.9	0.1	0.7	1.3	1.0	2.9
20 to 39 times		0.1	0.7	0.9	3.0	1.9
40 or more times	1.7	0.2	2.1	1.7	1.0	4.9
N of Valid	116	17,504	143	20,493	101	15,034
N of Miss	13	1,382	5	876	3	324

Table 142: During the past 30 days, from which of the following sources did you get marijuana? Please mark all that apply.

	Grade 6		Grade 8		Grade 11	
	County	State	County	State	County	State
I did not use marijuana during the past 30 days					82.7	74.1
A public event such as a concert or sporting event					1.0	1.9
A party					1.0	8.4
Friends 18 or older					3.8	9.5
Friends under 18					2.9	13.4
A family member					3.8	3.7
A medical marijuana cardholder or grower						3.5
I gave someone money to buy it for me					1.0	4.5
I grew it					1.0	1.6
I got it some other way					2.9	6.1
N of Valid	129	18,885	148	21,368	104	15,358
N of Miss	0	0	0	0	0	0

*This was not asked in grades 6 and 8.

Table 143: How old were you when you tried marijuana for the first time?

	Grade 6		Grade 8		Grade 11	
	County	State	County	State	County	State
Never have	91.2	97.2	81.9	84.2	58.8	58.1
8 or younger	0.9	0.4	1.4	1.0		0.7
9	2.6	0.3	3.5	0.8	2.9	0.6
10	2.6	0.5	1.4	1.1		1.0
11	2.6	1.0	1.4	1.8	2.9	1.2
12		0.5	5.6	4.1		3.0
13		0.1	4.2	5.7	4.9	5.7
14		0.1	0.7	1.3	4.9	8.7
15		0.0		0.1	8.8	10.9
16					13.7	8.3
17 or older					2.9	1.6
N of Valid	114	17,077	144	20,175	102	14,937
N of Miss	14	1,809	6	1,195	3	420

Table 144: How old were you when you tried marijuana for the first time?

	Grade 6		Grade 8		Grade 11	
	County	State	County	State	County	State
Avg Age in Years	9.8	10.5	11.2	11.9	14.4	14.1

A.4.4 Other Drug Use

Table 145: During the past 30 days, on how many days did you sniff glue, breathe the contents of aerosol spray cans, or inhale any paints or sprays to get high?

	Grade 6		Grade 8		Grade 11	
	County	State	County	State	County	State
0 days	90.9	93.3	95.1	94.4	100.0	98.2
1 or 2 days	6.4	4.6	2.1	3.3		1.1
3 to 5 days	1.8	1.1	0.7	1.1		0.2
6 to 9 days		0.4	1.4	0.5		0.1
10 to 19 days	0.9	0.2	0.7	0.2		0.1
20 to 29 days		0.1		0.2		0.1
All 30 days		0.2		0.3		0.2
N of Valid	110	16,814	144	20,062	101	14,871
N of Miss	18	2,072	5	1,307	3	487

Table 146: During the past 30 days, on how many days did you use a prescription drug (such as OxyContin, Percocet, Vicodin, codeine, Adderall, Ritalin, or Xanax) without a doctor's orders?

	Grade 6		Grade 8		Grade 11	
	County	State	County	State	County	State
0 days	96.4	98.3	95.8	95.5	98.0	91.6
1 or 2 days	1.8	0.9	2.1	2.3		4.3
3 to 5 days	0.9	0.3	0.7	0.9	1.0	1.7
6 to 9 days		0.1		0.5		1.2
10 to 19 days		0.2	1.4	0.2	1.0	0.6
20 to 29 days	0.9	0.0		0.2		0.3
All 30 days		0.1		0.4		0.4
N of Valid	110	16,609	143	20,039	100	14,843
N of Miss	18	2,277	5	1,328	4	516

Table 147: Which of the following illicit drugs did you use during the past 30 days? (Please mark all that apply)

	Grade 6		Grade 8		Grade 11	
	County	State	County	State	County	State
I did not use illicit drugs during the past 30 days	72.7	82.6	83.7	82.2	75.7	73.9
Marijuana	6.2	1.5	6.1	8.7	17.3	21.8
Any form of cocaine including powder, crack or freebase	0.8	0.3	0.7	0.7		0.9
Ecstasy (also called MDMA)	0.8	0.1		0.8		1.7
Heroin or other opiates or narcotics		0.1		0.4		0.4
LSD or other hallucinogens or psychedelics	1.6	0.1		0.8	2.9	1.5
Methamphetamines (also called speed, crystal, crank or ice)		0.1		0.4		0.5
Steroid pills or shots without a doctor's prescription		0.6		0.7		0.3
N of Valid	129	18,885	148	21,369	104	15,359
N of Miss	0	0	0	0	0	0

Table 148: Any illicit drug use including marijuana, cocaine, ecstasy, herion, halluciongens or methamphetamines)

	Grade 6		Grade 8		Grade 11	
	County	State	County	State	County	State
No Use	92.2	98.2	93.9	91.0	82.7	77.8
Use	7.8	1.8	6.1	9.0	17.3	22.2
N of Valid	128	18,885	147	21,369	104	15,358
N of Miss	0	0	0	0	0	0

Table 149: Any illicit drug use including cocaine, ecstasy, herion, halluciongens or methamphetamines)

	Grade 6		Grade 8		Grade 11	
	County	State	County	State	County	State
No Use	96.1	99.4	99.3	98.2	97.1	96.7
Use	3.9	0.6	0.7	1.8	2.9	3.3
N of Valid	129	18,885	148	21,368	104	15,358
N of Miss	0	0	0	0	0	0

A.4.5 Lifetime Drug Use

Table 150: During your life, how many times have you used marijuana?

	Grade 6		Grade 8		Grade 11	
	County	State	County	State	County	State
0 times					61.2	57.7
1 or 2 times					7.8	7.8
3 to 9 times					10.7	8.3
10 to 19 times					3.9	5.2
20 to 39 times					3.9	4.6
40 or more times					12.6	16.3
N of Valid	0	0	0	0	103	14,874
N of Miss	129	18,885	148	21,368	1	485

**This was not asked in grades 6 and 8.*

Table 151: During your life, how many times have you sniffed glue, breathed the contents of aerosol spray cans, or inhaled any paints or sprays to get high?

	Grade 6		Grade 8		Grade 11	
	County	State	County	State	County	State
0 times					99.0	91.7
1 or 2 times						4.7
3 to 9 times					1.0	1.5
10 to 19 times						0.9
20 to 39 times						0.4
40 or more times						0.8
N of Valid	0	0	0	0	101	14,899
N of Miss	129	18,885	148	21,368	3	460

**This was not asked in grades 6 and 8.*

Table 152: During your life, how many times have you taken steroid pills or shots without a doctor's prescription?

	Grade 6		Grade 8		Grade 11	
	County	State	County	State	County	State
0 times					100.0	97.6
1 or 2 times						0.9
3 to 9 times						0.6
10 to 19 times						0.3
20 to 39 times						0.2
40 or more times						0.4
N of Valid	0	0	0	0	103	14,888
N of Miss	129	18,885	148	21,368	1	470

**This was not asked in grades 6 and 8.*

Table 153: During your life, how many times have you taken a prescription drug without a doctor's prescription?

	Grade 6		Grade 8		Grade 11	
	County	State	County	State	County	State
0 times					93.2	86.3
1 or 2 times					1.0	4.8
3 to 9 times					2.9	3.7
10 to 19 times					2.9	2.2
20 to 39 times						1.3
40 or more times						1.8
N of Valid	0	0	0	0	103	14,882
N of Miss	129	18,885	148	21,368	1	477

**This was not asked in grades 6 and 8.*

Table 154: During your life, how many times have you used any form of cocaine, including powder, crack or freebase?

	Grade 6		Grade 8		Grade 11	
	County	State	County	State	County	State
0 times					97.1	95.3
1 or 2 times					2.9	2.3
3 to 9 times						1.0
10 to 19 times						0.5
20 to 39 times						0.3
40 or more times						0.6
N of Valid	0	0	0	0	103	14,886
N of Miss	129	18,885	148	21,368	1	472

**This was not asked in grades 6 and 8.*

Table 155: During your life, how many times have you used ecstasy (also called MDMA)?

	Grade 6		Grade 8		Grade 11	
	County	State	County	State	County	State
0 times					96.1	93.0
1 or 2 times					3.9	3.3
3 to 9 times						1.8
10 to 19 times						0.8
20 to 39 times						0.4
40 or more times						0.7
N of Valid	0	0	0	0	102	14,788
N of Miss	129	18,885	148	21,368	3	572

**This was not asked in grades 6 and 8.*

Table 156: During your life, how many times have you used heroin (also called smack, junk, or China White)?

	Grade 6		Grade 8		Grade 11	
	County	State	County	State	County	State
0 times					100.0	98.4
1 or 2 times						0.8
3 to 9 times						0.2
10 to 19 times						0.2
20 to 39 times						0.1
40 or more times						0.4
N of Valid	0	0	0	0	103	14,886
N of Miss	129	18,885	148	21,368	1	472

**This was not asked in grades 6 and 8.*

Table 157: During your life, how many times have you used methamphetamines (also called speed, crystal, crank or ice)?

	Grade 6		Grade 8		Grade 11	
	County	State	County	State	County	State
0 times					99.0	97.4
1 or 2 times					1.0	1.2
3 to 9 times						0.4
10 to 19 times						0.3
20 to 39 times						0.2
40 or more times						0.5
N of Valid	0	0	0	0	101	14,873
N of Miss	129	18,885	148	21,368	3	485

**This was not asked in grades 6 and 8.*

Table 158: During your life, how many times have you used a needle to inject any illegal drug into your body?

	Grade 6		Grade 8		Grade 11	
	County	State	County	State	County	State
0 times					100.0	98.8
1 time						0.6
2 or more times						0.6
N of Valid	0	0	0	0	101	14,777
N of Miss	129	18,885	148	21,368	3	580

**This was not asked in grades 6 and 8.*

Table 159: Lifetime drug use (includes marijuana, inhalants, steroids, prescription drugs, cocaine, ecstasy, heroin, methamphetamines)

	Grade 6		Grade 8		Grade 11	
	County	State	County	State	County	State
No Use					61.2	55.2
Use					38.8	44.8
N of Valid	0	0	0	0	103	14,968
N of Miss	129	18,885	148	21,368	1	391

**This was not asked in grades 6 and 8.*

Table 160: Lifetime drug use other than marijuana (includes inhalants, steroids, prescription drugs, cocaine, ecstasy, heroin, methamphetamines)

	Grade 6		Grade 8		Grade 11	
	County	State	County	State	County	State
No Use					88.3	80.2
Use					11.7	19.8
N of Valid	0	0	0	0	103	14,955
N of Miss	129	18,885	148	21,368	1	403

**This was not asked in grades 6 and 8.*

A.4.6 Availability of Alcohol, Tobacco and Drugs

Table 161: If you wanted to get some, how easy would it be for you to get some beer, wine, or hard liquor (for example, vodka, whiskey, or gin)?

	Grade 6		Grade 8		Grade 11	
	County	State	County	State	County	State
Very hard	70.6	64.5	40.0	35.5	13.7	12.0
Somewhat hard	17.4	15.7	20.0	20.9	15.7	16.9
Sort of easy	5.5	11.6	24.4	24.0	29.4	33.2
Very easy	6.4	8.2	15.6	19.6	41.2	37.9
N of Valid	109	15,754	135	19,439	102	14,817
N of Miss	19	3,132	13	1,929	1	541

Table 162: If you wanted to get some, how easy would it be for you to get some cigarettes?

	Grade 6		Grade 8		Grade 11	
	County	State	County	State	County	State
Very hard	69.4	72.9	44.4	48.4	14.9	18.4
Somewhat hard	16.7	11.9	18.0	19.2	19.8	18.0
Sort of easy	9.3	7.6	19.5	15.4	20.8	23.3
Very easy	4.6	7.6	18.0	16.9	44.6	40.3
N of Valid	108	15,526	133	19,375	101	14,756
N of Miss	20	3,360	14	1,993	3	603

Table 163: If you wanted to get some, how easy would it be for you to get some marijuana?

	Grade 6		Grade 8		Grade 11	
	County	State	County	State	County	State
Very hard	82.7	83.7	49.6	53.7	23.3	18.5
Somewhat hard	5.5	7.1	13.5	13.5	12.6	12.2
Sort of easy	5.5	4.6	17.3	13.1	20.4	21.0
Very easy	6.4	4.6	19.5	19.8	43.7	48.2
N of Valid	110	15,539	133	19,319	103	14,767
N of Miss	19	3,347	14	2,049	1	591

Table 164: If you wanted to get some, how easy would it be for you to get a drug like cocaine, LSD, or amphetamines?

	Grade 6		Grade 8		Grade 11	
	County	State	County	State	County	State
Very hard	88.1	90.6	71.9	77.8	51.0	51.6
Somewhat hard	4.6	4.9	17.0	11.4	21.6	24.2
Sort of easy	4.6	2.2	5.9	5.4	12.7	12.6
Very easy	2.8	2.3	5.2	5.4	14.7	11.7
N of Valid	109	15,479	135	19,357	102	14,731
N of Miss	20	3,406	13	2,012	3	627

A.4.7 Perceived Risk of Harm from Substance Use

Table 165: How much do you think people risk harming themselves (physically or in other ways) if they take one or two drinks of an alcoholic beverage (beer, wine, liquor) nearly every day?

	Grade 6		Grade 8		Grade 11	
	County	State	County	State	County	State
No risk	26.1	18.2	18.6	13.9	26.2	14.1
Slight risk	40.0	34.4	33.6	32.4	33.0	31.3
Moderate risk	19.1	25.9	30.7	31.4	26.2	31.0
Great risk	14.8	21.5	17.1	22.3	14.6	23.6
N of Valid	115	16,654	140	19,890	103	14,884
N of Miss	15	2,232	8	1,479	1	476

Table 166: How much do you think people risk harming themselves (physically or in other ways) when they have five or more drinks of an alcoholic beverage once or twice a week?

	Grade 6		Grade 8		Grade 11	
	County	State	County	State	County	State
No risk	24.6	13.5	13.6	8.5	12.6	6.0
Slight risk	20.2	20.8	22.1	18.9	18.4	18.0
Moderate risk	35.1	35.6	38.6	38.6	41.7	37.6
Great risk	20.2	30.0	25.7	34.0	27.2	38.4
N of Valid	114	16,527	140	19,791	103	14,850
N of Miss	15	2,359	8	1,576	1	508

Table 167: How much do you think people risk harming themselves (physically or in other ways) if they smoke one or more packs of cigarettes per day?

	Grade 6		Grade 8		Grade 11	
	County	State	County	State	County	State
No risk	21.9	11.8	9.9	7.3	11.8	5.8
Slight risk	14.9	7.1	9.2	7.2	13.7	7.1
Moderate risk	12.3	17.0	22.0	18.5	22.5	17.1
Great risk	50.9	64.1	58.9	67.0	52.0	70.0
N of Valid	114	16,421	141	19,588	102	14,744
N of Miss	15	2,465	7	1,780	3	614

Table 168: How much do you think people risk harming themselves (physically or in other ways) if they try marijuana once or twice?

	Grade 6		Grade 8		Grade 11	
	County	State	County	State	County	State
No risk	34.5	16.5	22.0	22.1	31.1	41.3
Slight risk	22.1	28.1	36.9	31.4	34.0	33.1
Moderate risk	23.9	28.1	22.0	24.8	21.4	14.5
Great risk	19.5	27.3	19.1	21.8	13.6	11.0
N of Valid	113	16,289	141	19,669	103	14,788
N of Miss	16	2,597	8	1,701	1	569

Table 169: How much do you think people risk harming themselves (physically or in other ways) if they smoke marijuana once or twice a week?

	Grade 6		Grade 8		Grade 11	
	County	State	County	State	County	State
No risk	25.0	13.3	19.3	13.9	22.8	23.1
Slight risk	14.3	12.0	20.0	15.9	24.8	25.2
Moderate risk	28.6	26.5	29.3	27.6	27.7	27.1
Great risk	32.1	48.2	31.4	42.5	24.8	24.6
N of Valid	112	16,276	140	19,697	101	14,836
N of Miss	16	2,610	8	1,671	3	523

Table 170: How wrong do you think it is for someone your age to have one or two drinks of an alcoholic beverage nearly every day?

	Grade 6		Grade 8		Grade 11	
	County	State	County	State	County	State
Very wrong	73.9	75.2	50.7	55.2	33.0	37.3
Wrong	17.1	18.2	29.3	28.1	40.8	33.5
A little bit wrong	7.2	5.1	16.4	12.7	17.5	21.5
Not wrong at all	1.8	1.5	3.6	4.1	8.7	7.7
N of Valid	111	16,993	140	20,223	103	14,641
N of Miss	17	1,891	8	1,146	1	718

Table 171: How wrong do you think it is for someone your age to smoke one or more packs of cigarettes a day?

	Grade 6		Grade 8		Grade 11	
	County	State	County	State	County	State
Very wrong	88.2	91.9	71.7	80.4	52.5	67.6
Wrong	9.1	6.2	20.3	14.3	33.7	21.4
A little bit wrong	1.8	1.2	5.8	3.2	8.9	7.6
Not wrong at all	0.9	0.7	2.2	2.1	5.0	3.4
N of Valid	110	16,890	138	20,123	101	14,589
N of Miss	18	1,995	10	1,246	3	770

Table 172: How wrong do you think it is for someone your age to try marijuana or hashish once or twice?

	Grade 6		Grade 8		Grade 11	
	County	State	County	State	County	State
Very wrong	79.3	79.4	54.7	53.9	25.5	25.7
Wrong	11.7	14.2	20.4	20.9	31.4	17.9
A little bit wrong	7.2	4.6	14.6	14.9	29.4	25.3
Not wrong at all	1.8	1.9	10.2	10.3	13.7	31.0
N of Valid	111	16,767	137	20,040	102	14,433
N of Miss	18	2,118	10	1,329	1	926

Table 173: How wrong do you think it is for someone your age to use marijuana or hashish once a month or more?

	Grade 6		Grade 8		Grade 11	
	County	State	County	State	County	State
Very wrong	77.7	83.0	56.9	62.5	43.4	31.7
Wrong	11.6	11.8	20.4	18.0	25.3	21.1
A little bit wrong	6.2	3.3	15.3	11.3	18.2	23.0
Not wrong at all	4.5	1.9	7.3	8.2	13.1	24.2
N of Valid	112	16,227	137	19,275	99	14,391
N of Miss	18	2,658	11	2,093	5	968

Table 174: How wrong do you believe most students in your school think it is for someone their age to have one or two drinks of an alcoholic beverage nearly every day?

	Grade 6		Grade 8		Grade 11	
	County	State	County	State	County	State
Very wrong	64.5	63.0	51.1	40.0	20.6	20.3
Wrong	27.3	24.2	21.6	30.7	27.5	27.1
A little bit wrong	5.5	10.0	18.7	21.3	32.4	34.0
Not wrong at all	2.7	2.8	8.6	8.0	19.6	18.6
N of Valid	110	16,557	139	19,967	102	14,504
N of Miss	19	2,328	9	1,401	1	853

A.4.8 Communication about Substance Use

Table 175: During the past 12 months, do you recall hearing, reading, or watching an advertisement about prevention of substance abuse?

	Grade 6		Grade 8		Grade 11	
	County	State	County	State	County	State
Yes	43.5	44.4	50.4	60.6	65.3	78.4
No	35.2	29.1	27.3	19.6	23.8	12.2
Don't know or can't say	21.3	26.5	22.3	19.8	10.9	9.5
N of Valid	108	16,744	139	20,200	101	14,753
N of Miss	22	2,142	9	1,168	3	605

Table 176: During the past 12 months, have you had a special class about drugs or alcohol in school?

	Grade 6		Grade 8		Grade 11	
	County	State	County	State	County	State
Yes	74.8	42.0	44.9	53.5	34.7	47.8
No	19.4	49.0	38.4	36.7	53.5	44.2
Don't know or can't say	5.8	9.0	16.7	9.8	11.9	8.0
N of Valid	103	16,761	138	20,093	101	14,690
N of Miss	25	2,125	10	1,275	3	669

Table 177: During the past 12 months, have you talked with at least one of your parents about the dangers of tobacco, alcohol, or drug use?

	Grade 6		Grade 8		Grade 11	
	County	State	County	State	County	State
Yes	50.9	62.3	55.1	67.2	68.7	70.0
No	35.8	28.7	32.6	24.5	27.3	23.9
Don't know or can't say	13.2	9.0	12.3	8.3	4.0	6.1
N of Valid	106	16,738	138	20,099	99	14,701
N of Miss	24	2,148	10	1,270	5	658

Table 178: Would you be more or less likely to want to work for an employer that tests its employees for drug or alcohol use on a random basis?

	Grade 6		Grade 8		Grade 11	
	County	State	County	State	County	State
More likely					44.2	31.3
Less likely					8.4	17.3
Would make no difference					41.1	45.1
Don't know or can't say					6.3	6.3
N of Valid	0	0	0	0	95	14,600
N of Miss	129	18,885	148	21,368	9	759

**This was not asked in grades 6 and 8.*

A.5 Parenting and Parental Attitudes

A.5.1 Family Management

Table 179: My parents ask if I've gotten my homework done.

	Grade 6		Grade 8		Grade 11	
	County	State	County	State	County	State
Very much true	75.2	80.0	57.4	65.6	51.5	50.7
Pretty much true	10.1	11.7	20.6	18.0	10.9	22.4
A little true	8.3	5.0	13.2	9.5	26.7	16.0
Not at all true	6.4	3.3	8.8	6.9	10.9	11.0
N of Valid	109	16,368	136	19,968	101	14,516
N of Miss	19	2,518	12	1,401	3	842

Table 180: My parents would catch me if I skipped school.

	Grade 6		Grade 8		Grade 11	
	County	State	County	State	County	State
Very much true	76.1	81.1	62.6	68.2	42.2	48.1
Pretty much true	8.3	9.1	17.3	15.5	19.6	20.9
A little true	5.5	4.6	12.9	9.1	23.5	18.5
Not at all true	10.1	5.1	7.2	7.2	14.7	12.6
N of Valid	109	16,155	139	19,731	102	14,343
N of Miss	19	2,731	9	1,637	1	1,014

Table 181: When I am not at home, one of my parents knows where I am and whom I am with.

	Grade 6		Grade 8		Grade 11	
	County	State	County	State	County	State
Very much true	66.7	77.8	63.8	66.7	59.8	51.1
Pretty much true	10.2	13.3	19.6	19.9	20.6	28.5
A little true	13.9	4.9	10.9	9.2	14.7	15.1
Not at all true	9.3	3.9	5.8	4.3	4.9	5.3
N of Valid	108	16,477	138	20,047	102	14,539
N of Miss	20	2,409	9	1,321	1	818

Table 182: My family has clear rules about alcohol and drug use.

	Grade 6		Grade 8		Grade 11	
	County	State	County	State	County	State
Very much true	77.1	83.5	65.7	71.8	60.8	58.1
Pretty much true	9.2	9.2	14.3	14.8	19.6	21.3
A little true	6.4	3.9	12.9	8.6	9.8	14.1
Not at all true	7.3	3.4	7.1	4.8	9.8	6.5
N of Valid	109	16,408	140	19,992	102	14,500
N of Miss	19	2,479	8	1,377	1	858

Table 183: How would most students in your school respond to this statement: "My family has clear rules about alcohol and drug use."

	Grade 6		Grade 8		Grade 11	
	County	State	County	State	County	State
Very much true					16.7	17.3
Pretty much true					27.5	38.5
A little true					37.3	35.7
Not at all true					18.6	8.5
N of Valid	0	0	0	0	102	14,420
N of Miss	129	18,885	148	21,368	3	937

**This was not asked in grades 6 and 8.*

A.5.2 Parental Attitudes towards Substance Use

Table 184: How wrong do you think your parents feel it would be for you to drink beer, wine, or liquor (for example, vodka, whiskey, or gin) regularly (at least once or twice a month)?

	Grade 6		Grade 8		Grade 11	
	County	State	County	State	County	State
Very wrong	86.8	87.2	73.9	77.8	52.5	57.8
Wrong	8.5	7.9	16.7	13.2	19.2	22.0
A little bit wrong	2.8	3.3	4.3	6.6	19.2	14.5
Not wrong at all	1.9	1.6	5.1	2.4	9.1	5.6
N of Valid	106	16,782	138	20,111	99	14,547
N of Miss	22	2,103	11	1,257	5	812

Table 185: How wrong do you think your parents feel it would be for you to smoke cigarettes?

	Grade 6		Grade 8		Grade 11	
	County	State	County	State	County	State
Very wrong	86.9	93.8	82.5	89.3	82.8	81.4
Wrong	8.4	4.3	11.7	7.3	11.1	12.0
A little bit wrong	2.8	1.1	3.6	2.0	5.1	4.1
Not wrong at all	1.9	0.7	2.2	1.3	1.0	2.5
N of Valid	107	16,730	137	20,110	99	14,563
N of Miss	20	2,156	12	1,259	4	795

Table 186: How wrong do you think your parents feel it would be for you to smoke marijuana?

	Grade 6		Grade 8		Grade 11	
	County	State	County	State	County	State
Very wrong	89.0	95.4	80.0	86.1	77.8	70.7
Wrong	5.5	2.6	11.1	7.6	8.1	14.4
A little bit wrong	2.8	1.1	5.9	3.9	6.1	9.4
Not wrong at all	2.8	0.9	3.0	2.4	8.1	5.5
N of Valid	109	16,695	135	20,051	99	14,561
N of Miss	19	2,190	13	1,317	5	797

A.6 Height and Weight

A.6.1 BMI and Weight

Table 187: BMI Percentile Ranking

	Grade 6		Grade 8		Grade 11	
	County	State	County	State	County	State
Underweight					1.1	3.1
Healthy Weight					61.8	71.7
Overweight					15.7	13.5
Obese					21.3	11.6
N of Valid	0	0	0	0	89	13,385
N of Miss	129	18,885	148	21,368	15	1,973

**This was not asked in grades 6 and 8.*

Table 188: How do you describe your weight?

	Grade 6		Grade 8		Grade 11	
	County	State	County	State	County	State
Very underweight						1.7
Slightly underweight					10.8	12.3
About the right weight					46.1	57.1
Slightly overweight					32.4	24.8
Very overweight					10.8	4.1
N of Valid	0	0	0	0	102	14,436
N of Miss	129	18,885	148	21,368	1	920

**This was not asked in grades 6 and 8.*

Table 189: Which of the following are you trying to do about your weight?

	Grade 6		Grade 8		Grade 11	
	County	State	County	State	County	State
Lose weight					50.5	43.7
Gain weight					8.7	15.8
Stay the same weight					18.4	18.4
I am not trying to do anything about my weight					22.3	22.1
N of Valid	0	0	0	0	103	14,425
N of Miss	129	18,885	148	21,368	1	934

**This was not asked in grades 6 and 8.*

Table 190: During the past 30 days, did you go without eating for 24 hours or more (also called fasting) to lose weight or to keep from gaining weight?

	Grade 6		Grade 8		Grade 11	
	County	State	County	State	County	State
Yes					9.9	11.0
No					90.1	89.0
N of Valid	0	0	0	0	101	14,418
N of Miss	129	18,885	148	21,368	3	940

**This was not asked in grades 6 and 8.*

Table 191: During the past 30 days, did you take any diet pills, powders, or liquids without a doctor's advice to lose weight or to keep from gaining weight? (Do not include meal replacement products such as Slim Fast.)

	Grade 6		Grade 8		Grade 11	
	County	State	County	State	County	State
Yes					2.9	5.0
No					97.1	95.0
N of Valid	0	0	0	0	103	14,398
N of Miss	129	18,885	148	21,368	1	959

**This was not asked in grades 6 and 8.*

Table 192: During the past 30 days, did you vomit or take laxatives to lose weight or to keep from gaining weight?

	Grade 6		Grade 8		Grade 11	
	County	State	County	State	County	State
Yes					7.8	4.2
No					92.2	95.8
N of Valid	0	0	0	0	103	14,391
N of Miss	129	18,885	148	21,368	1	968

**This was not asked in grades 6 and 8.*

B SWS QUESTIONNAIRES



Oregon Student Wellness Survey for Grades 6 & 8

- The survey is completely voluntary and anonymous. DO NOT put your name on the questionnaire.
- This is not a test, so there are no right or wrong answers. We would like you to work quickly so you can finish.
- All of the questions should be answered by completely filling in one of the answer spaces. If you do not find an answer that fits exactly, use the one that comes closest. If any question does not apply to you, or you are not sure what it means, just leave it blank. You can skip any question that you do not wish to answer.
- Please mark only ONE oval unless the question specifically asks you to "Please mark all that apply." Completely fill in the oval using a #2 pencil.

1. How old are you?

- 10 years old
- 11 years old
- 12 years old
- 13 years old
- 14 years old
- 15 years old

2. What is your sex?

- Female
- Male

3. In what grade are you?

- 6th
- 7th
- 8th
- 9th

4. What is your race? (Please mark all that apply.)

- American Indian or Alaska Native
- Asian
- Black or African American
- Native or Other Pacific Islander
- White

5. Are you Hispanic or Latino/Latina?

- Yes
- No

6. What is the language you use most often at home?

- English
- Russian
- Spanish
- Vietnamese
- A tribal language
- Another language

Would you say that in general your...



7. emotional and mental health is...

- Excellent
- Very Good
- Good
- Fair
- Poor

8. physical health is...

- Excellent
- Very Good
- Good
- Fair
- Poor

9. Have you changed schools (including changing from elementary to middle and middle to high school) in the past year?

- Yes
- No

10. How many times have you changed homes since kindergarten?

- Never
- 1 or 2 times
- 3 or 4 times
- 5 or 6 times
- 7 or more times

11. Putting them all together, what were your grades like last year?

- Mostly A's
- Mostly B's
- Mostly C's
- Mostly D's
- Mostly F's

12. During the LAST FOUR WEEKS how many whole days of school have you missed because you skipped or "cut"?

- None
- 1 day
- 2 days
- 3 days
- 4 to 5 days
- 6 to 10 days
- 11 days or more

PLEASE DO NOT WRITE IN THIS AREA

[SERIAL]

13. How do you like school?

- I like school very much
- I like school
- I neither like nor dislike school
- I dislike school
- I dislike school very much

14. How important do you think the things you are learning in school are going to be for your later life?

- Very important
- Quite important
- Fairly important
- Slightly important
- Not at all important

	Almost always	Sometimes	Often	Seldom	Never
15. How often do you feel that the schoolwork you are assigned is meaningful and important?	<input type="radio"/>	<input type="radio"/>	<input type="radio"/>	<input type="radio"/>	<input type="radio"/>
16. Thinking back over the past school year, how often did you try to do your best work in school?	<input type="radio"/>	<input type="radio"/>	<input type="radio"/>	<input type="radio"/>	<input type="radio"/>

How much do you agree with the following statements about school?

	Strongly disagree	Somewhat disagree	Somewhat agree	Strongly agree
17. I have lots of chances to be part of class discussions or activities.	<input type="radio"/>	<input type="radio"/>	<input type="radio"/>	<input type="radio"/>
18. There are lots of chances for students in my school to get involved in sports, clubs, and other school activities outside of class.	<input type="radio"/>	<input type="radio"/>	<input type="radio"/>	<input type="radio"/>
19. I respect most of my teachers.	<input type="radio"/>	<input type="radio"/>	<input type="radio"/>	<input type="radio"/>
20. My teachers notice when I am doing a good job and let me know about it.	<input type="radio"/>	<input type="radio"/>	<input type="radio"/>	<input type="radio"/>
21. I can talk to my teachers openly and freely about my concerns.	<input type="radio"/>	<input type="radio"/>	<input type="radio"/>	<input type="radio"/>
22. In my school, teachers treat students with respect.	<input type="radio"/>	<input type="radio"/>	<input type="radio"/>	<input type="radio"/>
23. Most students at my school help each other when they are hurt or upset.	<input type="radio"/>	<input type="radio"/>	<input type="radio"/>	<input type="radio"/>
24. In my school, students that work hard to get good grades are picked on by other students.	<input type="radio"/>	<input type="radio"/>	<input type="radio"/>	<input type="radio"/>

	0 days	1 day	2 or 3 days	4 or 5 days	6 or more days
During the past 30 days, on how many days did you...					
25. not go to school because you felt you would be unsafe at school or on your way to or from school?	<input type="radio"/>	<input type="radio"/>	<input type="radio"/>	<input type="radio"/>	<input type="radio"/>
26. carry a gun as a weapon on school property?	<input type="radio"/>	<input type="radio"/>	<input type="radio"/>	<input type="radio"/>	<input type="radio"/>
27. carry a weapon (other than a gun) such as a knife or club on school property?	<input type="radio"/>	<input type="radio"/>	<input type="radio"/>	<input type="radio"/>	<input type="radio"/>

	0 times	1 time	2 or 3 times	4 or 5 times	6 or 7 times	8 or 9 times	10 or 11 times	12 or more times
During the past 12 months, how many times...								
28. were you in a physical fight?	<input type="radio"/>	<input type="radio"/>	<input type="radio"/>	<input type="radio"/>	<input type="radio"/>	<input type="radio"/>	<input type="radio"/>	<input type="radio"/>
29. were you in a physical fight on school property?	<input type="radio"/>	<input type="radio"/>	<input type="radio"/>	<input type="radio"/>	<input type="radio"/>	<input type="radio"/>	<input type="radio"/>	<input type="radio"/>
30. did you bully someone (such as hitting, kicking, pushing, saying mean things, spreading rumors, or making sexual comments that bothered them)?	<input type="radio"/>	<input type="radio"/>	<input type="radio"/>	<input type="radio"/>	<input type="radio"/>	<input type="radio"/>	<input type="radio"/>	<input type="radio"/>
31. have you been suspended from school?	<input type="radio"/>	<input type="radio"/>	<input type="radio"/>	<input type="radio"/>	<input type="radio"/>	<input type="radio"/>	<input type="radio"/>	<input type="radio"/>
32. has someone threatened you with a weapon such as a gun, knife, or club on school property?	<input type="radio"/>	<input type="radio"/>	<input type="radio"/>	<input type="radio"/>	<input type="radio"/>	<input type="radio"/>	<input type="radio"/>	<input type="radio"/>

33. During the past 12 months, has anyone offered, sold, or given you an illegal drug on school property?

- Yes
- No

	0 times	1 time	2 or 3 times	4 or 5 times	6 or more times
Harassment can include threatening, bullying, name-calling or obscenities, offensive notes or graffiti, unwanted touching, and being pushed around or hit. In the last 30 days, how many times have you been harassed at school, on a school bus or going to and from school...					
34. because of your race or ethnic origin.	<input type="radio"/>	<input type="radio"/>	<input type="radio"/>	<input type="radio"/>	<input type="radio"/>
35. because someone said you were gay, lesbian, bisexual or transgender.	<input type="radio"/>	<input type="radio"/>	<input type="radio"/>	<input type="radio"/>	<input type="radio"/>
36. because of who your friends are.	<input type="radio"/>	<input type="radio"/>	<input type="radio"/>	<input type="radio"/>	<input type="radio"/>
37. because of how you look (weight, clothes, acne, or other physical characteristics).	<input type="radio"/>	<input type="radio"/>	<input type="radio"/>	<input type="radio"/>	<input type="radio"/>
38. because you received unwanted sexual comments or attention.	<input type="radio"/>	<input type="radio"/>	<input type="radio"/>	<input type="radio"/>	<input type="radio"/>
39. through e-mail, chat rooms, instant messaging, Web sites, texting or phone.	<input type="radio"/>	<input type="radio"/>	<input type="radio"/>	<input type="radio"/>	<input type="radio"/>
40. for other reasons.	<input type="radio"/>	<input type="radio"/>	<input type="radio"/>	<input type="radio"/>	<input type="radio"/>

How often have you...	Never	Once or twice per year	Once or twice per month	Once or twice per week	Every day
41. seen another student bully others by hitting, kicking, punching or otherwise hurting them in school or on the school bus?	<input type="radio"/>	<input type="radio"/>	<input type="radio"/>	<input type="radio"/>	<input type="radio"/>
42. heard another student bully others by saying mean things, teasing or calling other students names in your school or on the school bus?	<input type="radio"/>	<input type="radio"/>	<input type="radio"/>	<input type="radio"/>	<input type="radio"/>
43. heard another student spread mean rumors or leave other students out of activities to be mean in your school or on the school bus?	<input type="radio"/>	<input type="radio"/>	<input type="radio"/>	<input type="radio"/>	<input type="radio"/>

During the past 30 days, how much of the time have you...	None of the time	A little of the time	Some of the time	A good bit of the time	Most of the time	All of the time
44. been a happy person?	<input type="radio"/>	<input type="radio"/>	<input type="radio"/>	<input type="radio"/>	<input type="radio"/>	<input type="radio"/>
45. been a very nervous person?	<input type="radio"/>	<input type="radio"/>	<input type="radio"/>	<input type="radio"/>	<input type="radio"/>	<input type="radio"/>
46. felt calm and peaceful?	<input type="radio"/>	<input type="radio"/>	<input type="radio"/>	<input type="radio"/>	<input type="radio"/>	<input type="radio"/>
47. felt downhearted and blue?	<input type="radio"/>	<input type="radio"/>	<input type="radio"/>	<input type="radio"/>	<input type="radio"/>	<input type="radio"/>
48. felt so down in the dumps that nothing could cheer you up?	<input type="radio"/>	<input type="radio"/>	<input type="radio"/>	<input type="radio"/>	<input type="radio"/>	<input type="radio"/>

49. During the past 12 months, did you ever feel so sad or hopeless almost every day for two weeks or more in a row that you stopped doing some usual activities?

- Yes
- No

50. During the past 12 months, did you ever seriously consider attempting suicide?

- Yes
- No

51. During the past 12 months, how many times did you actually attempt suicide?

- 0 times
- 1 time
- 2 or 3 times
- 4 or 5 times
- 6 or more times

52. Gambling involves betting anything of value (money, a watch, soda, etc.) on a game or event with an uncertain outcome. Please check ALL the different types of betting that you have done, if any, during the last 30 days:

- I did not gamble during the last 30 days
- Playing lottery tickets/Powerball/Megabucks
- Playing dice or coin flips
- Playing cards (poker, etc.)
- Betting on a sports team
- Betting on games of personal skill (bowling, video games, dares, etc.)
- Gambling on the Internet for free or with money
- Playing Bingo for money
- Other

53. During the last 12 months, have you ever felt bad about the amount you bet, or about what happens when you bet money?

- Yes
- No
- I don't bet for money

54. During the last 12 months, have you ever felt that you would like to stop betting money but didn't think you could?

- Yes
- No
- I don't bet for money

	Yes	No
55. Have you ever lied to anyone about betting/gambling?	<input type="radio"/>	<input type="radio"/>
56. Have you ever bet/gambled more than you wanted to?	<input type="radio"/>	<input type="radio"/>
57. Have your parents ever talked to you about the risks of betting/gambling?	<input type="radio"/>	<input type="radio"/>
58. Have your teachers ever talked to you about the risks of betting/gambling?	<input type="radio"/>	<input type="radio"/>

PLEASE DO NOT WRITE IN THIS AREA

[SERIAL]

The next questions ask about drinking alcohol. This includes drinking beer, wine/wine coolers, flavored beverages such as Mike's Hard Lemonade and liquor ("shots") such as rum, gin, vodka, or whiskey. For these questions, drinking alcohol does not include drinking a few sips of wine for religious purposes.

During the past 30 days, on how many days did you...

	20 or more days	<input type="radio"/>
	10 to 19 days	<input type="radio"/>
	6 to 9 days	<input type="radio"/>
	3 to 5 days	<input type="radio"/>
	1 or 2 days	<input type="radio"/>
	0 days	<input type="radio"/>

59. have at least one drink of alcohol?

<input type="radio"/>	<input type="radio"/>	<input type="radio"/>	<input type="radio"/>	<input type="radio"/>	<input type="radio"/>	<input type="radio"/>	<input type="radio"/>	<input type="radio"/>	<input type="radio"/>
-----------------------	-----------------------	-----------------------	-----------------------	-----------------------	-----------------------	-----------------------	-----------------------	-----------------------	-----------------------

60. have 5 or more drinks of alcohol in a row, that is, within a couple of hours?

<input type="radio"/>	<input type="radio"/>	<input type="radio"/>	<input type="radio"/>	<input type="radio"/>	<input type="radio"/>	<input type="radio"/>	<input type="radio"/>	<input type="radio"/>	<input type="radio"/>
-----------------------	-----------------------	-----------------------	-----------------------	-----------------------	-----------------------	-----------------------	-----------------------	-----------------------	-----------------------

During the past 30 days, on how many days do you think most students in your school...

61. had at least one drink of alcohol? (your best estimate)

<input type="radio"/>	<input type="radio"/>	<input type="radio"/>	<input type="radio"/>	<input type="radio"/>	<input type="radio"/>	<input type="radio"/>	<input type="radio"/>	<input type="radio"/>	<input type="radio"/>
-----------------------	-----------------------	-----------------------	-----------------------	-----------------------	-----------------------	-----------------------	-----------------------	-----------------------	-----------------------

62. had 5 or more drinks of alcohol in a row, that is, within a couple of hours? (your best estimate)

<input type="radio"/>	<input type="radio"/>	<input type="radio"/>	<input type="radio"/>	<input type="radio"/>	<input type="radio"/>	<input type="radio"/>	<input type="radio"/>	<input type="radio"/>	<input type="radio"/>
-----------------------	-----------------------	-----------------------	-----------------------	-----------------------	-----------------------	-----------------------	-----------------------	-----------------------	-----------------------

63. During the past 30 days, how many times did you ride in a vehicle driven by a parent or other adult who had been drinking alcohol?

	6 or more times	<input type="radio"/>
	4 or 5 times	<input type="radio"/>
	2 or 3 times	<input type="radio"/>
	1 time	<input type="radio"/>
	0 times	<input type="radio"/>

64. During the past 30 days, how many times did most students in your school ride in a vehicle driven by a parent or other adult who had been drinking alcohol?

<input type="radio"/>	<input type="radio"/>	<input type="radio"/>	<input type="radio"/>	<input type="radio"/>	<input type="radio"/>	<input type="radio"/>	<input type="radio"/>	<input type="radio"/>	<input type="radio"/>
-----------------------	-----------------------	-----------------------	-----------------------	-----------------------	-----------------------	-----------------------	-----------------------	-----------------------	-----------------------

During the past 30 days, on how many days did you...

	20 or more days	<input type="radio"/>
	10 to 19 days	<input type="radio"/>
	6 to 9 days	<input type="radio"/>
	3 to 5 days	<input type="radio"/>
	1 or 2 days	<input type="radio"/>
	0 days	<input type="radio"/>

65. smoke cigarettes?

<input type="radio"/>	<input type="radio"/>	<input type="radio"/>	<input type="radio"/>	<input type="radio"/>	<input type="radio"/>	<input type="radio"/>	<input type="radio"/>	<input type="radio"/>	<input type="radio"/>
-----------------------	-----------------------	-----------------------	-----------------------	-----------------------	-----------------------	-----------------------	-----------------------	-----------------------	-----------------------

66. use other tobacco products?

<input type="radio"/>	<input type="radio"/>	<input type="radio"/>	<input type="radio"/>	<input type="radio"/>	<input type="radio"/>	<input type="radio"/>	<input type="radio"/>	<input type="radio"/>	<input type="radio"/>
-----------------------	-----------------------	-----------------------	-----------------------	-----------------------	-----------------------	-----------------------	-----------------------	-----------------------	-----------------------

67. During the past 30 days, how many times did you use marijuana?

- 0 times
- 1 or 2 times
- 3 to 9 times
- 10 to 19 times
- 20 to 39 times
- 40 or more times

How old were you...

	8 years old or younger	<input type="radio"/>
	9 years old	<input type="radio"/>
	10 years old	<input type="radio"/>
	11 years old	<input type="radio"/>
	12 years old	<input type="radio"/>
	13 years old	<input type="radio"/>
	14 years old	<input type="radio"/>
	15 years old	<input type="radio"/>
	Never have	<input type="radio"/>

68. when you had more than a sip or two of beer, wine, or hard liquor (for example, vodka, whiskey, or gin) for the first time?

<input type="radio"/>	<input type="radio"/>	<input type="radio"/>	<input type="radio"/>	<input type="radio"/>	<input type="radio"/>	<input type="radio"/>	<input type="radio"/>	<input type="radio"/>	<input type="radio"/>
-----------------------	-----------------------	-----------------------	-----------------------	-----------------------	-----------------------	-----------------------	-----------------------	-----------------------	-----------------------

69. when you first began drinking alcoholic beverages regularly, that is at least once or twice a month?

<input type="radio"/>	<input type="radio"/>	<input type="radio"/>	<input type="radio"/>	<input type="radio"/>	<input type="radio"/>	<input type="radio"/>	<input type="radio"/>	<input type="radio"/>	<input type="radio"/>
-----------------------	-----------------------	-----------------------	-----------------------	-----------------------	-----------------------	-----------------------	-----------------------	-----------------------	-----------------------

70. when you smoked a whole cigarette for the first time?

<input type="radio"/>	<input type="radio"/>	<input type="radio"/>	<input type="radio"/>	<input type="radio"/>	<input type="radio"/>	<input type="radio"/>	<input type="radio"/>	<input type="radio"/>	<input type="radio"/>
-----------------------	-----------------------	-----------------------	-----------------------	-----------------------	-----------------------	-----------------------	-----------------------	-----------------------	-----------------------

71. the first time you used tobacco products other than cigarettes such as snuff, chewing tobacco, and smoking tobacco from a pipe?

<input type="radio"/>	<input type="radio"/>	<input type="radio"/>	<input type="radio"/>	<input type="radio"/>	<input type="radio"/>	<input type="radio"/>	<input type="radio"/>	<input type="radio"/>	<input type="radio"/>
-----------------------	-----------------------	-----------------------	-----------------------	-----------------------	-----------------------	-----------------------	-----------------------	-----------------------	-----------------------

72. when you tried marijuana for the first time?

<input type="radio"/>	<input type="radio"/>	<input type="radio"/>	<input type="radio"/>	<input type="radio"/>	<input type="radio"/>	<input type="radio"/>	<input type="radio"/>	<input type="radio"/>	<input type="radio"/>
-----------------------	-----------------------	-----------------------	-----------------------	-----------------------	-----------------------	-----------------------	-----------------------	-----------------------	-----------------------

How much do you think people risk harming themselves (physically or in other ways)...

	Great risk	<input type="radio"/>
	Moderate risk	<input type="radio"/>
	Slight risk	<input type="radio"/>
	No risk	<input type="radio"/>

73. if they take one or two drinks of an alcoholic beverage (beer, wine, liquor) nearly every day?

<input type="radio"/>	<input type="radio"/>	<input type="radio"/>	<input type="radio"/>	<input type="radio"/>	<input type="radio"/>	<input type="radio"/>	<input type="radio"/>	<input type="radio"/>	<input type="radio"/>
-----------------------	-----------------------	-----------------------	-----------------------	-----------------------	-----------------------	-----------------------	-----------------------	-----------------------	-----------------------

74. when they have five or more drinks of an alcoholic beverage once or twice a week?

<input type="radio"/>	<input type="radio"/>	<input type="radio"/>	<input type="radio"/>	<input type="radio"/>	<input type="radio"/>	<input type="radio"/>	<input type="radio"/>	<input type="radio"/>	<input type="radio"/>
-----------------------	-----------------------	-----------------------	-----------------------	-----------------------	-----------------------	-----------------------	-----------------------	-----------------------	-----------------------

75. if they smoke one or more packs of cigarettes per day?

<input type="radio"/>	<input type="radio"/>	<input type="radio"/>	<input type="radio"/>	<input type="radio"/>	<input type="radio"/>	<input type="radio"/>	<input type="radio"/>	<input type="radio"/>	<input type="radio"/>
-----------------------	-----------------------	-----------------------	-----------------------	-----------------------	-----------------------	-----------------------	-----------------------	-----------------------	-----------------------

76. if they try marijuana once or twice?

<input type="radio"/>	<input type="radio"/>	<input type="radio"/>	<input type="radio"/>	<input type="radio"/>	<input type="radio"/>	<input type="radio"/>	<input type="radio"/>	<input type="radio"/>	<input type="radio"/>
-----------------------	-----------------------	-----------------------	-----------------------	-----------------------	-----------------------	-----------------------	-----------------------	-----------------------	-----------------------

77. if they smoke marijuana once or twice a week?

<input type="radio"/>	<input type="radio"/>	<input type="radio"/>	<input type="radio"/>	<input type="radio"/>	<input type="radio"/>	<input type="radio"/>	<input type="radio"/>	<input type="radio"/>	<input type="radio"/>
-----------------------	-----------------------	-----------------------	-----------------------	-----------------------	-----------------------	-----------------------	-----------------------	-----------------------	-----------------------

If you wanted to get some, how easy would it be for you to...

	Very easy	<input type="radio"/>
	Sort of easy	<input type="radio"/>
	Somewhat hard	<input type="radio"/>
	Very hard	<input type="radio"/>

78. get some beer, wine, or hard liquor (for example, vodka, whiskey, or gin)?

<input type="radio"/>	<input type="radio"/>	<input type="radio"/>	<input type="radio"/>	<input type="radio"/>	<input type="radio"/>	<input type="radio"/>	<input type="radio"/>	<input type="radio"/>	<input type="radio"/>
-----------------------	-----------------------	-----------------------	-----------------------	-----------------------	-----------------------	-----------------------	-----------------------	-----------------------	-----------------------

79. get some cigarettes?

<input type="radio"/>	<input type="radio"/>	<input type="radio"/>	<input type="radio"/>	<input type="radio"/>	<input type="radio"/>	<input type="radio"/>	<input type="radio"/>	<input type="radio"/>	<input type="radio"/>
-----------------------	-----------------------	-----------------------	-----------------------	-----------------------	-----------------------	-----------------------	-----------------------	-----------------------	-----------------------

80. get some marijuana?

<input type="radio"/>	<input type="radio"/>	<input type="radio"/>	<input type="radio"/>	<input type="radio"/>	<input type="radio"/>	<input type="radio"/>	<input type="radio"/>	<input type="radio"/>	<input type="radio"/>
-----------------------	-----------------------	-----------------------	-----------------------	-----------------------	-----------------------	-----------------------	-----------------------	-----------------------	-----------------------

81. get a drug like cocaine, LSD, or amphetamines?

During the past 30 days, on how many days did you...

	All 30 days	<input type="radio"/>
	20 to 29 days	<input type="radio"/>
	10 to 19 days	<input type="radio"/>
	6 to 9 days	<input type="radio"/>
	3 to 5 days	<input type="radio"/>
	1 or 2 days	<input type="radio"/>
	0 days	<input type="radio"/>

82. sniff glue, breathe the contents of aerosol spray cans, or inhale any paints or sprays to get high?

<input type="radio"/>	<input type="radio"/>	<input type="radio"/>	<input type="radio"/>	<input type="radio"/>	<input type="radio"/>	<input type="radio"/>	<input type="radio"/>	<input type="radio"/>	<input type="radio"/>
-----------------------	-----------------------	-----------------------	-----------------------	-----------------------	-----------------------	-----------------------	-----------------------	-----------------------	-----------------------

83. use a prescription drug (such as OxyContin, Percocet, Vicodin, codeine, Adderall, Ritalin, or Xanax) without a doctor's orders?

<input type="radio"/>	<input type="radio"/>	<input type="radio"/>	<input type="radio"/>	<input type="radio"/>	<input type="radio"/>	<input type="radio"/>	<input type="radio"/>	<input type="radio"/>	<input type="radio"/>
-----------------------	-----------------------	-----------------------	-----------------------	-----------------------	-----------------------	-----------------------	-----------------------	-----------------------	-----------------------

84. Which of the following illicit drugs did you use during the past 30 days? Please mark all that apply.

- I did not use illicit drugs during the past 30 days
- Marijuana
- Any form of cocaine including powder, crack or freebase
- Ecstasy (also called MDMA)
- Heroin or other opiates or narcotics
- LSD or other hallucinogens or psychedelics
- Methamphetamines (also called speed, crystal, crank or ice)
- Steroid pills or shots without a doctor's prescription

During the past 12 months...	Don't know or can't say	No	Yes
85. do you recall hearing, reading, or watching an advertisement about prevention of substance abuse?	<input type="checkbox"/>	<input type="checkbox"/>	<input type="checkbox"/>
86. have you had a special class about drugs or alcohol in school?	<input type="checkbox"/>	<input type="checkbox"/>	<input type="checkbox"/>
87. have you talked with at least one of your parents about the dangers of tobacco, alcohol, or drug use? By parents we mean your biological parents, adoptive parents, stepparents, or adult guardians, whether or not they live with you.	<input type="checkbox"/>	<input type="checkbox"/>	<input type="checkbox"/>

How wrong do you think it is for someone your age to...	Not wrong at all	A little bit wrong	Wrong	Very wrong
88. have one or two drinks of an alcoholic beverage nearly every day?	<input type="checkbox"/>	<input type="checkbox"/>	<input type="checkbox"/>	<input type="checkbox"/>
89. smoke one or more packs of cigarettes a day?	<input type="checkbox"/>	<input type="checkbox"/>	<input type="checkbox"/>	<input type="checkbox"/>
90. try marijuana or hashish once or twice?	<input type="checkbox"/>	<input type="checkbox"/>	<input type="checkbox"/>	<input type="checkbox"/>
91. use marijuana or hashish once a month or more?	<input type="checkbox"/>	<input type="checkbox"/>	<input type="checkbox"/>	<input type="checkbox"/>
92. How wrong do you believe most students in your school think it is for someone their age to have one or two drinks of an alcoholic beverage nearly every day?	<input type="checkbox"/>	<input type="checkbox"/>	<input type="checkbox"/>	<input type="checkbox"/>

How wrong do you think your parents feel it would be for you to...	Not wrong at all	A little bit wrong	Wrong	Very wrong
93. drink beer, wine, or liquor (for example, vodka, whiskey, or gin) regularly (at least once or twice a month)?	<input type="checkbox"/>	<input type="checkbox"/>	<input type="checkbox"/>	<input type="checkbox"/>
94. smoke cigarettes?	<input type="checkbox"/>	<input type="checkbox"/>	<input type="checkbox"/>	<input type="checkbox"/>
95. smoke marijuana?	<input type="checkbox"/>	<input type="checkbox"/>	<input type="checkbox"/>	<input type="checkbox"/>

How true are the following statements?	Very much true	A little true	Not at all true
96. I can do most things if I try.	<input type="checkbox"/>	<input type="checkbox"/>	<input type="checkbox"/>
97. I can work out my problems.	<input type="checkbox"/>	<input type="checkbox"/>	<input type="checkbox"/>
98. I volunteer to help others in my community.	<input type="checkbox"/>	<input type="checkbox"/>	<input type="checkbox"/>
99. There is at least one teacher or other adult in my school that really cares about me.	<input type="checkbox"/>	<input type="checkbox"/>	<input type="checkbox"/>
100. My parents ask if I've gotten my homework done.	<input type="checkbox"/>	<input type="checkbox"/>	<input type="checkbox"/>
101. My parents would catch me if I skipped school.	<input type="checkbox"/>	<input type="checkbox"/>	<input type="checkbox"/>
102. When I am not at home, one of my parents knows where I am and whom I am with.	<input type="checkbox"/>	<input type="checkbox"/>	<input type="checkbox"/>
103. My family has clear rules about alcohol and drug use.	<input type="checkbox"/>	<input type="checkbox"/>	<input type="checkbox"/>

PLEASE DO NOT WRITE IN THIS AREA [SERIAL]

11365

■ ■ 11366

■ ■

■ ■

■

1. The survey is completely voluntary and anonymous. DO NOT put your name on the questionnaire.
 2. This is not a test, so there are no right or wrong answers. We would like you to work quickly so you can finish.
 3. All of the questions should be answered by completely filling in one of the answer spaces. If you do not find an answer that fits exactly, use the one that comes closest. If any question does not apply to you, or you are not sure what it means, just leave it blank. You can skip any question that you do not wish to answer.
 4. Please mark only ONE oval unless the question specifically asks you to "Please mark all that apply." Completely fill in the oval using a #2 pencil.

1. How old are you?

- 14 years old
- 15 years old
- 16 years old
- 17 years old
- 18 years old
- 19 years old or older

2. What is your sex?

- Female
- Male

3. Which of the following best describes you?

- Heterosexual (straight)
- Gay or lesbian
- Bisexual
- I wonder/think I'm transgendered
- Not sure

4. In what grade are you?

- 9th
- 10th
- 11th
- 12th
- Ungraded or other grade

5. What is your race? (Please mark all that apply.)

- American Indian or Alaska Native
- Asian
- Black or African American
- Native or Other Pacific Islander
- White

6. Are you Hispanic or Latino/Latina?

- Yes
- No

7. What is the language you use most often at home?

- English
- Russian
- Spanish
- Vietnamese
- A tribal language
- Another language

Would you say that in general your ...

8. emotional and mental health is...	<input type="radio"/>	<input type="radio"/>	<input type="radio"/>	<input type="radio"/>	<input type="radio"/>	<input type="radio"/>
9. physical health is...	<input type="radio"/>	<input type="radio"/>	<input type="radio"/>	<input type="radio"/>	<input type="radio"/>	<input type="radio"/>

10. Have you changed schools (including changing from elementary to middle and middle to high school) in the past year?

- Yes
- No

11. How many times have you changed homes since kindergarten?

- Never
- 1 or 2 times
- 3 or 4 times
- 5 or 6 times
- 7 or more times

12. Putting them all together, what were your grades like last year?

- Mostly A's
- Mostly B's
- Mostly C's
- Mostly D's
- Mostly F's

PLEASE DO NOT WRITE IN THIS AREA

[SERIAL]

13. During the LAST FOUR WEEKS how many whole days of school have you missed because you skipped or "cut"?

- None
- 1 day
- 2 days
- 3 days
- 4 to 5 days
- 6 to 10 days
- 11 days or more

14. How do you like school?

- I like school very much
- I like school
- I neither like nor dislike school
- I dislike school
- I dislike school very much

15. How important do you think the things you are learning in school are going to be for your later life?

- Very important
- Quite important
- Fairly important
- Slightly important
- Not at all important

	Almost always	Sometimes	Often	Seldom	Never
16. How often do you feel that the schoolwork you are assigned is meaningful and important?	<input type="radio"/>	<input type="radio"/>	<input type="radio"/>	<input type="radio"/>	<input type="radio"/>
17. Thinking back over the past school year, how often did you try to do your best work in school?	<input type="radio"/>	<input type="radio"/>	<input type="radio"/>	<input type="radio"/>	<input type="radio"/>

How much do you agree with the following statements about school?

	Strongly agree	Somewhat agree	Somewhat disagree	Strongly disagree
18. I have lots of chances to be part of class discussions or activities.	<input type="radio"/>	<input type="radio"/>	<input type="radio"/>	<input type="radio"/>
19. There are lots of chances for students in my school to get involved in sports, clubs, and other school activities outside of class.	<input type="radio"/>	<input type="radio"/>	<input type="radio"/>	<input type="radio"/>
20. I respect most of my teachers.	<input type="radio"/>	<input type="radio"/>	<input type="radio"/>	<input type="radio"/>
21. My teachers notice when I am doing a good job and let me know about it.	<input type="radio"/>	<input type="radio"/>	<input type="radio"/>	<input type="radio"/>
22. I can talk to my teachers openly and freely about my concerns.	<input type="radio"/>	<input type="radio"/>	<input type="radio"/>	<input type="radio"/>
23. In my school, teachers treat students with respect.	<input type="radio"/>	<input type="radio"/>	<input type="radio"/>	<input type="radio"/>
24. Most students at my school help each other when they are hurt or upset.	<input type="radio"/>	<input type="radio"/>	<input type="radio"/>	<input type="radio"/>
25. In my school, students that work hard to get good grades are picked on by other students.	<input type="radio"/>	<input type="radio"/>	<input type="radio"/>	<input type="radio"/>

During the past 30 days, on how many days did you...

	0 days	1 day	2 or 3 days	4 or 5 days	6 or more days
26. not go to school because you felt you would be unsafe at school or on your way to or from school?	<input type="radio"/>	<input type="radio"/>	<input type="radio"/>	<input type="radio"/>	<input type="radio"/>
27. carry a gun as a weapon on school property?	<input type="radio"/>	<input type="radio"/>	<input type="radio"/>	<input type="radio"/>	<input type="radio"/>
28. carry a weapon (other than a gun) such as a knife or club on school property?	<input type="radio"/>	<input type="radio"/>	<input type="radio"/>	<input type="radio"/>	<input type="radio"/>

During the past 12 months, how many times...

	0 times	1 time	2 or 3 times	4 or 5 times	6 or 7 times	8 or 9 times	10 or 11 times	12 or more times
29. were you in a physical fight?	<input type="radio"/>	<input type="radio"/>	<input type="radio"/>	<input type="radio"/>	<input type="radio"/>	<input type="radio"/>	<input type="radio"/>	<input type="radio"/>
30. were you in a physical fight on school property?	<input type="radio"/>	<input type="radio"/>	<input type="radio"/>	<input type="radio"/>	<input type="radio"/>	<input type="radio"/>	<input type="radio"/>	<input type="radio"/>
31. did you bully someone (such as hitting, kicking, pushing, saying mean things, spreading rumors, or making sexual comments that bothered them)?	<input type="radio"/>	<input type="radio"/>	<input type="radio"/>	<input type="radio"/>	<input type="radio"/>	<input type="radio"/>	<input type="radio"/>	<input type="radio"/>
32. have you been suspended from school?	<input type="radio"/>	<input type="radio"/>	<input type="radio"/>	<input type="radio"/>	<input type="radio"/>	<input type="radio"/>	<input type="radio"/>	<input type="radio"/>
33. has someone threatened you with a weapon such as a gun, knife, or club on school property?	<input type="radio"/>	<input type="radio"/>	<input type="radio"/>	<input type="radio"/>	<input type="radio"/>	<input type="radio"/>	<input type="radio"/>	<input type="radio"/>
34. have you been drunk or high at school?	<input type="radio"/>	<input type="radio"/>	<input type="radio"/>	<input type="radio"/>	<input type="radio"/>	<input type="radio"/>	<input type="radio"/>	<input type="radio"/>

35. During the past 12 months, has anyone offered, sold, or given you an illegal drug on school property?

- Yes
- No

	0 times	1 time	2 or 3 times	4 or 5 times	6 or more times
Harassment can include threatening, bullying, name-calling or obscenities, offensive notes or graffiti, unwanted touching, and being pushed around or hit. In the last 30 days, how many times have you been harassed at school, on a school bus or going to and from school...	<input type="radio"/>	<input type="radio"/>	<input type="radio"/>	<input type="radio"/>	<input type="radio"/>
36. because of your race or ethnic origin.	<input type="radio"/>	<input type="radio"/>	<input type="radio"/>	<input type="radio"/>	<input type="radio"/>
37. because someone said you were gay, lesbian, bisexual or transgender.	<input type="radio"/>	<input type="radio"/>	<input type="radio"/>	<input type="radio"/>	<input type="radio"/>
38. because of who your friends are.	<input type="radio"/>	<input type="radio"/>	<input type="radio"/>	<input type="radio"/>	<input type="radio"/>
39. because of how you look (weight, clothes, acne, or other physical characteristics).	<input type="radio"/>	<input type="radio"/>	<input type="radio"/>	<input type="radio"/>	<input type="radio"/>
40. because you received unwanted sexual comments or attention.	<input type="radio"/>	<input type="radio"/>	<input type="radio"/>	<input type="radio"/>	<input type="radio"/>
41. through e-mail, chat rooms, instant messaging, Web sites, texting or phone.	<input type="radio"/>	<input type="radio"/>	<input type="radio"/>	<input type="radio"/>	<input type="radio"/>
42. for other reasons.	<input type="radio"/>	<input type="radio"/>	<input type="radio"/>	<input type="radio"/>	<input type="radio"/>

How often have you...	Never	Once or twice per year	Once or twice per month	Once or twice per week	Every day
43. seen another student bully others by hitting, kicking, punching or otherwise hurting them in school or on the school bus?	<input type="radio"/>	<input type="radio"/>	<input type="radio"/>	<input type="radio"/>	<input type="radio"/>
44. heard another student bully others by saying mean things, teasing or calling other students names in your school or on the school bus?	<input type="radio"/>	<input type="radio"/>	<input type="radio"/>	<input type="radio"/>	<input type="radio"/>
45. heard another student spread mean rumors or leave other students out of activities to be mean in your school or on the school bus?	<input type="radio"/>	<input type="radio"/>	<input type="radio"/>	<input type="radio"/>	<input type="radio"/>

46. On an average school night, how many hours of sleep do you get?

- 4 or less
- 5 hours
- 6 hours
- 7 hours
- 8 hours
- 9 hours
- 10 or more hours

During the past 30 days, how much of the time have you...	None of the time	A little of the time	Some of the time	A good bit of the time	Most of the time	All of the time
47. been a happy person?	<input type="radio"/>	<input type="radio"/>	<input type="radio"/>	<input type="radio"/>	<input type="radio"/>	<input type="radio"/>
48. been a very nervous person?	<input type="radio"/>	<input type="radio"/>	<input type="radio"/>	<input type="radio"/>	<input type="radio"/>	<input type="radio"/>
49. felt calm and peaceful?	<input type="radio"/>	<input type="radio"/>	<input type="radio"/>	<input type="radio"/>	<input type="radio"/>	<input type="radio"/>
50. felt downhearted and blue?	<input type="radio"/>	<input type="radio"/>	<input type="radio"/>	<input type="radio"/>	<input type="radio"/>	<input type="radio"/>
51. felt so down in the dumps that nothing could cheer you up?	<input type="radio"/>	<input type="radio"/>	<input type="radio"/>	<input type="radio"/>	<input type="radio"/>	<input type="radio"/>

52. During the past 12 months, did you ever feel so sad or hopeless almost every day for two weeks or more in a row that you stopped doing some usual activities?

- Yes
- No

53. During the past 12 months, did you ever seriously consider attempting suicide?

- Yes
- No

54. During the past 12 months, how many times did you actually attempt suicide?

- 0 times
- 1 time
- 2 or 3 times
- 4 or 5 times
- 6 or more times

55. Gambling involves betting anything of value (money, a watch, soda, etc.) on a game or event with an uncertain outcome. Please mark ALL the different types of betting that you have done, if any, during the last 30 days:

- I did not gamble during the last 30 days
- Playing lottery tickets/Powerball/Megabucks
- Playing dice or coin flips
- Playing cards (poker, etc.)
- Betting on a sports team
- Betting on games of personal skill (bowling, video games, dares, etc.)
- Gambling on the Internet for free or with money
- Playing Bingo for money
- Other

56. During the last 12 months, have you ever felt bad about the amount you bet, or about what happens when you bet money?

- Yes
- No
- I don't bet for money

57. During the last 12 months, have you ever felt that you would like to stop betting money but didn't think you could?

- Yes
- No
- I don't bet for money

	Yes	No
58. Have you ever lied to anyone about betting/gambling?	<input type="radio"/>	<input type="radio"/>
59. Have you ever bet/gambled more than you wanted to?	<input type="radio"/>	<input type="radio"/>
60. Have your parents ever talked to you about the risks of betting/gambling?	<input type="radio"/>	<input type="radio"/>
61. Have your teachers ever talked to you about the risks of betting/gambling?	<input type="radio"/>	<input type="radio"/>

PLEASE DO NOT WRITE IN THIS AREA

[SERIAL]



11383

The next questions ask about drinking alcohol. This includes drinking beer, wine/wine coolers, flavored beverages such as Mike's Hard Lemonade and liquor ("shots") such as rum, gin, vodka, or whiskey. For these questions, drinking alcohol does not include drinking a few sips of wine for religious purposes.

62. During your life, on how many days have you had at least one drink of alcohol?

- 0 days
- 1 or 2 days
- 3 to 9 days
- 10 to 19 days
- 20 to 39 days
- 40 to 99 days
- 100 or more days

	All 30 days	
	20 to 29 days	
	10 to 19 days	
	6 to 9 days	
	3 to 5 days	
	1 or 2 days	
	0 days	

During the past 30 days, on how many days did you...

63. have at least one drink of alcohol?
 64. have 5 or more drinks of alcohol in a row, that is, within a couple of hours?

During the past 30 days, on how many days do you think most students in your school...

65. had at least one drink of alcohol? (your best estimate)

66. had 5 or more drinks of alcohol in a row, that is, within a couple of hours? (your best estimate)

	All 30 days					
	20 to 29 days					
	10 to 19 days					
	6 to 9 days					
	3 to 5 days					
	1 or 2 days					
	0 days					

67. Think of your four best friends (the friends you feel closest to). In the past 12 months, how many of your best friends have tried beer, wine, or hard liquor (for example, vodka, whiskey or gin)?

- None of my friends
- 1 of my friends
- 2 of my friends
- 3 of my friends
- 4 of my friends

68. During the past 30 days, what type of alcohol did you usually drink? Select only one response.

- I did not drink alcohol during the past 30 days
- I do not have a usual type
- Beer
- Flavored beverages (such as Smirnoff, Bacardi Silver, Hard Lemonade, Jooze and Sparks)
- Wine coolers (such as Bartles & Jaymes or Seagrams)
- Wine
- Liquor (such as vodka, rum, scotch, bourbon or whiskey)
- Some other type

69. During the past 30 days, from which of the following sources did you get the alcohol you drank? Please mark all that apply.

- I did not drink alcohol during the past 30 days
- At a party
- Friends under 21
- Friends 21 or older
- A brother or sister
- A parent
- A store or gas station
- Liquor store
- Bar night club or restaurant
- Took it from home without permission
- By asking a stranger to buy it for me
- I got it some other way

70. In the last 12 months, which of the following have you experienced? Please mark all that apply.

- I did not drink alcohol in the last 12 months
- Missed school or class because of drinking alcohol
- Gotten sick to my stomach because of drinking alcohol
- Not been able to remember what happened while I was drinking alcohol
- Later regretted something I did while drinking alcohol
- Worried that I drank alcohol too much or too often

During the past 30 days, how many times did you...

- 71. ride in a vehicle driven by a parent or other adult who had been drinking alcohol?
- 72. ride in a vehicle driven by a teenager who had been drinking alcohol?
- 73. drive a car or other vehicle when you had been drinking alcohol?

	6 or more times	
	4 or 5 times	
	2 or 3 times	
	1 time	
	0 times	

During the past 30 days, how many times did most students in your school...

- 74. ride in a vehicle driven by a parent or other adult who had been drinking alcohol?
- 75. ride in a vehicle driven by a teenager who had been drinking alcohol?
- 76. drive a car or other vehicle when they had been drinking alcohol?

	6 or more times	
	4 or 5 times	
	2 or 3 times	
	1 time	
	0 times	

During the past 30 days, on how many days did you...

- 77. smoke cigarettes?
- 78. use other tobacco products?
- 79. smoke tobacco in a "Hookah," also known as a water pipe?

	All 30 days	
	20 to 29 days	
	10 to 19 days	
	6 to 9 days	
	3 to 5 days	
	1 or 2 days	
	0 days	

	40 or more times	20 to 39 times	10 to 19 times	3 to 9 times	1 or 2 times	0 times
During your life, how many times have you...						
97. Used marijuana?	<input type="radio"/>	<input type="radio"/>	<input type="radio"/>	<input type="radio"/>	<input type="radio"/>	<input type="radio"/>
98. Sniffed glue, breathed the contents of aerosol spray cans, or inhaled any paints or sprays to get high?	<input type="radio"/>	<input type="radio"/>	<input type="radio"/>	<input type="radio"/>	<input type="radio"/>	<input type="radio"/>
99. Taken steroid pills or shots without a doctor's prescription?	<input type="radio"/>	<input type="radio"/>	<input type="radio"/>	<input type="radio"/>	<input type="radio"/>	<input type="radio"/>
100. Taken a prescription drug without a doctor's prescription, to get high?	<input type="radio"/>	<input type="radio"/>	<input type="radio"/>	<input type="radio"/>	<input type="radio"/>	<input type="radio"/>
101. Used any form of cocaine, including powder, crack or freebase?	<input type="radio"/>	<input type="radio"/>	<input type="radio"/>	<input type="radio"/>	<input type="radio"/>	<input type="radio"/>
102. Used ecstasy (also called MDMA)?	<input type="radio"/>	<input type="radio"/>	<input type="radio"/>	<input type="radio"/>	<input type="radio"/>	<input type="radio"/>
103. Used heroin (also called smack, junk, or China White)?	<input type="radio"/>	<input type="radio"/>	<input type="radio"/>	<input type="radio"/>	<input type="radio"/>	<input type="radio"/>
104. Used methamphetamines (also called speed, crystal, crank or ice)?	<input type="radio"/>	<input type="radio"/>	<input type="radio"/>	<input type="radio"/>	<input type="radio"/>	<input type="radio"/>

105. During your life, how many times have you used a needle to inject any illegal drug into your body?

- 0 times
- 1 time
- 2 or more times

	All 30 days	20 to 29 days	10 to 19 days	6 to 9 days	3 to 5 days	1 or 2 days	0 days
During the past 30 days, on how many days did you...							
106. sniff glue, breathe the contents of aerosol spray cans, or inhale any paints or sprays to get high?	<input type="radio"/>	<input type="radio"/>	<input type="radio"/>	<input type="radio"/>	<input type="radio"/>	<input type="radio"/>	<input type="radio"/>
107. use a prescription drug (such as OxyContin, Percocet, Vicodin, codeine, Adderall, Ritalin, or Xanax) without a doctor's orders?	<input type="radio"/>	<input type="radio"/>	<input type="radio"/>	<input type="radio"/>	<input type="radio"/>	<input type="radio"/>	<input type="radio"/>

108. Which of the following illicit drugs did you use during the past 30 days? Please mark all that apply.

- I did not use illicit drugs during the past 30 days
- Marijuana
- Any form of cocaine including powder, crack or freebase
- Ecstasy (also called MDMA)
- Heroin or other opiates or narcotics
- LSD or other hallucinogens or psychedelics
- Methamphetamines (also called speed, crystal, crank or ice)
- Steroid pills or shots without a doctor's prescription

	Don't know or can't say	No	Yes
During the past 12 months...			
109. do you recall hearing, reading, or watching an advertisement about prevention of substance abuse?	<input type="radio"/>	<input type="radio"/>	<input type="radio"/>
110. have you had a special class about drugs or alcohol in school?	<input type="radio"/>	<input type="radio"/>	<input type="radio"/>
111. have you talked with at least one of your parents about the dangers of tobacco, alcohol, or drug use? By parents we mean your biological parents, adoptive parents, stepparents, or adult guardians, whether or not they live with you.	<input type="radio"/>	<input type="radio"/>	<input type="radio"/>

112. Would you be more or less likely to want to work for an employer that tests its employees for drug or alcohol use on a random basis?

- More likely
- Less likely
- Would make no difference
- Don't know or can't say

	Not wrong at all	A little bit wrong	Wrong	Very wrong
How wrong do you think it is for someone your age to...				
113. have one or two drinks of an alcoholic beverage nearly every day?	<input type="radio"/>	<input type="radio"/>	<input type="radio"/>	<input type="radio"/>
114. smoke one or more packs of cigarettes a day?	<input type="radio"/>	<input type="radio"/>	<input type="radio"/>	<input type="radio"/>
115. try marijuana or hashish once or twice?	<input type="radio"/>	<input type="radio"/>	<input type="radio"/>	<input type="radio"/>
116. use marijuana or hashish once a month or more?	<input type="radio"/>	<input type="radio"/>	<input type="radio"/>	<input type="radio"/>
117. How wrong do you believe most students in your school think it is for someone their age to have one or two drinks of an alcoholic beverage nearly every day?	<input type="radio"/>	<input type="radio"/>	<input type="radio"/>	<input type="radio"/>

	Not wrong at all	A little bit wrong	Wrong	Very wrong
How wrong do you think your parents feel it would be for you to...				
118. drink beer, wine, or liquor (for example, vodka, whiskey, or gin) regularly (at least once or twice a month)?	<input type="radio"/>	<input type="radio"/>	<input type="radio"/>	<input type="radio"/>
119. smoke cigarettes?	<input type="radio"/>	<input type="radio"/>	<input type="radio"/>	<input type="radio"/>
120. smoke marijuana?	<input type="radio"/>	<input type="radio"/>	<input type="radio"/>	<input type="radio"/>

How true are the following statements?

	Very much true	A little true	Not at all true
121. I can do most things if I try.	<input type="radio"/>	<input type="radio"/>	<input type="radio"/>
122. I can work out my problems.	<input type="radio"/>	<input type="radio"/>	<input type="radio"/>
123. I volunteer to help others in my community.	<input type="radio"/>	<input type="radio"/>	<input type="radio"/>
124. There is at least one teacher or other adult in my school that really cares about me.	<input type="radio"/>	<input type="radio"/>	<input type="radio"/>
125. My parents ask if I've gotten my homework done.	<input type="radio"/>	<input type="radio"/>	<input type="radio"/>
126. My parents would catch me if I skipped school.	<input type="radio"/>	<input type="radio"/>	<input type="radio"/>
127. When I am not at home, one of my parents knows where I am and whom I am with.	<input type="radio"/>	<input type="radio"/>	<input type="radio"/>
128. My family has clear rules about alcohol and drug use.	<input type="radio"/>	<input type="radio"/>	<input type="radio"/>
129. How would most students in your school respond to this statement: "My family has clear rules about alcohol and drug use."	<input type="radio"/>	<input type="radio"/>	<input type="radio"/>

130. How tall are you without your shoes on?
Directions: Write your height in the shaded blank boxes. Fill in the matching circle below each number.

Height	
Feet	Inches
4	10
<input type="radio"/> (3)	<input type="radio"/> (0)
<input checked="" type="radio"/> (4)	<input type="radio"/> (1)
<input type="radio"/> (5)	<input type="radio"/> (2)
<input type="radio"/> (6)	<input type="radio"/> (3)
<input type="radio"/> (7)	<input type="radio"/> (4)
EXAMPLE	<input type="radio"/> (5)
	<input type="radio"/> (6)
	<input type="radio"/> (7)
	<input type="radio"/> (8)
	<input type="radio"/> (9)
	<input checked="" type="radio"/> (10)
	<input type="radio"/> (11)

Height	
Feet	Inches
<input type="radio"/> (3)	<input type="radio"/> (0)
<input type="radio"/> (4)	<input type="radio"/> (1)
<input type="radio"/> (5)	<input type="radio"/> (2)
<input type="radio"/> (6)	<input type="radio"/> (3)
<input type="radio"/> (7)	<input type="radio"/> (4)
	<input type="radio"/> (5)
	<input type="radio"/> (6)
	<input type="radio"/> (7)
	<input type="radio"/> (8)
	<input type="radio"/> (9)
	<input type="radio"/> (10)
	<input type="radio"/> (11)

131. How much do you weigh without your shoes on?
Directions: Write your weight in the shaded blank boxes. Fill in the matching circle below each number.

Weight	
Pounds	
0	5
<input checked="" type="radio"/> (0)	<input type="radio"/> (0)
<input type="radio"/> (1)	<input type="radio"/> (1)
<input type="radio"/> (2)	<input type="radio"/> (2)
<input type="radio"/> (3)	<input type="radio"/> (3)
<input type="radio"/> (4)	<input type="radio"/> (4)
<input type="radio"/> (5)	<input checked="" type="radio"/> (5)
<input type="radio"/> (6)	<input type="radio"/> (6)
<input type="radio"/> (7)	<input type="radio"/> (7)
<input type="radio"/> (8)	<input type="radio"/> (8)
<input type="radio"/> (9)	<input checked="" type="radio"/> (9)

Weight	
Pounds	
<input type="radio"/> (0)	<input type="radio"/> (0)
<input type="radio"/> (1)	<input type="radio"/> (1)
<input type="radio"/> (2)	<input type="radio"/> (2)
<input type="radio"/> (3)	<input type="radio"/> (3)
<input type="radio"/> (4)	<input type="radio"/> (4)
<input type="radio"/> (5)	<input type="radio"/> (5)
<input type="radio"/> (6)	<input type="radio"/> (6)
<input type="radio"/> (7)	<input type="radio"/> (7)
<input type="radio"/> (8)	<input type="radio"/> (8)
<input type="radio"/> (9)	<input type="radio"/> (9)

132. How do you describe your weight?

- Very underweight
- Slightly underweight
- About the right weight
- Slightly overweight
- Very overweight

133. Which of the following are you trying to do about your weight?

- Lose weight
- Gain weight
- Stay the same weight
- I am not trying to do anything about my weight

During the past 30 days, did you...

	Yes	No
134. Go without eating for 24 hours or more (also called fasting) to lose weight or to keep from gaining weight?	<input type="radio"/>	<input type="radio"/>
135. Take any diet pills, powders, or liquids without a doctor's advice to lose weight or to keep from gaining weight? (Do not include meal replacement products such as Slim Fast.)	<input type="radio"/>	<input type="radio"/>
136. Vomit or take laxatives to lose weight or to keep from gaining weight?	<input type="radio"/>	<input type="radio"/>

PLEASE DO NOT WRITE IN THIS AREA

11368

