

# 2010 Oregon Student Wellness Survey



Josephine County

Oregon Department of Human Services Addictions and Mental Health Division

Conducted by International Survey Associates dba Pride Surveys



# Contents

<b>1 INTRODUCTION</b>	<b>9</b>
1.1 Participants by Gender	10
1.2 Race and Ethnicity	10
1.3 Language Used at Home	10
<b>2 SCHOOL CLIMATE</b>	<b>11</b>
2.1 Supportive Atmosphere	11
2.2 Attachment to School	13
2.3 Opportunities for Participation	15
2.4 Safe Environment	17
<b>3 POSITIVE YOUTH DEVELOPMENT</b>	<b>22</b>
3.1 PYD Benchmark	22
3.2 General Health	22
3.3 Competence, Confidence, Support and Service	22
<b>4 MENTAL AND EMOTIONAL HEALTH</b>	<b>25</b>
4.1 Psychological Distress	25
4.2 Depression and Suicide Ideation	25
<b>5 PROBLEM GAMBLING</b>	<b>28</b>
5.1 Types of Gambling	28
5.2 Risk of Problem Gambling	29
5.3 Communication about the Risks of Gambling	29
<b>6 SUBSTANCE USE</b>	<b>34</b>
6.1 Abstinence from Substance Use	34
6.2 Substance Use in the Past 30 Days	35
6.3 Average Age of First Use	38
6.4 Factors Associated with Initiation of Substance Use	41
6.5 Availability	41
6.6 Parental Attitude toward Substance Use	41
6.7 Student Attitude toward Substance Use	42
6.8 Perceived Risk of Harm	42
6.9 Communication about Substance Use	43
<b>7 DRUG FREE COMMUNITIES CORE MEASURES</b>	<b>44</b>
7.1 30 Day Use	44
7.2 Perception of Moderate or Great Risk	45
7.3 Parents Feel It Would Be Wrong or Very Wrong	45
7.4 Average Age (in years) of Onset	45
<b>8 RISK AND PROTECTIVE FACTORS</b>	<b>46</b>
8.1 Community Factors	47

8.2 Family Factors	47
8.3 School Factors	47
8.4 Peer / Individual Factors	47
<b>A FREQUENCY DISTRIBUTION TABLES</b>	<b>52</b>
A.1 Frequency Distribution Tables	52
A.1.1 Demographics	52
A.1.2 Transitions and Mobility	53
A.2 School Climate	54
A.2.1 Academic Performance	54
A.2.2 School Commitment	55
A.2.3 Opportunities for Prosocial Involvement in School	56
A.2.4 Rewards for Prosocial Involvement in School	57
A.2.5 Supportive Atmosphere in School	58
A.2.6 Safe School Environment	59
A.2.7 Harassment and Bullying	61
A.3 Social, Emotional and Mental Health	62
A.3.1 Positive Youth Development	62
A.3.2 Mental Health Inventory	64
A.3.3 Depression and Suicidality	65
A.3.4 Problem Gambling	66
A.4 Substance Use	69
A.4.1 Tobacco Use	69
A.4.2 Alcohol Use	70
A.4.3 Alcohol-related Risk Behaviors and Consequences	73
A.4.4 Marijuana Use	74
A.4.5 Other Drug Use	75
A.4.6 Lifetime Drug Use	78
A.4.7 Perceived Availability of Drugs	80
A.4.8 Perceived Risk of Harm from Substance Use	81
A.4.9 Communication about Substance Use	82
A.5 Antisocial Behavior	83
A.5.1 Antisocial Behavior	83
A.6 Parenting and Parental Attitudes	85
A.6.1 Family Management	85
A.6.2 Parental Attitudes towards Substance Use	87
A.6.3 Parental Attitudes towards Antisocial Behavior	87
A.7 Influence of Friendships	88
A.7.1 Friends' Drug Use	88
A.7.2 Friends' Delinquent Behaviors	89
A.7.3 Rewards for Antisocial Involvement	91
A.7.4 Attitudes towards Student Substance Use	92
A.8 Community Laws and Norms	93
A.8.1 Norms about Kids' Drug Use	93
A.8.2 Community Law Enforcement	93

A.9 Risk and Protective Factors . . . . .	94
A.9.1 Risk and Protective Factors . . . . .	94

**B SWS QUESTIONNAIRES 97**

**List of Tables**

1 Participants by Gender . . . . .	10
2 Race and Ethnicity . . . . .	10
3 Hispanic/Latino? . . . . .	10
4 Language Used at Home . . . . .	10
5 Supportive Atmosphere . . . . .	11
6 Attachment to School . . . . .	13
7 Opportunities for Participation . . . . .	15
8 Safe Environment . . . . .	17
9 Harassment . . . . .	17
10 Serious Problem Behaviors . . . . .	20
11 PYD Benchmark . . . . .	22
12 General Health . . . . .	22
13 Competence, Confidence, Support and Service . . . . .	22
14 Psychological Distress . . . . .	25
15 MHI-5 Questions . . . . .	25
16 Depression and Suicide Ideation . . . . .	26
17 Types of Gambling . . . . .	28
18 Gambling Amounts . . . . .	29
19 Signs of Problem Gambling . . . . .	29
20 Communication About the Risks of Gambling . . . . .	29
21 Abstinence from Substance Use . . . . .	34
22 Substance Use in the Past 30 Days . . . . .	35
23 Average Age of First Use . . . . .	38
24 Availability . . . . .	41
25 Parental Attitude toward Substance Use . . . . .	41
26 Student Attitude toward Substance Use . . . . .	42
27 Perceived Risk of Harm . . . . .	42
28 Communication about Substance Use . . . . .	43
29 30 Day Use . . . . .	44
30 Perception of Moderate or Great Risk . . . . .	45
31 Parents Feel It Would Be Wrong or Very Wrong . . . . .	45
32 Average Age (in years) of Onset . . . . .	45
33 Community Factors . . . . .	47
34 Family Factors . . . . .	47
35 School Factors . . . . .	47
36 Peer / Individual Factors . . . . .	47
37 How old are you? . . . . .	52
38 What is your sex? . . . . .	52

39 In what grade are you? . . . . .	52
40 What is your race? . . . . .	53
41 Are you Hispanic or Latino? . . . . .	53
42 What is the language you use most often at home? . . . . .	53
43 Have you changed homes in the past year? . . . . .	53
44 Have you changed schools (including changing from elementary to middle or middle to high school) in the past year? . . . . .	53
45 How many times have you changed homes since kindergarten? . . . . .	53
46 How many times have you changed schools (including changing from elementary to middle or middle to high school) since kindergarten? . . . . .	54
47 Are your school grades better than the grades of most students in your class? . . . . .	54
48 Putting them all together, what were your grades like last year? . . . . .	54
49 During the LAST FOUR WEEKS how many whole days have you missed because you skipped or "cut"? . . . . .	55
50 How important do you think the things you are learning in school are going to be for your later life? . . . . .	55
51 How interesting are most of your courses to you? . . . . .	55
52 How often do you feel that the school work you are assigned is meaningful and important? . . . . .	55
53 Now, thinking back over the past year in school, how often did you enjoy being in school? . . . . .	56
54 Now, thinking back over the past year in school, how often did you hate being in school? . . . . .	56
55 Now, thinking back over the past year in school, how often did you try to do your best work in school? . . . . .	56
56 I have lots of chances to be part of class discussions or activities. . . . .	56
57 In my school, students have lots of chances to help decide things like class activities and rules. . . . .	57
58 Teachers ask me to work on special classroom projects. . . . .	57
59 There are lots of chances for students in my school to get involved in sports, clubs, and other school activities outside of class. . . . .	57
60 My teacher(s) notices when I am doing a good job and lets me know about it. . . . .	57
61 My teachers praise me when I work hard in school. . . . .	58
62 The school lets my parents know when I have done something well. . . . .	58
63 In my school, teachers treat students with respect. . . . .	58
64 I can talk to teachers openly and freely about my concerns. . . . .	58
65 There are lots of chances for students in my school to talk with a teacher. . . . .	59
66 Most students at my school help each other when they are hurt or upset. . . . .	59
67 Students are picked on by other students for working hard at our school. . . . .	59
68 I feel safe at my school. . . . .	59

69	During the past 30 days, on how many days did you not go to school because you felt you would be unsafe at school or on your way to or from school?	60
70	During the past 12 months, how many times were you in a physical fight on school property?	60
71	How many times in the past year (12 months) have you been drunk or high at school?	60
72	How many times in the past year (12 months) have you been suspended from school?	60
73	How many times in the past year (12 months) have you taken a handgun to school?	61
74	Harassment about your race or ethnic origin.	61
75	Unwanted sexual comments or attention.	61
76	Harassment because someone thought you were gay, lesbian, bisexual or transgender.	61
77	Harassment about your weight, clothes, acne, or other physical characteristics.	62
78	Harassment about your group of friends.	62
79	Harassment for other reasons.	62
80	Positive Youth Development	62
81	Would you say that in general your physical health is...	62
82	Would you say that in general your emotional and mental health is...	63
83	I can do most things if I try.	63
84	I can work out my problems.	63
85	I volunteer to help others in my community.	63
86	There is at least one teacher or other adult in my school that really cares about me.	63
87	Mental Health Inventory 5	64
88	During the past 30 days, how much of the time have you been a happy person?	64
89	During the past 30 days, how much of the time have you felt calm and peaceful?	64
90	During the past 30 days, how much of the time have you been a very nervous person?	64
91	During the past 30 days, how much of the time have you felt downhearted and blue?	65
92	During the past 30 days, how much of the time have you felt so down in the dumps that nothing could cheer you up?	65
93	During the past 12 months did you ever feel so sad or hopeless almost every day for two weeks or more in a row that you stopped doing some usual activities?	65
94	During the past 12 months did you ever seriously consider attempting suicide?	65
95	During the past 12 months how many times did you actually attempt suicide?	66

96	Please mark ALL the different types of gambling that you have bet on, if any, during the last 30 days:	66
97	During the last 12 months, have you ever felt bad about the amount you bet, or about what happens when you bet money?	67
98	During the last 12 months, have you ever felt that you would like to stop betting money but didn't think you could?	67
99	In total, how much money have you bet in any form (lottery, card games, bingo, internet, sports, with friends) in the past three months?	67
100	Have you ever lied to anyone about betting/gambling?	67
101	Have you ever bet/gambled more than you wanted to?	68
102	Have your parents ever talked to you about the risks of betting/gambling?	68
103	Have your teachers ever talked to you about the risks of betting/gambling?	68
104	During the past 30 days, on how many days did you smoke cigarettes?	69
105	During the past 30 days, on how many days did you use other tobacco products?	69
106	Used cigarettes or other tobacco products in the past 30 days	69
107	How old were you when you smoked a whole cigarette for the first time?	69
108	Average age the first time a whole cigarette was smoked	69
109	How old were you when you first used tobacco products other than cigarettes such as snuff, chewing tobacco, and smoking tobacco from a pipe?	70
110	Average age the first time tobacco products other than cigarettes were used	70
111	During the past 30 days, on how many days did you have at least one drink of alcohol?	70
112	During the past 30 days, on how many days did you have 5 or more drinks of alcohol in a row, that is, within a couple of hours?	70
113	How old were you when you had your first drink of alcohol other than a few sips?	71
114	Average age of first alcohol use (more than a sip or two)	71
115	How old were you when you first began drinking alcoholic beverages regularly, that is, at least once or twice a month?	71
116	Average age when first began drinking alcoholic beverages regularly (at least once or twice a month)	71
117	During the past 30 days, what type of alcohol did you usually drink? Select only one response.	72
118	During the past 30 days, how did you usually get the alcohol you drank? Select only one response.	72
119	During the past 30 days, how many times did you ride in a vehicle driven by a parent or other adult who had been drinking alcohol?	73
120	During the past 30 days, how many times did you ride in a vehicle driven by a teenager who had been drinking alcohol?	73

121	During the past 30 days, how many times did you drive a car or other vehicle when you had been drinking alcohol? . . . . .	73
122	In the last 12 months, which of the following have you experienced? Please mark all that apply. . . . .	74
123	During the past 30 days, on how many days did you use marijuana? . . . . .	74
124	During the past 30 days, how many times did you use marijuana? . . . . .	74
125	How old were you when you tried marijuana for the first time? . . . . .	75
126	Average age of first marijuana use . . . . .	75
127	During the past 30 days, on how many days did you sniff glue, breathe the contents of aerosol spray cans, or any paints or sprays to get high? . . . . .	75
128	During the past 30 days, on how many days did you use prescription drugs (without a doctor's orders) to get high? . . . . .	75
129	During the past 30 days, on how many days did you use any form of cocaine, including powder, crack or freebase? . . . . .	76
130	During the past 30 days, on how many days did you use ecstasy (also called MDMA)? . . . . .	76
131	During the past 30 days, on how many days did you use heroin or other opiates or narcotics? . . . . .	76
132	During the past 30 days, on how many days did you use LSD or other hallucinogens or psychedelics? . . . . .	76
133	During the past 30 days, on how many days did you use methamphetamines (also called speed, crystal, crank or ice)? . . . . .	77
134	Used any drugs in past 30 days (includes any use of marijuana, inhalants, prescription drugs, cocaine, ecstasy, heroin, hallucinogens or methamphetamines) . . . . .	77
135	Used illicit drugs in past 30 days (includes any use of marijuana, cocaine, ecstasy, heroin, hallucinogens or methamphetamines) . . . . .	77
136	Used illicit drugs other than marijuana (includes any use of cocaine, ecstasy, heroin, hallucinogens or methamphetamines) . . . . .	77
137	During your life, how many times have you sniffed glue, breathed the contents of aerosol spray cans, or inhaled any paints or sprays to get high? . . . . .	78
138	During your life, how many times have you taken steroid pills or shots without a doctor's prescription? . . . . .	78
139	During your life, how many times have you used any form of cocaine, including powder, crack, or freebase? . . . . .	78
140	During your life, how many times have you used ecstasy (also called MDMA)? . . . . .	78
141	During your life, how many times have you used heroin (also called smack, junk, or China White)? . . . . .	79
142	During your life, how many times have you used methamphetamines (also called speed, crystal, crank, or ice)? . . . . .	79
143	During your life, how many times have you used a needle to inject any illegal drug into your body? . . . . .	79

144	Lifetime drug use (includes any use of marijuana, inhalants, cocaine, ecstasy, heroin, or methamphetamines) . . . . .	79
145	Lifetime illicit drug use (includes any use of marijuana, cocaine, ecstasy, heroin, or methamphetamines) . . . . .	79
146	Lifetime use of illicit drugs other than marijuana (includes any use of cocaine, ecstasy, heroin, or methamphetamines) . . . . .	80
147	If you wanted to get some cigarettes, how easy would it be for you to get some? . . . . .	80
148	If you wanted to get some beer, wine or hard liquor (for example, vodka, whiskey, or gin), how easy would it be for you to get some? . . . . .	80
149	If you wanted to get some marijuana, how easy would it be for you to get some? . . . . .	80
150	If you wanted to get a drug like cocaine, LSD, or amphetamines, how easy would it be for you to get some? . . . . .	81
151	How much do you think people risk harming themselves (physically or in other ways) if they smoke one or more packs of cigarettes per day? . . . . .	81
152	How much do you think people risk harming themselves (physically or in other ways) if they take one or two drinks of an alcoholic beverage (beer, wine, or liquor) nearly every day? . . . . .	81
153	How much do you think people risk harming themselves (physically or in other ways) when they have five or more drinks of an alcoholic beverage once or twice a week? . . . . .	81
154	How much do you think people risk harming themselves (physically or in other ways) if they try marijuana once or twice? . . . . .	82
155	How much do you think people risk harming themselves (physically or in other ways) if they smoke marijuana once or twice a week? . . . . .	82
156	During the past 12 months have you talked with at least one of your parents about the dangers of tobacco, alcohol, or drug use? . . . . .	82
157	During the past 12 months have you had a special class about drugs or alcohol in school? . . . . .	82
158	During the past 12 months do you recall hearing, reading, or watching an advertisement about prevention of substance abuse? . . . . .	83
159	Would you be more or less likely to want to work for an employer that tests its employees for drug or alcohol use on a random basis? . . . . .	83
160	During the past 12 months how many times were you in a physical fight on school property? . . . . .	83
161	How many times in the past year (12 months) have you attacked someone with the idea of seriously hurting them? . . . . .	84
162	How many times in the past year (12 months) have you been arrested? . . . . .	84
163	How many times in the past year (12 months) have you carried a handgun? . . . . .	84
164	How many times in the past year (12 months) have you sold illegal drugs? . . . . .	84

165	How many times in the past year (12 months) have you stolen or tried to steal a motor vehicle such as a car or motorcycle? . . . . .	85
166	If you carried a handgun without your parents' permission, would you be caught by your parents? . . . . .	85
167	If you drank some beer or wine or liquor (for example, vodka, whiskey, or gin) without your parents' permission, would you be caught by your parents? . . . . .	85
168	If you skipped school would you be caught by your parents? . . . . .	86
169	My family has clear rules about alcohol and drug use. . . . .	86
170	My parents ask if I've gotten my homework done. . . . .	86
171	The rules in my family are clear. . . . .	86
172	When I am not at home, one of my parents knows where I am and who I am with. . . . .	86
173	Would your parents know if you did not come home on time? . . . . .	86
174	How wrong do your parents feel it would be for you to smoke cigarettes? . . . . .	87
175	How wrong do your parents feel it would be for you to drink beer, wine or hard liquor (for example, vodka, whiskey or gin) regularly (at least once or twice a month)? . . . . .	87
176	How wrong do your parents feel it would be for you to smoke marijuana? . . . . .	87
177	How wrong do your parents feel it would be for you to draw graffiti, or write things or draw pictures on buildings or other property (without the owner's permission)? . . . . .	87
178	How wrong do your parents feel it would be for you to pick a fight with someone? . . . . .	88
179	How wrong do your parents feel it would be for you to steal something worth more than \$5? . . . . .	88
180	In the past year (12 months), how many of your best friends have smoked cigarettes? . . . . .	88
181	In the past year (12 months), how many of your best friends have tried beer, wine or hard liquor (for example, vodka, whiskey or gin) when their parents didn't know about it? . . . . .	88
182	In the past year (12 months), how many of your best friends have used marijuana? . . . . .	89
183	In the past year (12 months), how many of your best friends have used LSD, cocaine, amphetamines, or other illegal drugs? . . . . .	89
184	In the past year (12 months), how many of your best friends have been arrested? . . . . .	89
185	In the past year (12 months), how many of your best friends have been suspended from school? . . . . .	89
186	In the past year (12 months), how many of your best friends have carried a handgun? . . . . .	90
187	In the past year (12 months), how many of your best friends have dropped out of school? . . . . .	90

188	In the past year (12 months), how many of your best friends have sold illegal drugs? . . . . .	90
189	In the past year (12 months), how many of your best friends have stolen or tried to steal a motor vehicle such as a car or motorcycle? . . . . .	90
190	What are the chances you would be seen as cool if you began drinking alcoholic beverages regularly, that is, at least once or twice a month? . . . . .	91
191	What are the chances you would be seen as cool if you smoked marijuana? . . . . .	91
192	What are the chances you would be seen as cool if you carried a handgun? . . . . .	91
193	What are the chances you would be seen as cool if you smoked cigarettes? . . . . .	91
194	How wrong do you think it is for someone your age to smoke one or more packs of cigarettes a day? . . . . .	92
195	How wrong do you think it is for someone your age to have one or two drinks of an alcoholic beverage nearly every day? . . . . .	92
196	How wrong do you think it is for someone your age to try marijuana once or twice? . . . . .	92
197	How wrong do you think it is for someone your age to use marijuana once a month or more? . . . . .	92
198	How wrong would most adults (over 21) in your neighborhood think it is for kids your age to drink alcohol? . . . . .	93
199	How wrong would most adults (over 21) in your neighborhood think it is for kids your age to smoke cigarettes? . . . . .	93
200	How wrong would most adults (over 21) in your neighborhood think it is for kids your age to use marijuana? . . . . .	93
201	If a kid drank some beer, wine or hard liquor (for example, vodka, whiskey, or gin) in your neighborhood would he or she be caught by the police? . . . . .	93
202	If a kid smoked marijuana in your neighborhood would he or she be caught by the police? . . . . .	94
203	Transitions and mobility (risk) . . . . .	94
204	Laws and norms favorable to drug use (risk) . . . . .	94
205	Perceived availability of drugs (risk) . . . . .	94
206	Poor family management (risk) . . . . .	95
207	Parental attitudes toward substance use (risk) . . . . .	95
208	Parental attitudes toward antisocial behavior (risk) . . . . .	95
209	Academic failure (risk) . . . . .	95
210	Low commitment to school (risk) . . . . .	95
211	School opportunities for prosocial involvement (protective) . . . . .	95
212	School rewards for prosocial involvement (protective) . . . . .	96
213	Perceived risks of substance use (risk) . . . . .	96
214	Friends' use of drugs (risk) . . . . .	96
215	Friends' delinquent behavior (risk) . . . . .	96

216	Peer rewards for antisocial behavior (risk)	96
217	Attitudes toward antisocial behavior (risk)	96

## List of Figures

1	Supportive Atmosphere	12
2	Attachment to School	14
3	Opportunities for Participation	16
4	Harassment - Grade 8	18
5	Harassment - Grade 11	19
6	Serious Problem Behaviors	21
7	Positive Youth Development - Grade 8	23
8	Positive Youth Development - Grade 11	24
9	Psychological Distress, Depression and Suicide	27
10	Gambling - Grade 8	30
11	Gambling - Grade 11	31
12	Amount of Money Bet	32
13	Signs of Problem Gambling	33
14	Alcohol, Tobacco and Other Drug Use - Grade 8	36
15	Alcohol, Tobacco and Other Drug Use - Grade 11	37
16	Age of First Use - Grade 8	39
17	Age of First Use - Grade 11	40
18	Risk Factors - Grade 8	48
19	Risk Factors - Grade 11	49
20	Protective Factors - Grade 8	50
21	Protective Factors - Grade 11	51



# 1 INTRODUCTION

This is a report of key findings from the *Oregon Student Wellness Survey*, a survey of 6th, 8th and 11th grade youth, conducted in the spring of 2010. The *Oregon Student Wellness Survey* is an anonymous and voluntary survey sponsored by the Oregon Department of Human Services (DHS) in collaboration with the Oregon Department of Education. DHS contracted with International Survey Associates to recruit schools, administer the survey and report survey results. The survey was available free of charge to all Oregon schools that chose to participate including public, charter and private. Schools that agreed to participate in the *Oregon Student Wellness Survey* were given the option of administering the survey either online over the Internet or by paper and pencil with the schools determining which method would be best for their particular circumstances.

The *Oregon Student Wellness Survey* was designed to assess a wide range of topics that included school climate, positive youth development, mental health, substance use, problem gambling, fighting and other problem behaviors. In addition the survey collected information about risk and protective factors associated with these behaviors.

*Student Wellness Survey* results are used by schools, state and local agencies, organizations and communities to assess and monitor the health and well being of Oregon youth and the environments in which they live. *Student Wellness Survey* data can serve as a valuable tool for program planning, implementation, and evaluation. The data are essential information for communications with legislators and the public, and communities and local agencies will find the data improves their ability to procure funding by providing the baseline data needed for grant writing. In these ways, schools, communities and policy makers will find themselves poised to make effective decisions about health related policies, services, programs and educational activities.

The *Oregon Student Wellness Survey* was designed as a split survey. The 6th grade version of the survey consisted of a subset of the questions found on the 8th and 11th grade versions. In order to provide results that spanned all grade levels in a single report, the data for questions that did not appear on the 6th grade version appear in this report as missing.

This report is divided into topic specific sections. Each section provides a brief overview of the topic, followed by summary data tables that include results for all three grades and compares local data to that of the state. The state data for this report has been weighted based on enrollment numbers. The county data in this report has also been weighted.

Your questions, concerns and comments are invited. For more information about the theory behind the content of the *Oregon Student Wellness Survey* or how to use survey results for prevention planning, contact:

Rick Cady [rick.f.cady@state.or.us](mailto:rick.f.cady@state.or.us)  
503-945-5727

*Prevention Manager*  
Program and Policy Development Unit  
DHS Addictions and Mental Health Division  
500 Summer St NE, E-86  
Salem, OR 97301

For technical assistance please contact:

Geralyn Brennan [geralyn.brennan@state.or.us](mailto:geralyn.brennan@state.or.us)  
503-947-2319

*Prevention Epidemiologist*  
Program Analysis and Evaluation Unit  
DHS Addictions and Mental Health Division  
500 Summer St NE, E-86  
Salem, OR 97301

## 1.1 Participants by Gender

Table 1: Participants by Gender

	Grade 8		Grade 11	
	County	State	County	State
Female	296	9,756	214	7,784
Male	309	9,611	219	7,841
NA*	1	98	2	51
TOTAL	606	19,465	435	15,676

\* NA - No Answer

## 1.2 Race and Ethnicity

Schools throughout Oregon vary considerably in the racial and ethnic composition of their students. The *Student Wellness Survey* asks one question about race and another about Hispanic or Latino ethnicity.

The table below shows the percentage of students that self-identified as...

Table 2: Race and Ethnicity

	Grade 8		Grade 11	
	County	State	County	State
American Indian or Alaska Native	4.7	4.6	4.4	3.1
Asian	1.4	4.6	3.4	7.3
Black or African American	1.7	4.8	2.4	4.7
Native or Other Pacific Islander	2.6	3.9	2.4	3.1
White	89.5	82.1	87.3	81.8

Percentages exclude missing answers.

The table below shows the student responses to the question "Are you Hispanic or Latino?"

Table 3: Hispanic/Latino?

	Grade 8		Grade 11	
	County	State	County	State
Yes	12.9	21.1	12.6	17.6
No	87.1	78.9	87.4	82.4

Percentages exclude missing answers.

## 1.3 Language Used at Home

Students were asked what language they used most often at home.

Table 4: Language Used at Home

	Grade 8		Grade 11	
	County	State	County	State
English	97.5	87.9	97.0	87.5
Spanish	2.0	9.0	2.1	7.5
Another language	0.5	3.1	0.9	5.0

Percentages exclude missing answers.

## 2 SCHOOL CLIMATE

School climate is an important issue to parents, administrators and the community. The environment within a school directly impacts students' academic, social, emotional and mental states. Respectful, supportive relationships among students, teachers and parents are fundamental. When students have opportunities to collaborate and share a sense of purpose and ideals, students, faculty and staff look forward to walking through the schoolhouse door. When students are attached to school and to prosocial teachers and peers, they are more likely to behave in prosocial ways themselves, and to avoid engaging in high-risk behaviors.

There is strong evidence that the learning environment influences student attachment to school. Classroom and school interventions that make the learning environment safer, more caring, better managed and highly participatory and that enhance students' social competence have been shown to increase student attachment to school. A comprehensive assessment of school climate involves input from students, faculty and staff on a wide range of topics. The data collected with the *Oregon Student Wellness Survey* deals exclusively with the student perception aspect of school climate. It provides an assessment of whether students feel they belong, are valued and physically and emotionally safe at school.

### 2.1 Supportive Atmosphere

In supportive atmospheres students feel more comfortable approaching and interacting with teachers and peers, thereby strengthening their relationships.

The table below reports the percentage of students that agree with the following statements.

Table 5: Supportive Atmosphere

	Grade 8		Grade 11	
	County	State	County	State
My teacher(s) notices when I am doing a good job and lets me know about it.	69.3	70.7	68.5	67.8
The school lets my parents know when I have done something well.	38.4	39.1	35.1	32.6
I can talk to teachers openly and freely about my concerns.	52.3	51.8	59.5	57.6
In my school, teachers treat students with respect.	77.8	75.2	78.1	75.8
Most students at my school help each other when they are hurt or upset.	64.4	68.9	63.3	67.1
Students are picked on by other students for working hard at our school.	36.9	35.9	32.3	28.1

*Percentages exclude missing answers.*

## Supportive Atmosphere Josephine County

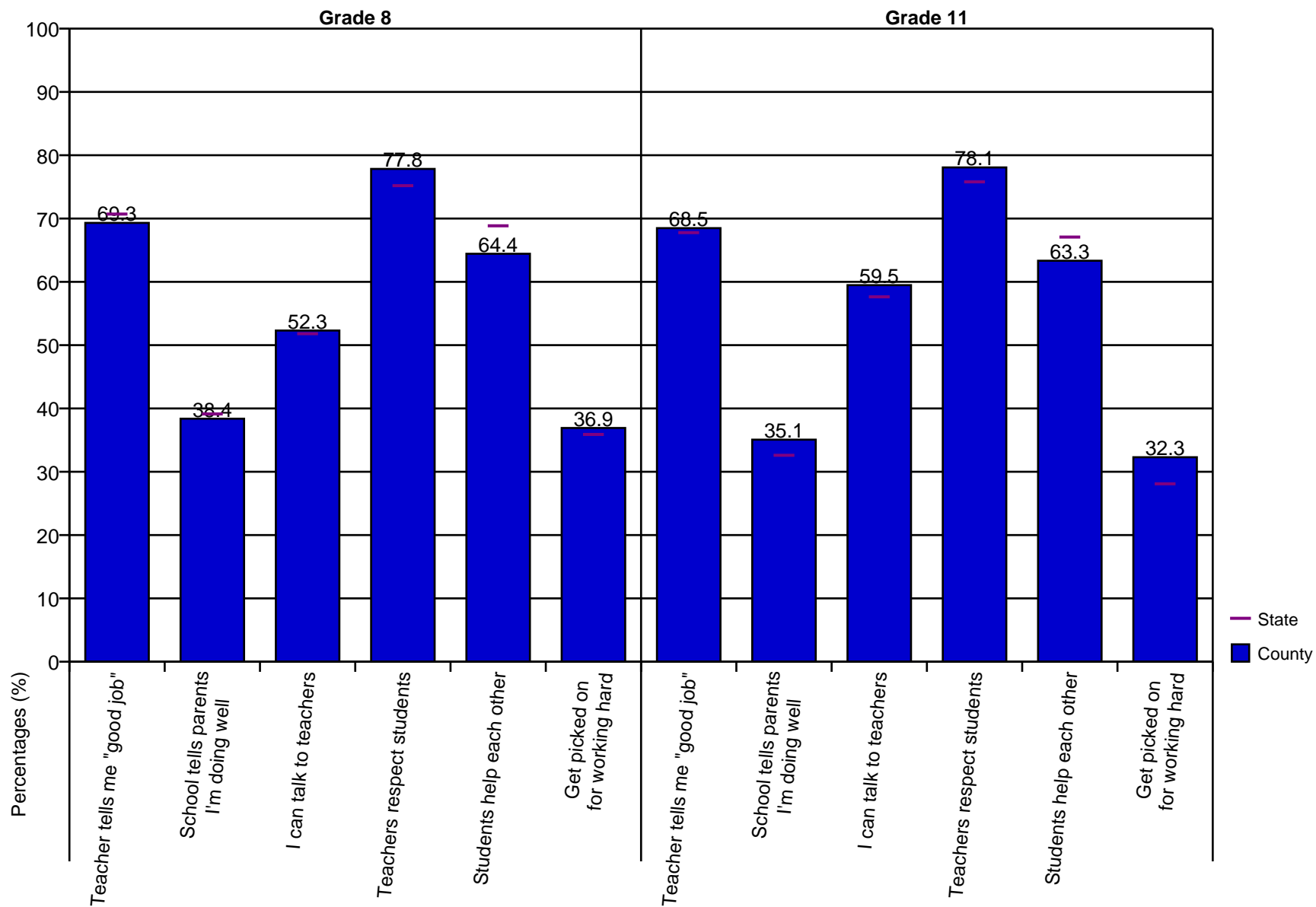


Figure 1: Supportive Atmosphere

## 2.2 Attachment to School

Students who feel their courses are interesting, assignments are important, and what they are learning in school will be valuable to them later in life, are better prepared to make successful transitions after graduation. Young people who do not feel a part of society, are not bound by rules, don't believe in trying to be successful or responsible are at high risk of academic failure and developing mental, emotional or behavioral disorders.

The table below reports the percentage of students that reported "often" or "almost always." for the first three questions, "very interesting" or "quite interesting" for the fourth question and "very important" or "quite important" for the fifth question.

Table 6: Attachment to School

	Grade 8		Grade 11	
	County	State	County	State
Enjoyed being in school over the past year	46.2	47.7	36.0	39.8
Hated being in school over the past year	31.6	29.4	38.7	33.9
Feel that assigned school work is meaningful and important	42.6	41.4	26.1	28.4
Feel most courses are interesting	33.4	38.1	34.1	38.1
Think the things you are learning in school are going to be important for your later life.	66.6	70.3	51.5	57.1

*Percentages exclude missing answers.*

## Attachment to School Josephine County

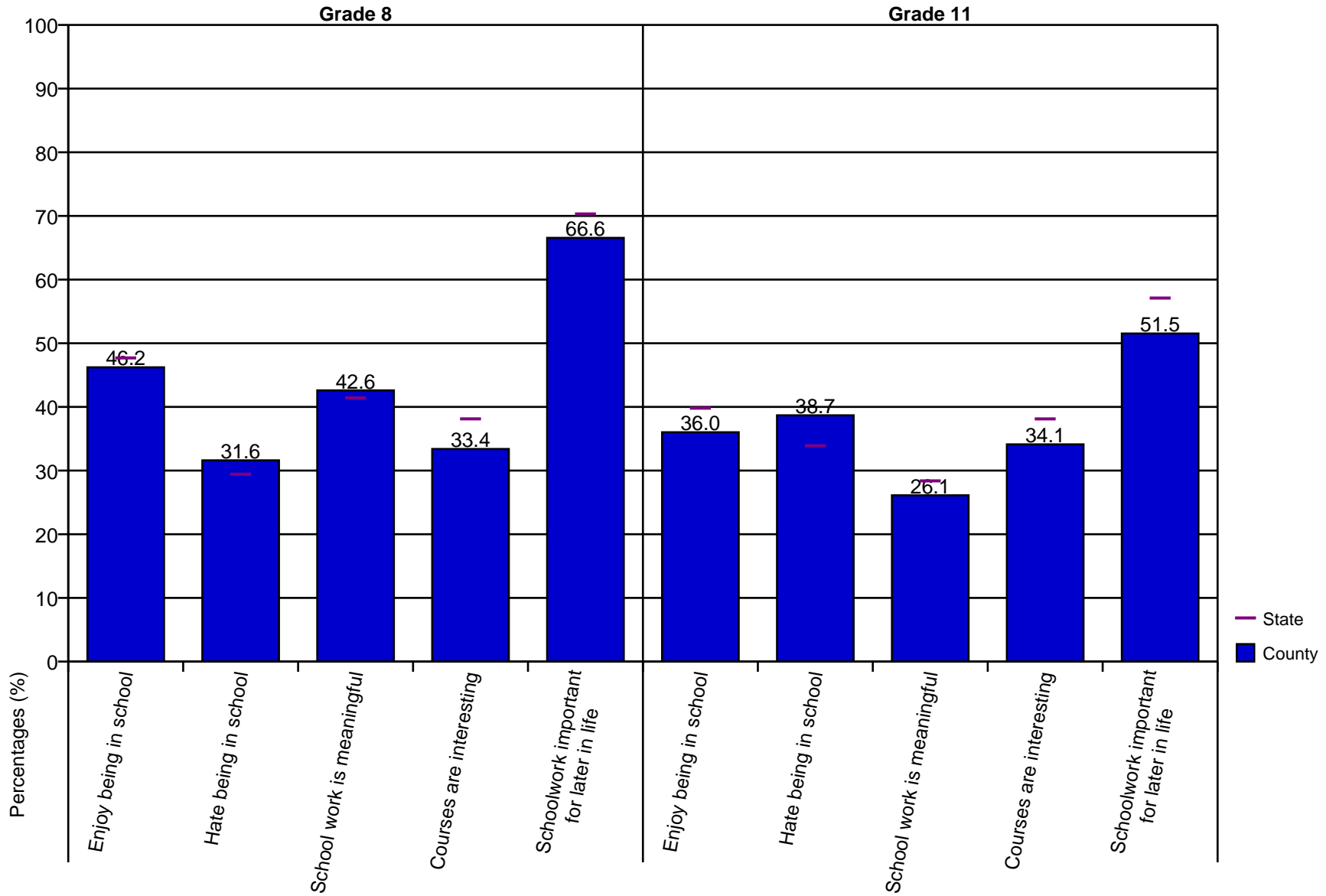


Figure 2: Attachment to School

## 2.3 Opportunities for Participation

When young people are given many opportunities to participate meaningfully in school activities that are important to them, they are less likely to engage in problem behaviors. When opportunities are available for positive participation outside of class, children are less likely to engage in substance use, and other problem behaviors.

The table below shows the percentage of students that agree with the following statements about their school.

Table 7: Opportunities for Participation

	Grade 8		Grade 11	
	County	State	County	State
I have lots of chances to be part of class discussions or activities.	84.5	84.0	86.4	86.4
Teachers ask me to work on special classroom projects.	35.9	43.5	36.3	40.0
In my school, students have lots of chances to help decide things like class activities and rules.	48.6	54.5	44.2	52.3
There are lots of chances for students in my school to get involved in sports, clubs, and other school activities outside of class.	87.6	84.9	90.3	90.5

*Percentages exclude missing answers.*

## Opportunities for Participation Josephine County

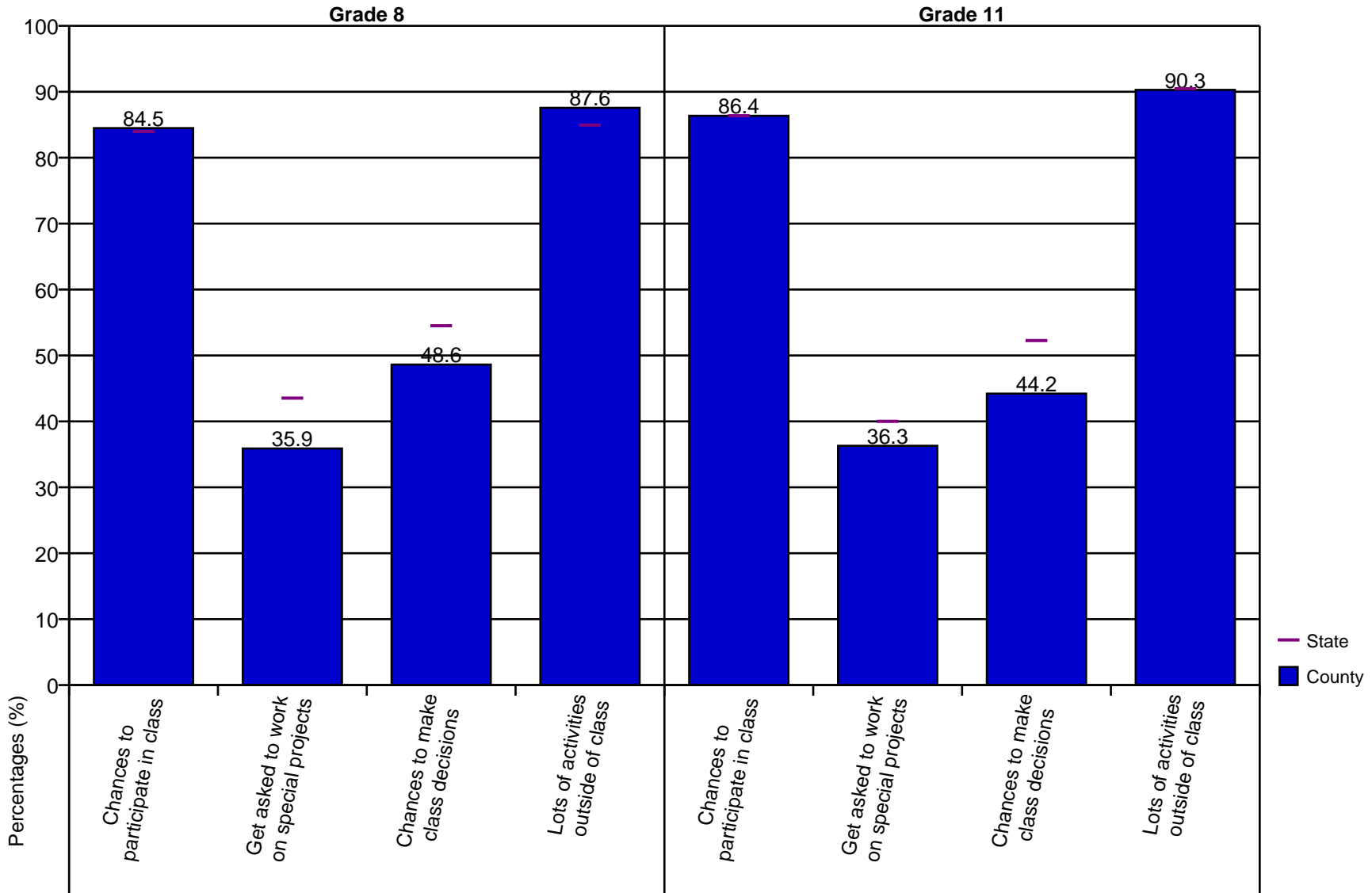


Figure 3: Opportunities for Participation



## 2.4 Safe Environment

Students who are harassed, feel unsafe or otherwise victimized are more likely to cut classes, skip school, feel depressed or are involved in problem behaviors. Comprehensive discipline, positive behavior support and anti-bullying programs in schools have been shown to reduce the incidence of harassment.

Table 8: Safe Environment

	Grade 8		Grade 11	
	County	State	County	State
I feel safe at my school.	83.5	81.5	84.9	84.8
Did not go to school one or more times in the past 30 days because you felt unsafe at school or on your way to or from school	5.7	8.3	7.7	5.3

*Percentages exclude missing answers.*

This table shows the percentage of students that have been harassed during the past 30 days. Students were asked to indicate whether they were harassed at school or on the way to or from school for any of the following reasons.

Table 9: Harassment

	Grade 8		Grade 11	
	County	State	County	State
Your race or ethnic origin	10.1	14.4	10.4	11.4
Unwanted sexual comments or attention	18.7	21.7	19.6	18.0
Someone thought you were gay, lesbian, bisexual or transgender	14.8	14.6	11.7	8.0
Your weight, clothes, acne or other physical characteristic	26.2	27.2	20.7	16.9
Your group of friends	22.1	22.5	17.4	15.1
Harassment for other reasons.	32.4	31.5	25.5	21.4
Any harassment in the past 30 days	52.8	52.5	45.1	40.4

*Percentages exclude missing answers.*

# Harassment - Grade 8

## Josephine County

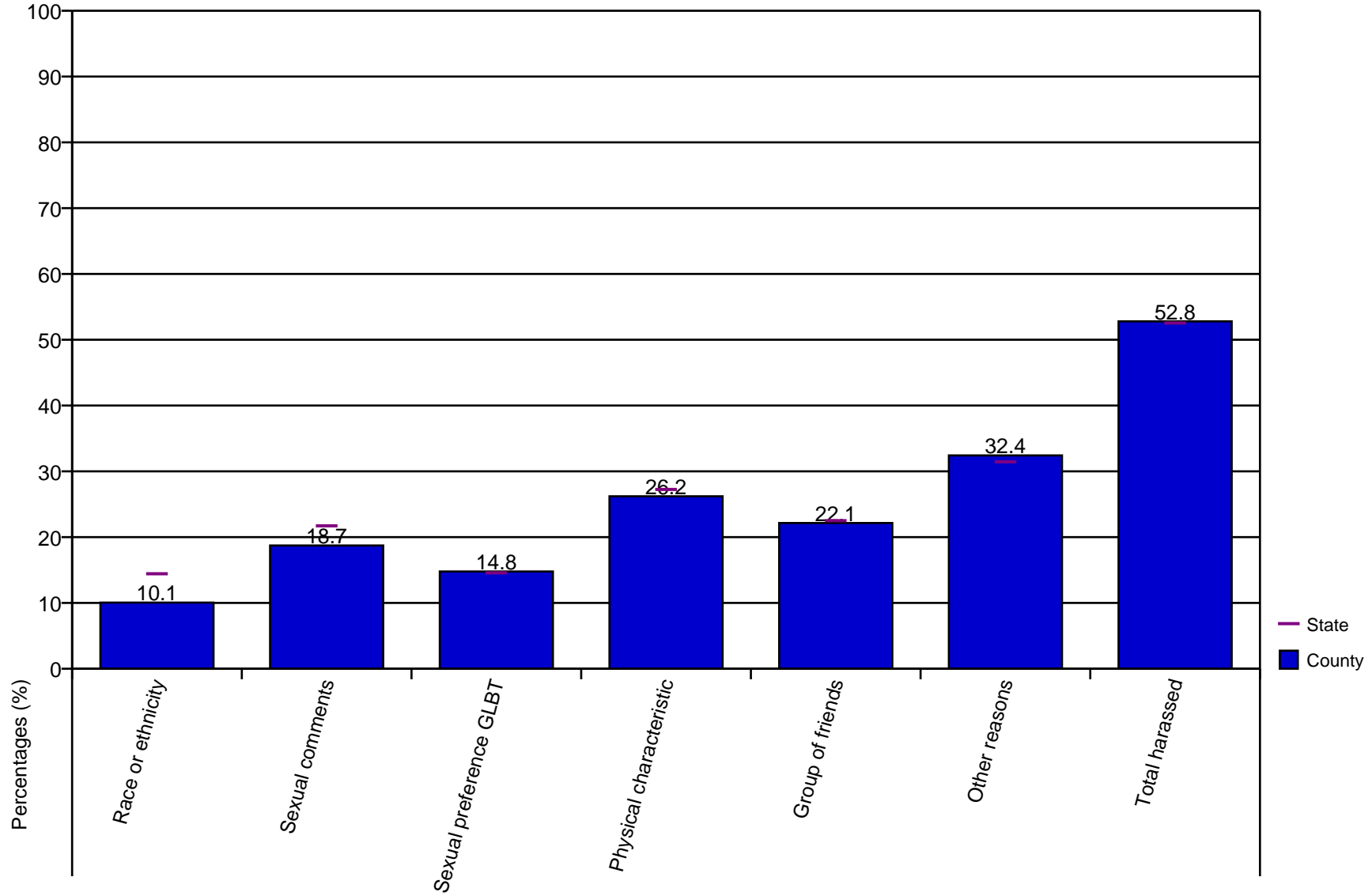


Figure 4: Harassment - Grade 8

# Harassment - Grade 11

## Josephine County

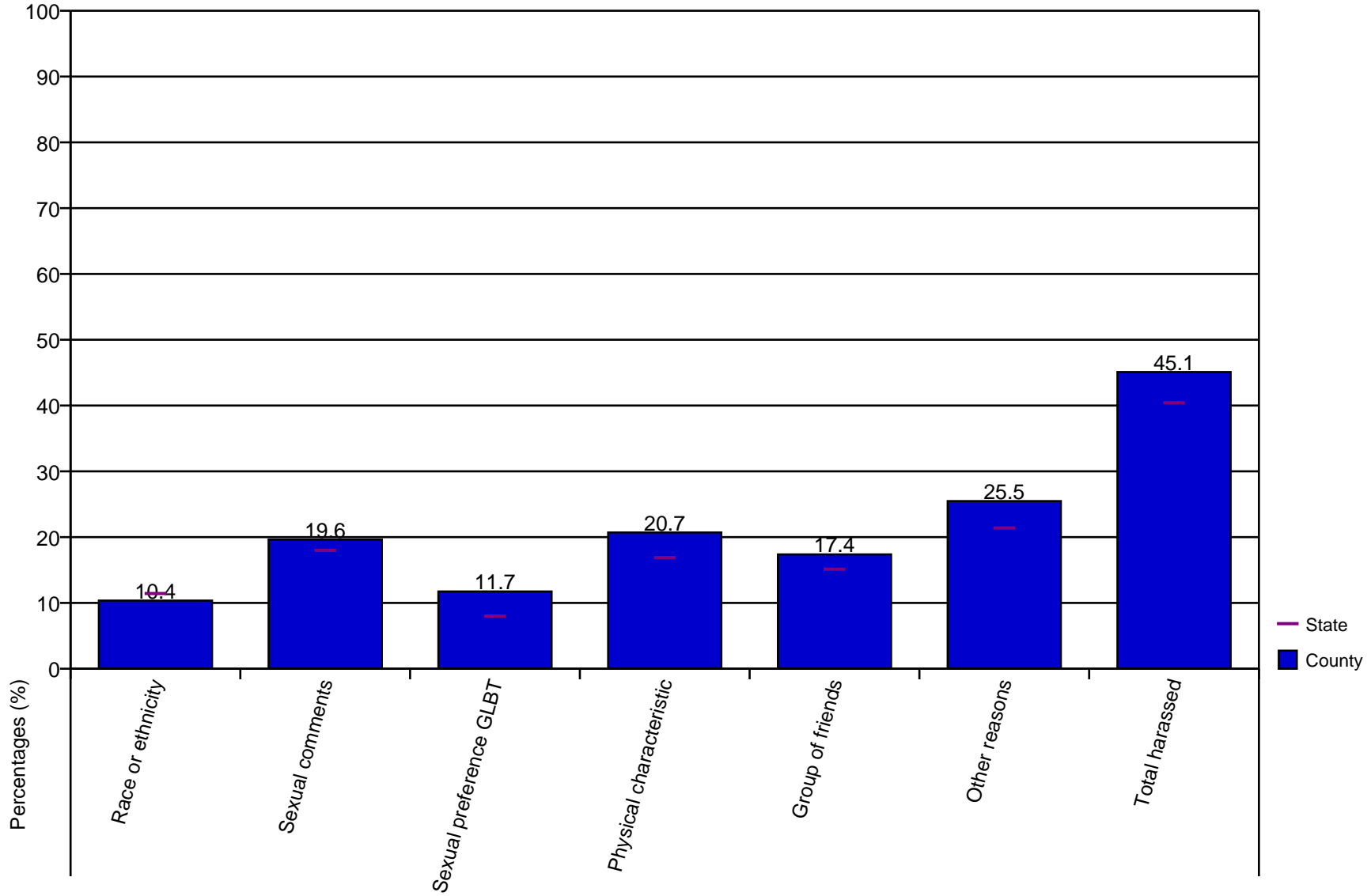


Figure 5: Harassment - Grade 11

This table shows the prevalence of other serious problem behaviors reported to have occurred in the past 12 months at school.

Table 10: Serious Problem Behaviors

	Grade 8		Grade 11	
	County	State	County	State
Have been drunk or high at school	11.3	10.1	22.2	17.1
Were in a physical fight on school property	21.2	21.4	14.0	10.1
Took a handgun to school	1.6	1.4	3.1	1.6

*Percentages exclude missing answers.*

## Serious Problem Behaviors Josephine County

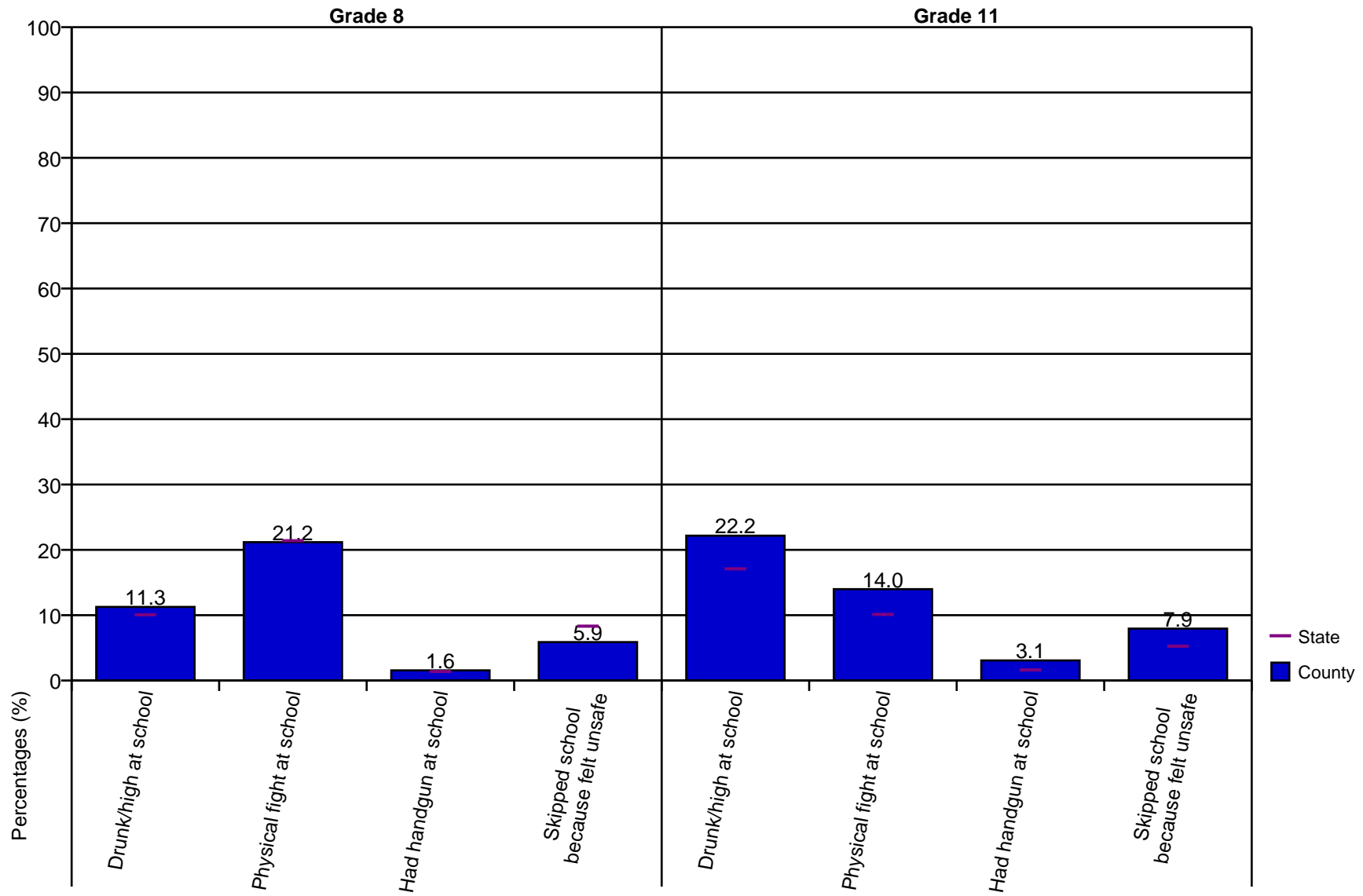


Figure 6: Serious Problem Behaviors

### 3 POSITIVE YOUTH DEVELOPMENT

High levels of positive youth development are strongly associated with increased healthy behaviors and decreased risk behaviors among youth. In 2006, DHS Public Health Division and the Oregon Commission on Children and Families established a statewide benchmark to measure Positive Youth Development (PYD) among Oregon 8th and 11th graders.

#### 3.1 PYD Benchmark

The benchmark consists of 6 questions. Each measures a different component of PYD: physical health, emotional/mental health, competence, confidence, support and service. Students that answer at least 5 of the 6 questions in a positive manner (i.e., excellent/very good/good or very much/pretty much true) are considered to have met the state benchmark.

Table 11: PYD Benchmark

	Grade 8		Grade 11	
	County	State	County	State
Strong positive youth development	55.8	60.3	62.3	66.0
Weak positive youth development	44.2	39.7	37.7	34.0

*Percentages exclude missing answers.*

*This item was not asked on the 6th grade survey.*

### 3.2 General Health

Two questions are asked as an assessment of student health. The following table reports the percentage of students that responded to the questions with "good", "very good", or "excellent."

Table 12: General Health

	Grade 8		Grade 11	
	County	State	County	State
Physical health is...	88.2	90.0	87.6	87.9
Emotional and mental health is...	84.1	85.7	84.3	85.6

*Percentages exclude missing answers.*

*These items were not asked on the 6th grade survey.*

### 3.3 Competence, Confidence, Support and Service

The following table reports the percentage of students that indicated the statement is "pretty much true" or "very much true."

Table 13: Competence, Confidence, Support and Service

	Grade 8		Grade 11	
	County	State	County	State
I can work out my problems.	81.0	84.4	87.9	89.6
I can do most things if I try.	88.6	89.3	90.5	92.3
There is at least one teacher or other adult in my school that really cares about me.	62.6	65.3	68.7	69.2
I volunteer to help others in my community.	38.1	43.9	46.1	52.0

*Percentages exclude missing answers.*

*These items were not asked on the 6th grade survey.*

### Positive Youth Development - Grade 8 Josephine County

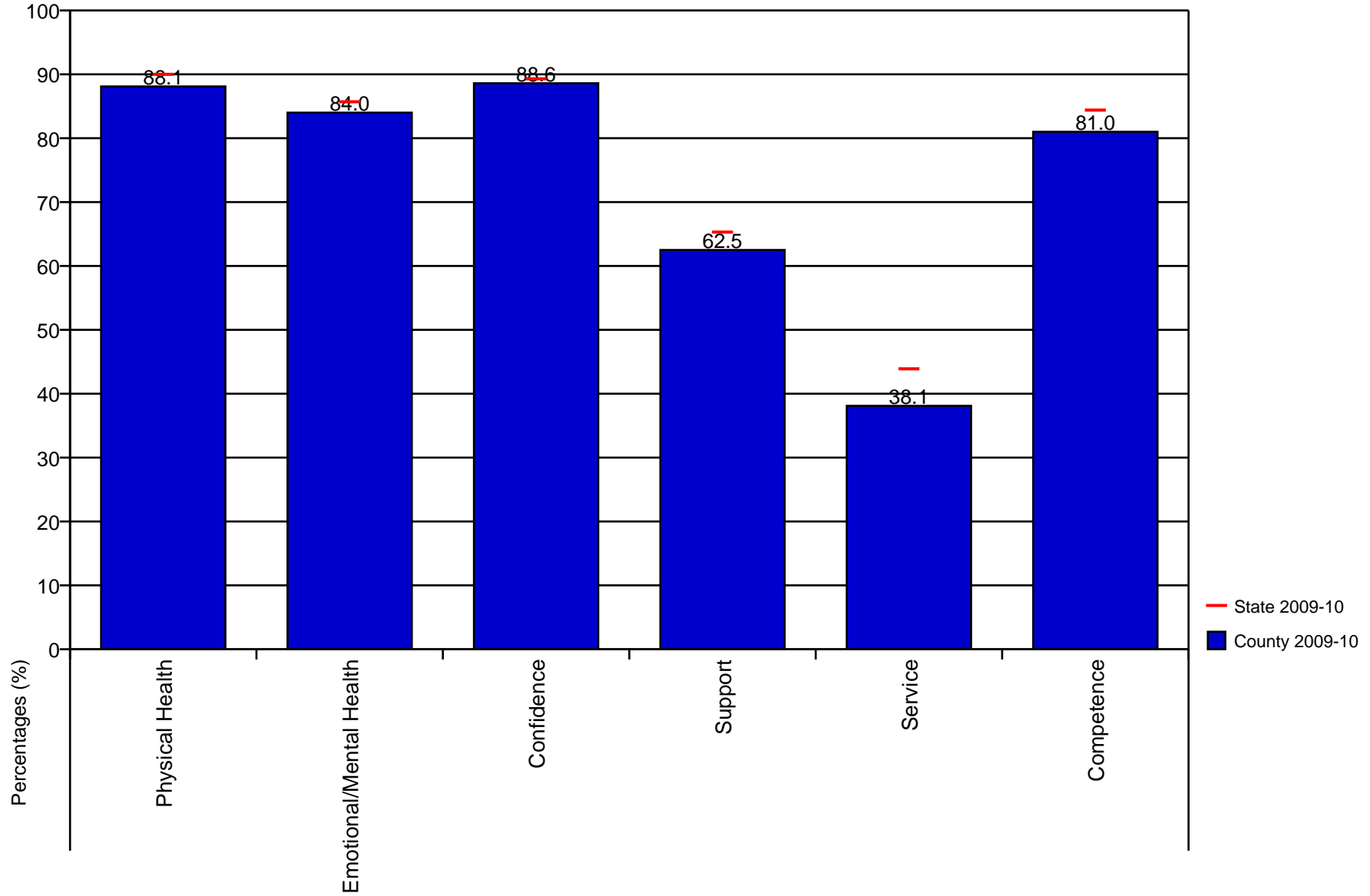


Figure 7: Positive Youth Development - Grade 8

Positive Youth Development - Grade 11  
Josephine County

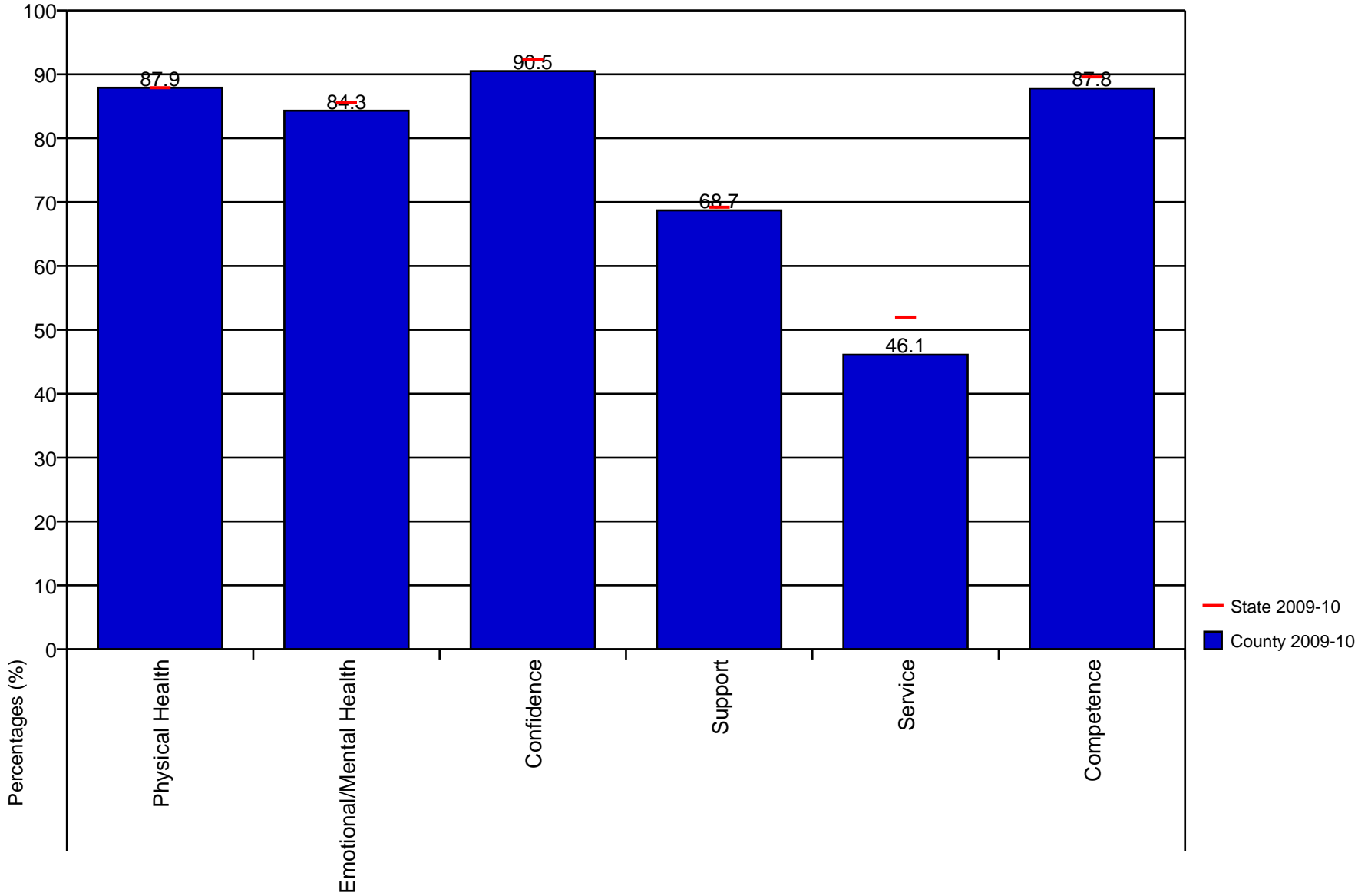


Figure 8: Positive Youth Development - Grade 11



## 4 MENTAL AND EMOTIONAL HEALTH

Good mental and emotional health makes it easier for youth to establish constructive interpersonal relationships, succeed in school and make a successful transition into the workforce. Depression and psychological distress can interfere with the development of positive teacher and peer relationships. Youth with depression or high levels of psychological distress may find it difficult to focus on academics. They are more likely to smoke, drink alcohol or use other drugs and they are at increased risk of suicide.

The *Oregon Student Wellness Survey* asks questions about emotional and mental health, depression, suicide thoughts and suicide attempts. The survey also asks a series of five questions known as the Mental Health Inventory (MHI-5). When responses for all five are considered together, the result is an estimate of the level of psychological distress that youth are experiencing. MHI-5 scores range from five to 30. Scores of 21 or higher are an indication that youth may be experiencing a mental health concern that requires further assessment.

### 4.1 Psychological Distress

This table shows the percentage of students with high levels of psychological distress during the past 30 days based on an MHI-5 score of 21 or higher.

Table 14: Psychological Distress

	Grade 8		Grade 11	
	County	State	County	State
Below MHI-5 cutoff	93.4	93.3	94.3	93.9
At or above MHI-5 cutoff	6.6	6.7	5.7	6.1

*Percentages exclude missing answers.*

*This item was not asked on the 6th grade survey.*

The following table contains data on each of the five Mental Health Inventory questions. This series of questions asks about how the student was feeling during the past 30 days. The table reports the percentage of students that indicated "a good bit of the time," "most of the time", or "all of the time."

Table 15: MHI-5 Questions

	Grade 8		Grade 11	
	County	State	County	State
Been a happy person?	78.3	79.1	81.4	81.1
Felt calm and peaceful?	61.8	64.3	68.9	65.6
Been a very nervous person?	13.2	18.2	16.8	19.6
Felt downhearted and blue?	19.8	19.4	19.5	19.1
Felt so down in the dumps that nothing could cheer you up?	13.3	13.6	9.3	11.5

*Percentages exclude missing answers.*

*These items were not asked on the 6th grade survey.*

### 4.2 Depression and Suicide Ideation

Suicide is the second leading cause of death among Oregon youth aged 10-24. Depression is the most common underlying cause of suicide. The following table reports the percentage of 8th and 11th grade students that had signs of depression, thoughts about suicide, or actually attempted suicide during the last 12 months.

Table 16: Depression and Suicide Ideation

	Grade 8		Grade 11	
	County	State	County	State
Did you ever feel so sad or hopeless almost every day for two weeks or more in a row that you stopped doing some usual activities?	19.5	22.1	25.2	23.4
Did you ever seriously consider attempting suicide?	12.6	13.9	17.4	12.6
Actually attempted suicide?	6.4	9.0	9.1	6.6

*Percentages exclude missing answers.*

*Only the first item was asked on the 6th grade survey.*

## Psychological Distress, Depression and Suicide Josephine County

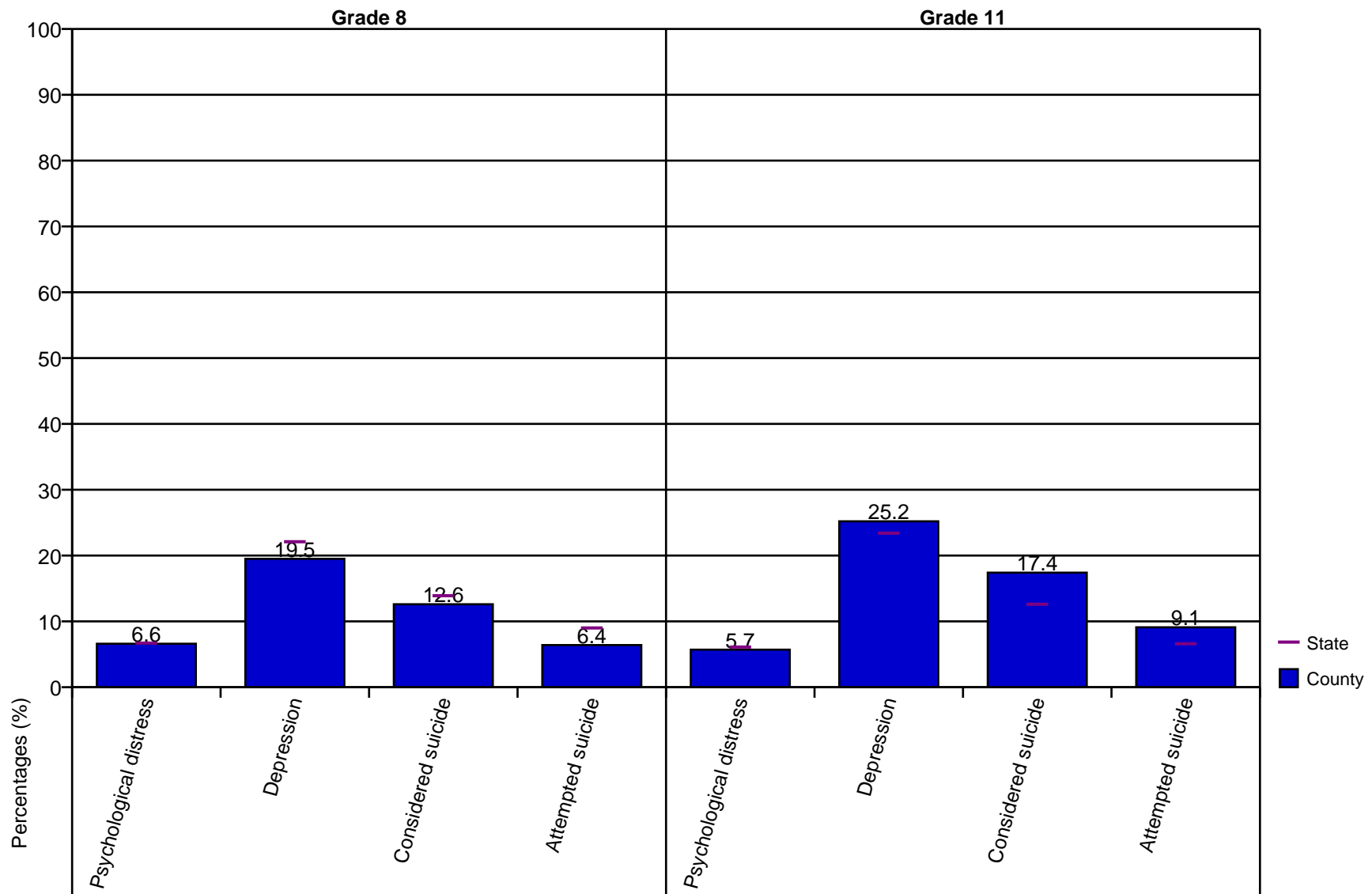


Figure 9: Psychological Distress, Depression and Suicide

## 5 PROBLEM GAMBLING

Students today are increasingly being exposed to gambling opportunities - on the Internet, in the community, at home and even at church - so it's no surprise that problems associated with gambling are being seen in youth. It's generally not perceived nor treated as risky, yet research shows that youth who gamble are much more likely to engage in other risky behaviors such as drinking, smoking and using drugs and some of them will go on to develop serious gambling problems.

The adolescent brain is developmentally inclined towards risk, minimal consideration of consequences, preference for stimulation and novelty, all of which gambling offers in abundance.

The *Oregon Student Wellness Survey* asks a series of questions that address and measure various gambling activities. Students were asked questions regarding the types of gambling they participated in, their feelings about being involved in gambling and the degree to which parents and teachers have communicated to the students the risks involved in engaging in this particular activity.

Gambling can be addictive, yet most youth and parents treat it as harmless entertainment. The following tables and charts contain data on gambling questions. These percentages are provided by grade level and statewide data are included for comparison purposes. For more information on youth gambling in Oregon, including more data and educational resources, go to [www.problemgamblingprevention.org](http://www.problemgamblingprevention.org)

### 5.1 Types of Gambling

Gambling involves betting anything of value (money, a watch, soda, etc.) on a game or event. The following table shows the percentage of students that participated in these types of gambling in the last 30 days.

Table 17: Types of Gambling

	Grade 8		Grade 11	
	County	State	County	State
Playing lottery tickets.	9.4	8.8	12.7	10.1
Playing Powerball or Megabucks.	2.1	2.7	2.8	2.6
Playing dice or coin flips.	15.5	14.8	11.0	8.3
Playing cards (poker, etc.).	20.5	18.8	17.9	17.2
Betting on a sports team.	18.0	18.2	15.2	14.5
Betting on a horse/dog race.	1.7	1.6	2.1	1.4
Betting on games of personal skill (bowling, video games, dares, etc.).	26.4	25.4	23.7	18.3
Gambling on the Internet for free or with money.	3.5	4.7	5.3	4.7
Gambling at a casino.	0.3	0.8	2.1	1.1
Playing Bingo for money.	4.3	6.0	3.7	3.8
None.	51.3	50.9	54.3	58.2
Other.	12.2	12.0	9.4	8.0

*Percentages exclude missing answers.*

## 5.2 Risk of Problem Gambling

Most youth don't have large sums of money to spend on gambling, so this measure must be looked at within that context. The fact that youth are spending any money on a potentially addictive behavior is of concern, and some youth spend significant amounts on it. Even those who spend a small amount of money are still "spending" time and attention on gambling at the expense of other activities and responsibilities. By the time they get into college, where problem gambling rates are among the highest and the average college student gets 25 credit card solicitations a year, some youth have developed seemingly innocent gambling habits that will cost them dearly.

The following table shows the amount of money 8th and 11th grade students bet in any form (lottery, card games, bingo, Internet, sports, with friends) in the past three months.

Table 18: Gambling Amounts

	Grade 8		Grade 11	
	County	State	County	State
0	63.1	63.5	63.8	68.1
\$1-\$10	24.1	22.9	20.3	18.7
\$11-\$50	7.3	8.1	9.0	7.9
Over \$50	5.5	5.6	6.9	5.4

Percentages exclude missing answers.

This item was not asked on the 6th grade survey.

The next table shows the percentage of 8th and 11th grade students that reported the following signs of problem gambling in the last 12 months. The last two questions (lied about/bet more) are based on a valid and reliable problem gambling screening instrument which has been used for many years; saying yes to either of these is highly correlated to a potential gambling problem and indicates a need for further assessment by a trained counselor.

Table 19: Signs of Problem Gambling

	Grade 8		Grade 11	
	County	State	County	State
Felt bad about the amount you bet, or about what happens when you bet money	4.6	4.2	2.4	2.9
Felt that you would like to stop betting money but didn't think you could	1.5	2.7	1.7	1.8
Lied to anyone about betting/gambling	5.7	5.9	4.7	3.5
Bet/gambled more than you wanted to	6.9	6.4	5.2	5.5

Percentages exclude missing answers.

These items were not asked on the 6th grade survey.

## 5.3 Communication about the Risks of Gambling

Table 20: Communication About the Risks of Gambling

	Grade 8		Grade 11	
	County	State	County	State
Parents have talked to you about the risks of betting/gambling	47.9	46.5	42.5	36.4
Teachers have talked to you about the risks of betting/gambling	28.2	30.7	24.4	23.2

Percentages exclude missing answers.

These items were not asked on the 6th grade survey.

### Gambling - Grade 8 Josephine County

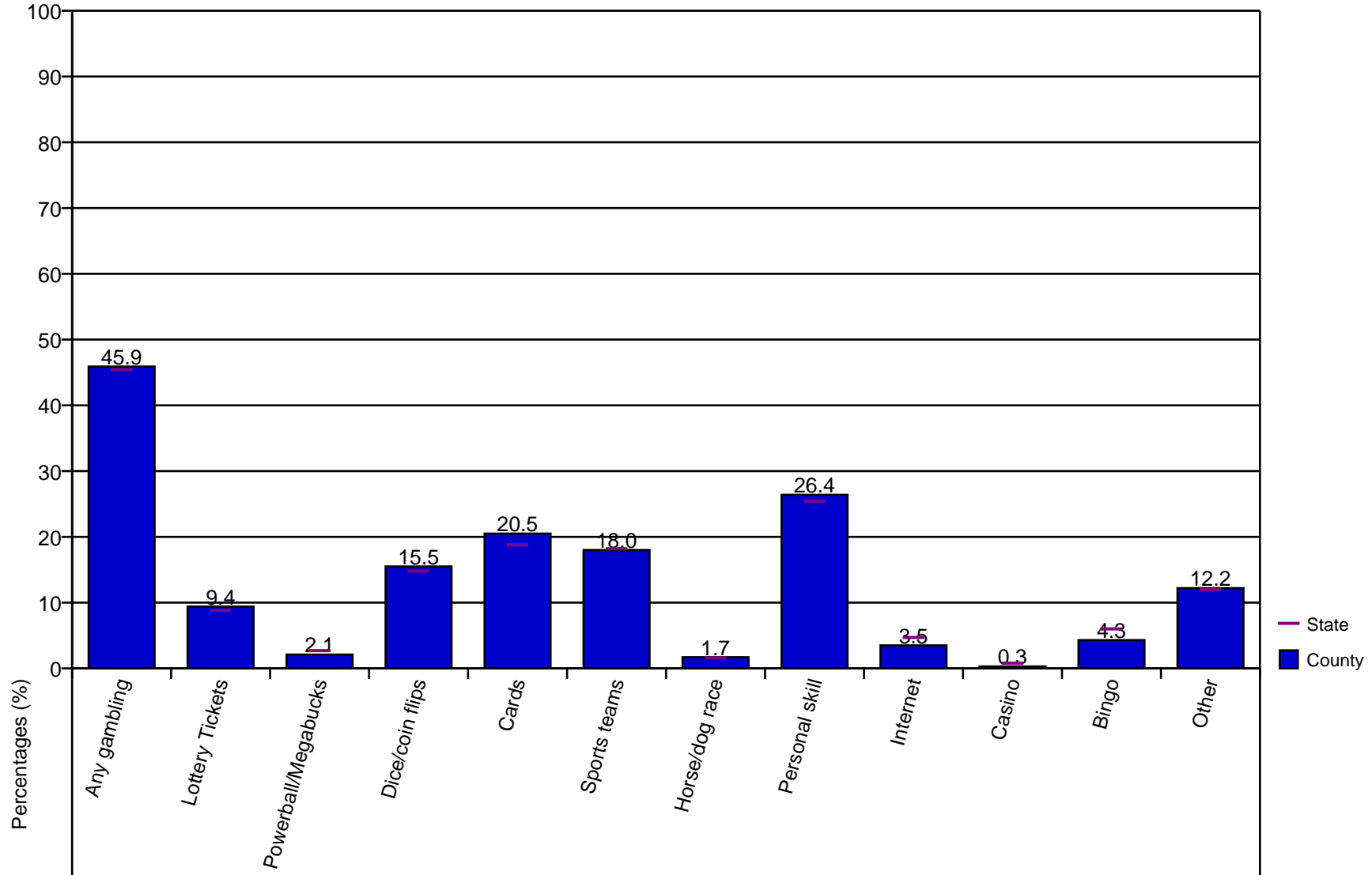


Figure 10: Gambling - Grade 8

### Gambling - Grade 11 Josephine County

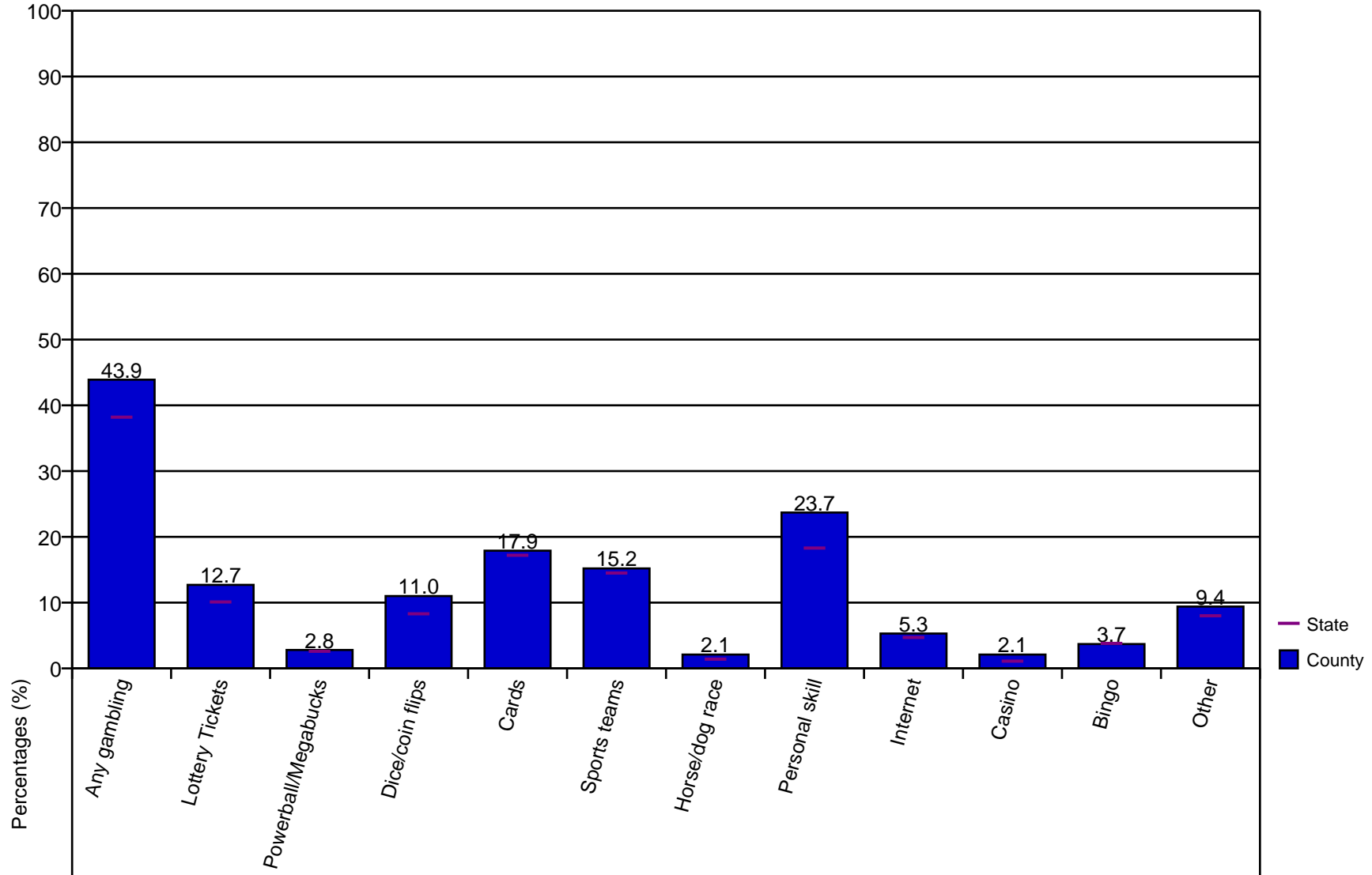


Figure 11: Gambling - Grade 11

### Amount of Money Bet

Josephine County

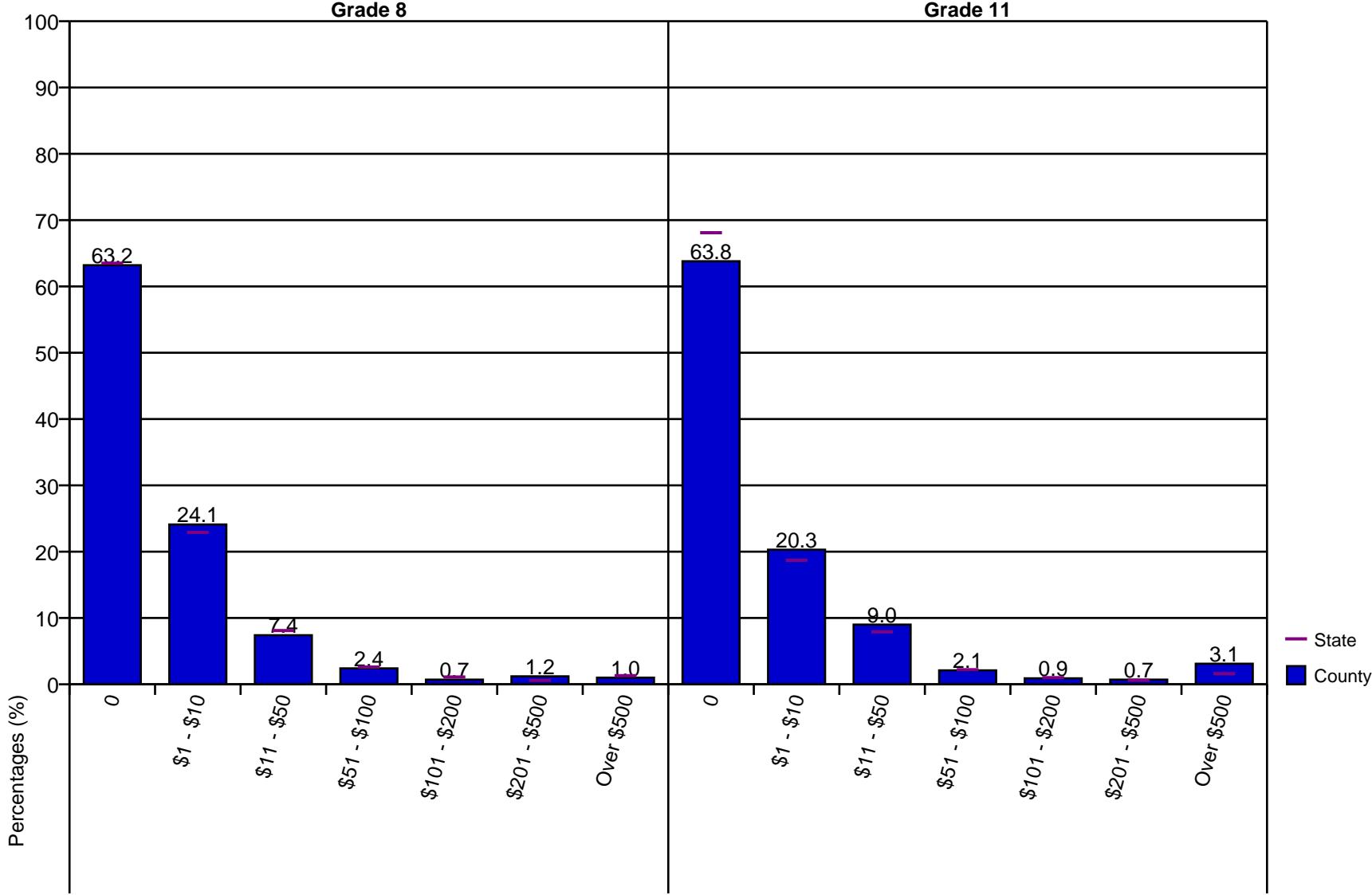


Figure 12: Amount of Money Bet



## Signs of Problem Gambling Josephine County

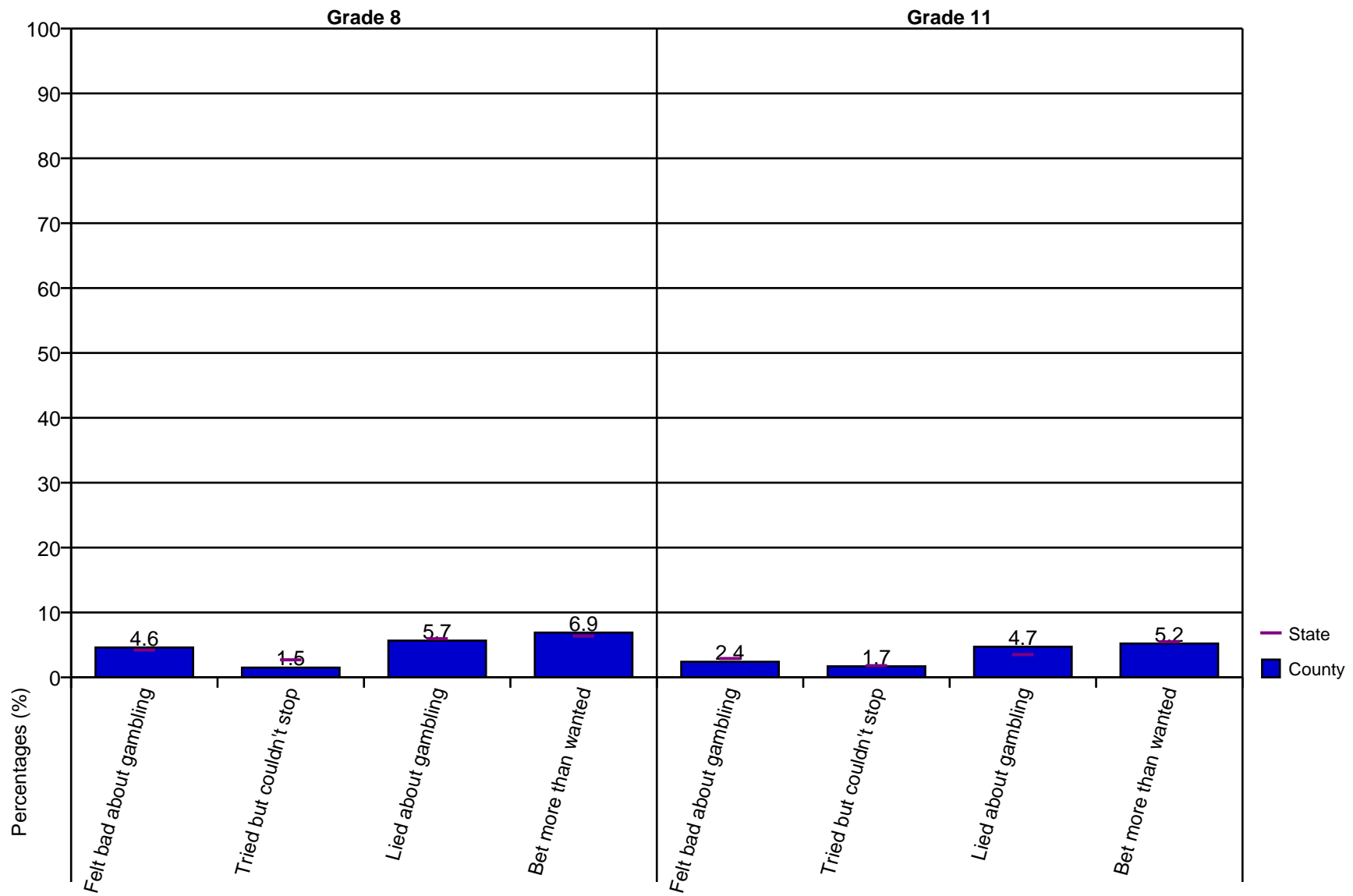


Figure 13: Signs of Problem Gambling

## 6 SUBSTANCE USE

Smoking is the number one preventable cause of disease and death in this country. Most adult smokers start smoking before the age of 18. Of the 20 adolescents in Oregon who begin smoking each day, one-third will die prematurely from tobacco-related diseases.

Alcohol is the country's most widely used legal drug and, despite the fact that it is illegal to purchase alcohol under 21 years of age, its use is widespread in teens. The brain goes through dynamic change during adolescence, and alcohol can seriously damage long- and short-term growth processes. The American Medical Association warns that damage from alcohol at this time can be irreversible.

Marijuana is the country's most widely used illicit drug. Nationally, nearly half of all high school seniors report some use of marijuana in their lifetime. Recent studies by the Substance Abuse and Mental Health Services Administration show weekly or more frequent use of marijuana doubles a teen's risk of depression and anxiety and can cause other mental illness.

During the elementary school years, most children express anti-drug, anti-crime and pro-social attitudes and have difficulty imagining why people use drugs. However, in middle school, as more youth are exposed to others who use cigarettes, alcohol or other drugs, their attitudes often shift toward greater acceptance of these behaviors.

### 6.1 Abstinence from Substance Use

The following table shows the percent of students that indicated in their lifetime, they "never have" ...

Table 21: Abstinence from Substance Use

	Grade 8		Grade 11	
	County	State	County	State
Smoked a whole cigarette	78.9	84.6	67.8	72.1
Used tobacco products other than cigarettes, such as snuff, chewing tobacco, and smoking tobacco from a pipe	87.4	90.6	69.8	77.8
Had more than a sip or two of alcohol	60.6	62.6	31.1	39.0
Tried marijuana	73.3	80.3	49.7	58.3

*Percentages exclude missing answers.*

## 6.2 Substance Use in the Past 30 Days

The table below provides the percentage of students that used one or more times in the past 30 days.

Table 22: Substance Use in the Past 30 Days

	Grade 8		Grade 11	
	County	State	County	State
Smoked cigarettes	10.9	8.2	17.5	14.3
Used other tobacco products	7.3	5.0	19.2	12.4
Had at least one drink of alcohol	25.3	22.5	44.5	36.3
Had 5 or more drinks of alcohol in a row, that is, within a couple of hours	11.8	8.9	27.6	21.0
Used marijuana	16.4	12.2	29.8	23.7
Sniffed glue, breathed the contents of aerosol spray cans, or any paints or sprays to get high	4.9	5.9	2.6	2.3
Used prescription drugs (without a doctor's orders) to get high	4.7	3.9	10.5	6.6
Used illicit drugs other than marijuana (includes any use of cocaine, ecstasy, heroin, hallucinogens or methamphetamines)	3.7	3.3	8.1	5.1

*Percentages exclude missing answers.*

## Alcohol, Tobacco and Other Drug Use - Grade 8 Josephine County

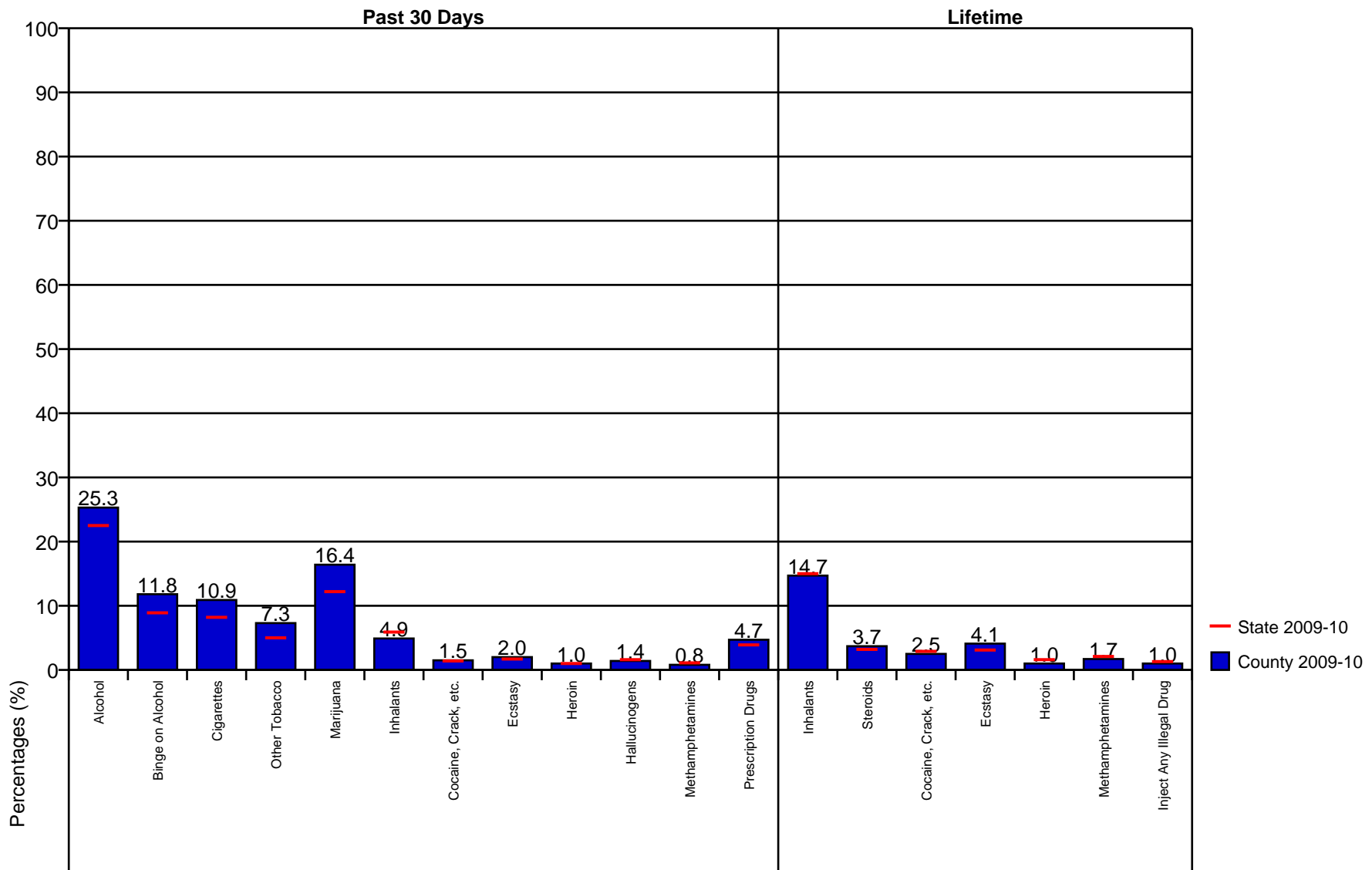


Figure 14: Alcohol, Tobacco and Other Drug Use - Grade 8

## Alcohol, Tobacco and Other Drug Use - Grade 11 Josephine County

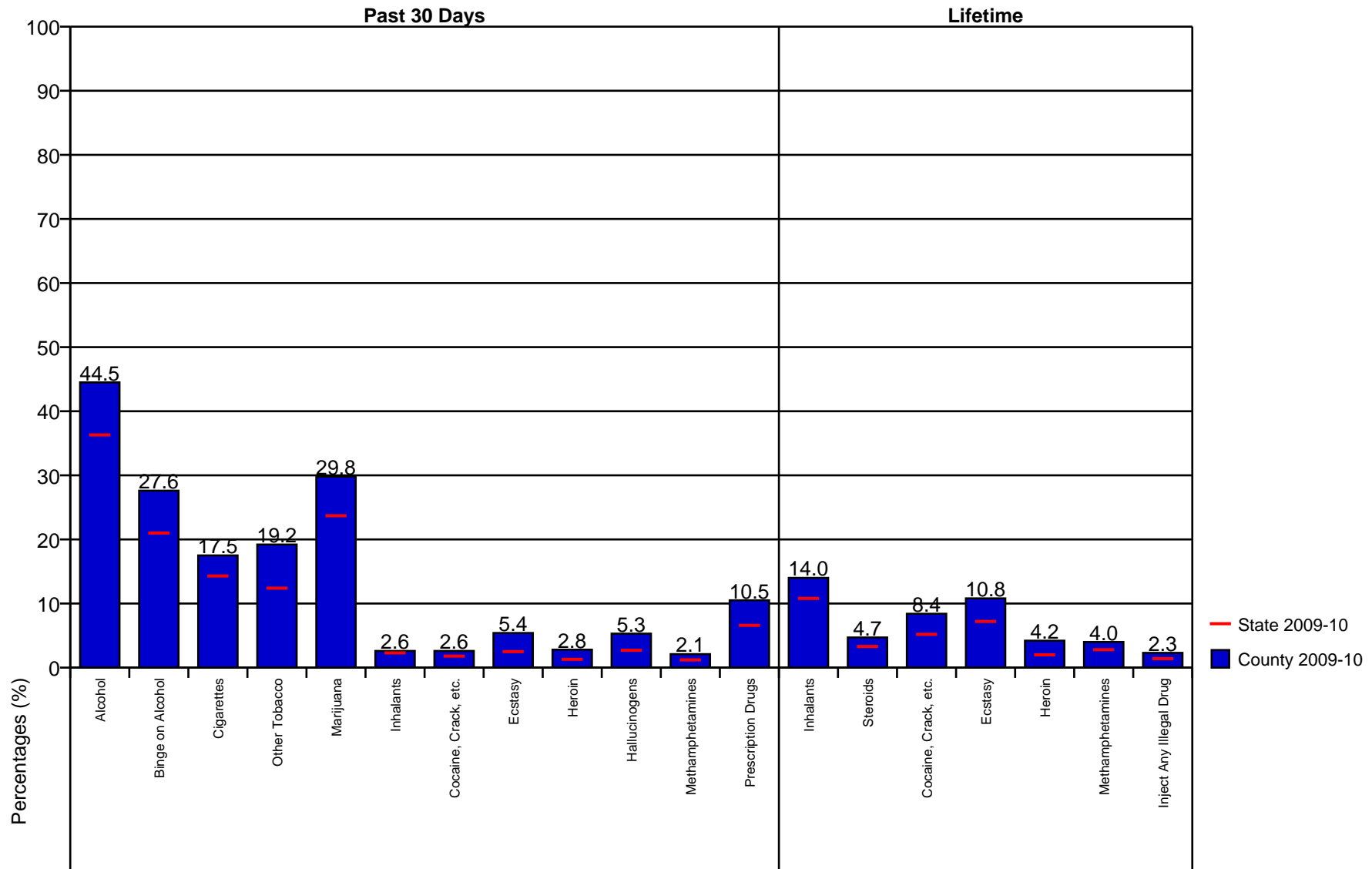


Figure 15: Alcohol, Tobacco and Other Drug Use - Grade 11

### 6.3 Average Age of First Use

Onset of drug use prior to the age of 15 is associated with a much greater risk of developing dependency. The earlier the onset of any substance use, the greater the involvement in other drug use and the greater the frequency of use. Later age of onset of substance use has been shown to predict lower drug involvement and a greater probability of discontinuation of use.

Among students that have ever used, the table below shows the average age (in years) when they first...

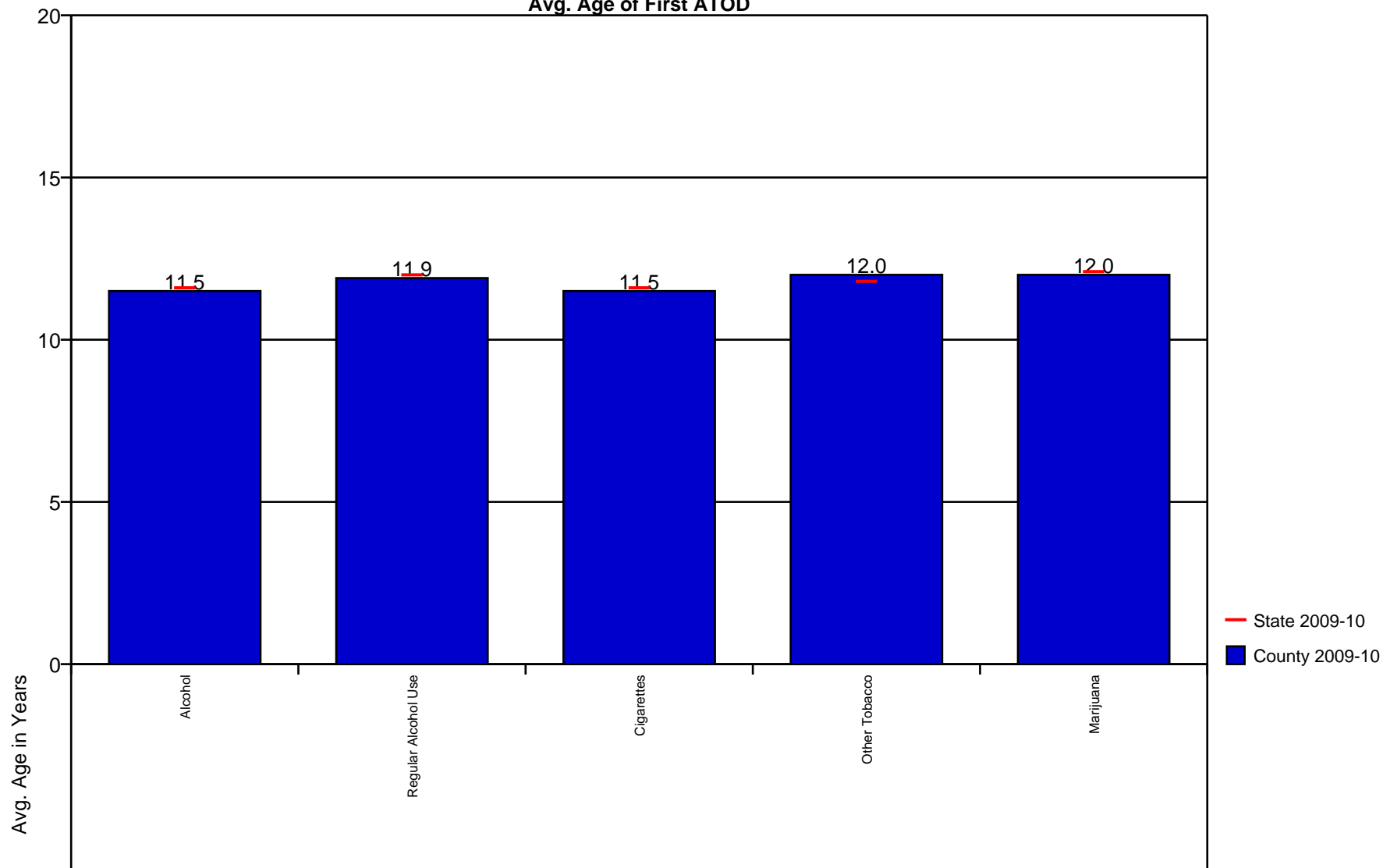
Table 23: Average Age of First Use

	Grade 8		Grade 11	
	County	State	County	State
Smoked a whole cigarette	11.5	11.6	12.7	13.7
Used tobacco products other than cigarettes, such as snuff, chewing tobacco, and smoking tobacco from a pipe	12.0	11.8	14.4	14.3
Had more than a sip or two of alcohol	11.5	11.6	13.7	13.9
First began drinking alcoholic beverages regularly, that is, at least once or twice a month?	11.9	12.0	14.1	14.4
Tried marijuana	12.0	12.1	13.6	14.2

*Percentages exclude missing answers.*

Age of First Use - Grade 8  
Josephine County

Avg. Age of First ATOD

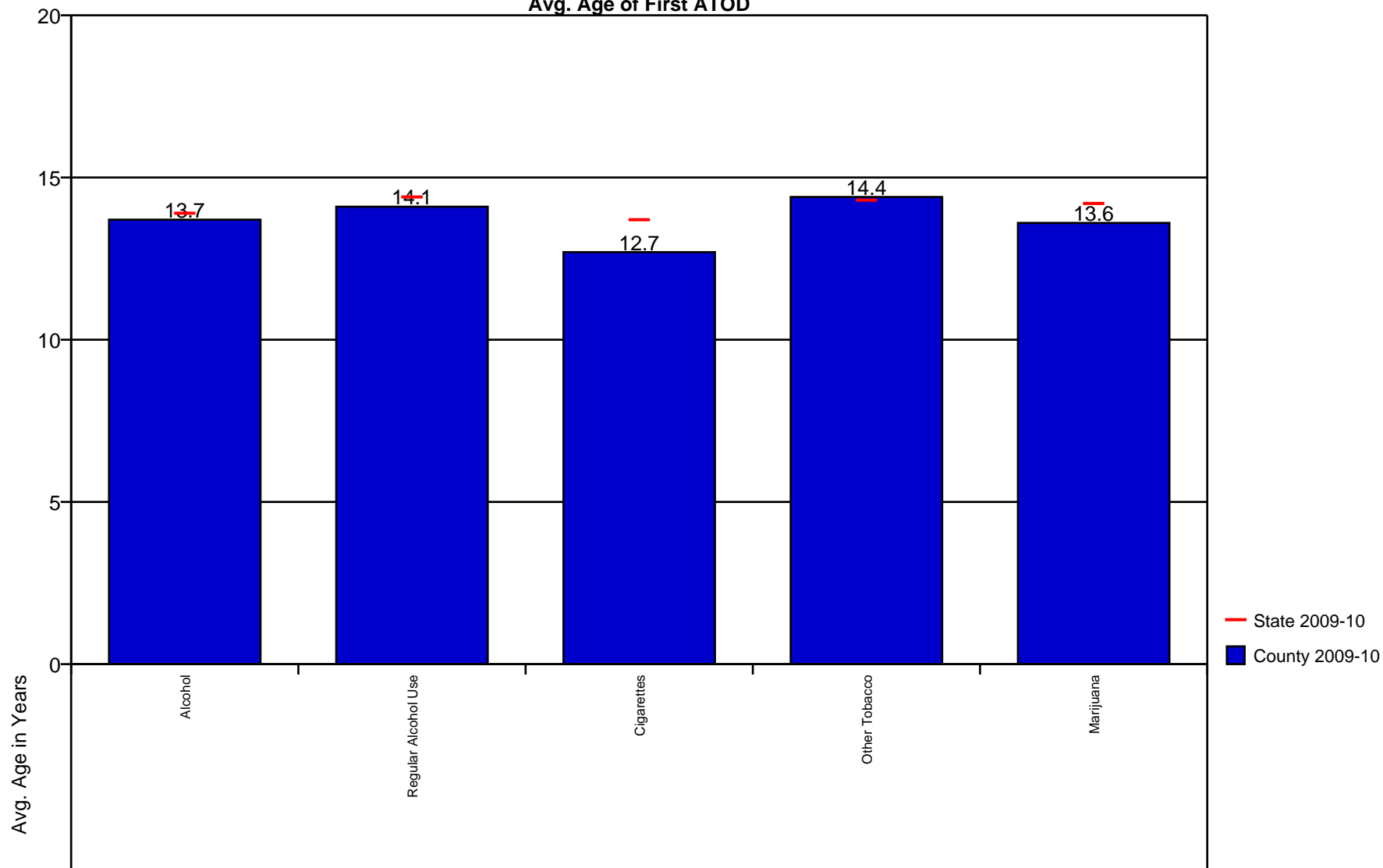


ATOD - Alcohol, Tobacco and Other Drug Use

Figure 16: Age of First Use - Grade 8

Age of First Use - Grade 11  
Josephine County

Avg. Age of First ATOD



ATOD - Alcohol, Tobacco and Other Drug Use

Figure 17: Age of First Use - Grade 11



## 6.4 Factors Associated with Initiation of Substance Use

This section reports on a variety of factors associated with initiation of substance use. Easy availability, attitudes about use, perceptions about the risk of harm from use and communication about substance use all influence whether young people choose to use tobacco, alcohol or other drugs.

### 6.5 Availability

Adolescents that report easy availability of cigarettes, alcohol, marijuana, and other illegal drugs are more likely to use these substances. Research has shown that legal restrictions on alcohol and tobacco use, such as raising the legal drinking age, restricting smoking in public, and increased taxation have been followed by decreases in consumption.

The table below shows the percentage of students that said it would be "easy" or "very easy" for the student to get...

Table 24: Availability

	Grade 8		Grade 11	
	County	State	County	State
Cigarettes	43.6	38.4	71.6	66.3
Beer, wine, or liquor	47.1	47.1	77.8	72.3
Marijuana	38.9	35.9	73.5	66.4
A drug like cocaine, LSD, or amphetamines	9.9	10.1	22.1	23.6

Percentages exclude missing answers.

## 6.6 Parental Attitude toward Substance Use

In families where parents are heavy users of alcohol, use illegal drugs or are tolerant of children's use, adolescents are more likely to engage in substance use. The risk is further increased if parents involve children in their own using behavior such as asking the child to light the parent's cigarette or get the parent a beer from the refrigerator.

The *Student Wellness Survey* asks students about how their parents would feel if the student used alcohol, cigarettes or marijuana. The table below reports the percentage of students that said their parents feel it would be "wrong" or "very wrong" for youth to...

Table 25: Parental Attitude toward Substance Use

	Grade 8		Grade 11	
	County	State	County	State
Smoke cigarettes	95.8	96.6	89.3	92.4
Drink beer, wine or liquor regularly	88.6	90.3	70.4	79.4
Smoke marijuana	90.2	94.1	80.9	88.2

Percentages exclude missing answers.

## 6.7 Student Attitude toward Substance Use

Youth who express positive attitudes toward substance use are more likely to engage in a variety of problem behaviors including substance use.

The following table shows the percentage of students that think it is "wrong" or "very wrong" for someone their age to...

Table 26: Student Attitude toward Substance Use

	Grade 8		Grade 11	
	County	State	County	State
Smoke one or more packs of cigarettes a day	90.8	93.2	87.2	88.5
Have one or two drinks of an alcoholic beverage nearly every day	80.9	84.7	71.5	79.7
Try marijuana once or twice	71.4	76.6	53.6	56.4
Use marijuana once a month or more	73.0	80.2	58.0	62.3

*Percentages exclude missing answers.*

## 6.8 Perceived Risk of Harm

Students who do not perceive cigarette, alcohol or marijuana use to be risky are far more likely to engage in use.

The following table reports the percentage of students that think there is "moderate risk" or "great risk" of harming themselves (physically or in other ways) if they...

Table 27: Perceived Risk of Harm

	Grade 8		Grade 11	
	County	State	County	State
Smoke one or more packs of cigarettes a day	85.6	85.8	84.8	85.1
Take one or two drinks of an alcoholic beverage (beer, wine, liquor) nearly every day	62.3	64.4	55.2	64.9
Have five or more drinks of an alcoholic beverage once or twice a week	75.0	75.8	72.6	76.2
Try marijuana once or twice	47.6	53.9	29.5	35.0
Smoke marijuana once or twice a week	70.1	74.2	53.3	60.1

*Percentages exclude missing answers.*

## 6.9 Communication about Substance Use

The table below shows the percentage of students that recall communication about substance use during the past 12 months.

Table 28: Communication about Substance Use

	Grade 8		Grade 11	
	County	State	County	State
Talked with at least one of your parents about the dangers of tobacco, alcohol, or drug use	64.7	64.9	70.1	64.8
Had a special class about drugs or alcohol in school	57.1	57.2	39.1	45.5
Recall hearing, reading, or watching an advertisement about prevention of substance abuse	74.3	67.1	83.1	76.8

*Percentages exclude missing answers.*

## 7 DRUG FREE COMMUNITIES CORE MEASURES

The Drug-Free Communities (DFC) Support Program, administered by the Center for Substance Abuse Prevention, requests specific data which are typically referred to as the Core Measures. Grantees are required to report on three drug categories: tobacco, alcohol and marijuana. A number of Oregon DFCs focus on other substances, so this report also includes 30-day use data for binge drinking, prescription drugs, methamphetamines, and any illicit drugs other than marijuana.

Data in the tables that follow are provided by grade level. For each drug, and at each grade level, the percentage of students who responded positively to the question and the number of students who responded to the question are reported. For Average Age of Onset, the average age of first use in years and the number of students using is reported. The possible responses to this question range from 10 or under to 17 or older. The table shows the average age of onset of use by those students who answered the question with a response other than "never used."

### 7.1 30 Day Use

Table 29: 30 Day Use

	Grade 8		Grade 11	
	N	Pct	N	Pct
Had at least one drink of alcohol	593	25.3	427	44.5
Had 5 or more drinks of alcohol in a row, that is, within a couple of hours	591	11.8	428	27.6
Smoked cigarettes	589	10.9	429	17.5
Used marijuana	591	16.4	426	29.8
Used prescription drugs (without a doctor's orders) to get high	590	4.7	428	10.5
Used methamphetamines (also called speed, crystal, crank or ice)	591	0.8	428	2.1
Used illicit drugs other than marijuana (includes any use of cocaine, ecstasy, heroin, hallucinogens or methamphetamines)	592	3.7	430	8.1

## 7.2 Perception of Moderate or Great Risk

Table 30: Perception of Moderate or Great Risk

	Grade 8		Grade 11	
	N	Pct	N	Pct
Take one or two drinks of an alcoholic beverage (beer, wine, liquor) nearly every day	578	62.5	419	55.1
Smoke one or more packs of cigarettes a day	574	85.7	418	84.9
Smoke marijuana once or twice a week	575	70.1	419	53.5

Percentages exclude missing answers.

## 7.3 Parents Feel It Would Be Wrong or Very Wrong

Table 31: Parents Feel It Would Be Wrong or Very Wrong

	Grade 8		Grade 11	
	N	Pct	N	Pct
Drink beer, wine or liquor regularly	578	88.6	420	70.5
Smoke cigarettes	572	95.8	418	89.5
Smoke marijuana	570	90.0	417	80.8

Percentages exclude missing answers.

## 7.4 Average Age (in years) of Onset

Table 32: Average Age (in years) of Onset

	Grade 8		Grade 11	
	N	Age	N	Age
Had more than a sip or two of alcohol	592	11.5	427	13.7
Smoked a whole cigarette	592	11.5	428	12.7
Tried marijuana	595	12.0	431	13.6

Percentages exclude missing answers.

## 8 RISK AND PROTECTIVE FACTORS

Risk and protective factor-focused prevention is based on a simple premise: to prevent a problem from happening, identify the factors that increase the risk of that problem developing and then find ways to reduce the risks. The Social Development Research Group at the University of Washington defined a set of risk factors for drug abuse. They include characteristics of school, community, and family environments as well as characteristics of students and their peer groups that are associated with increased likelihood of drug use, delinquency, and violent behaviors among youth.

The research team also found that some children exposed to multiple risk factors manage to avoid behavior problems later, even though they were exposed to the same risks as children who exhibited behavior problems. Protective factors exert a positive influence or buffer against the negative influence of risk, thus reducing the likelihood that adolescents will engage in problem behaviors. Protective factors include social bonding to family, school, community and peers, and healthy beliefs and clear standards for behavior (Hawkins, Catalano & Miller, 1992; Hawkins, Arthur & Catalano, 1995; Brewer, Hawkins, Catalano & Neckerman, 1995).

The premise of the risk and protective factor approach is to promote positive youth development and prevent problem behaviors by addressing the factors associated with the problem. By measuring risk and protective factors in a population, specific risk factors that are elevated and widespread can be identified and targeted by preventive interventions that also promote related protective factors.

The *Oregon Student Wellness Survey* collects data on an essential set of risk and protective factors. The tables that follow give the percentage of students whose factor scores exceed a national norm for each factor. The bars of the graphs indicate the percentage of students whose calculated factor scores exceed the national norm for the particular factor. The percentage figures for the state as a whole are indicated on the graph by the red line for each factor. The lime green dashed line indicates the percentage based on the seven state national normed database. In the tables and charts that follow, if, for example, the percentage for a risk factor was 45.3 that would mean that 45.3 percent of the students had a factor score that was above the cutoff for that particular factor. Ideally, risk factors would have low percentages and protective factors would have high percentages.

## 8.1 Community Factors

Table 33: Community Factors

	Grade 8		Grade 11	
	County	State	County	State
Transitions and mobility (risk)	47.4	42.1	48.3	41.9
Laws and norms favorable to drug use (risk)	40.4	28.3	41.5	32.7
Perceived availability of drugs (risk)	36.5	32.8	40.0	37.2

## 8.2 Family Factors

Table 34: Family Factors

	Grade 8		Grade 11	
	County	State	County	State
Poor family management (risk)	43.5	44.0	42.5	37.5
Parental attitudes toward substance use (risk)	36.7	33.3	60.5	52.8
Parental attitudes toward antisocial behavior (risk)	64.1	60.2	69.3	59.3

## 8.3 School Factors

Table 35: School Factors

	Grade 8		Grade 11	
	County	State	County	State
Academic failure (risk)	47.1	45.2	46.4	42.5
Low commitment to school (risk)	38.8	38.2	46.6	42.2
School opportunities for prosocial involvement (protective)	62.3	66.4	64.5	68.7
School rewards for prosocial involvement (protective)	54.5	57.2	52.8	54.0

## 8.4 Peer / Individual Factors

Table 36: Peer / Individual Factors

	Grade 8		Grade 11	
	County	State	County	State
Perceived risks of substance use (risk)	53.5	49.8	56.7	51.1
Friends' use of drugs (risk)	39.6	35.1	38.8	31.7
Friends' delinquent behavior (risk)	56.1	54.4	62.6	53.9
Peer rewards for antisocial behavior (risk)	47.7	43.0	36.1	35.2
Attitudes toward antisocial behavior (risk)	40.5	39.2	45.9	41.1
Early initiation of drug use (risk)	31.6	26.0	33.6	25.3

## Risk Factors - Grade 8 Josephine County

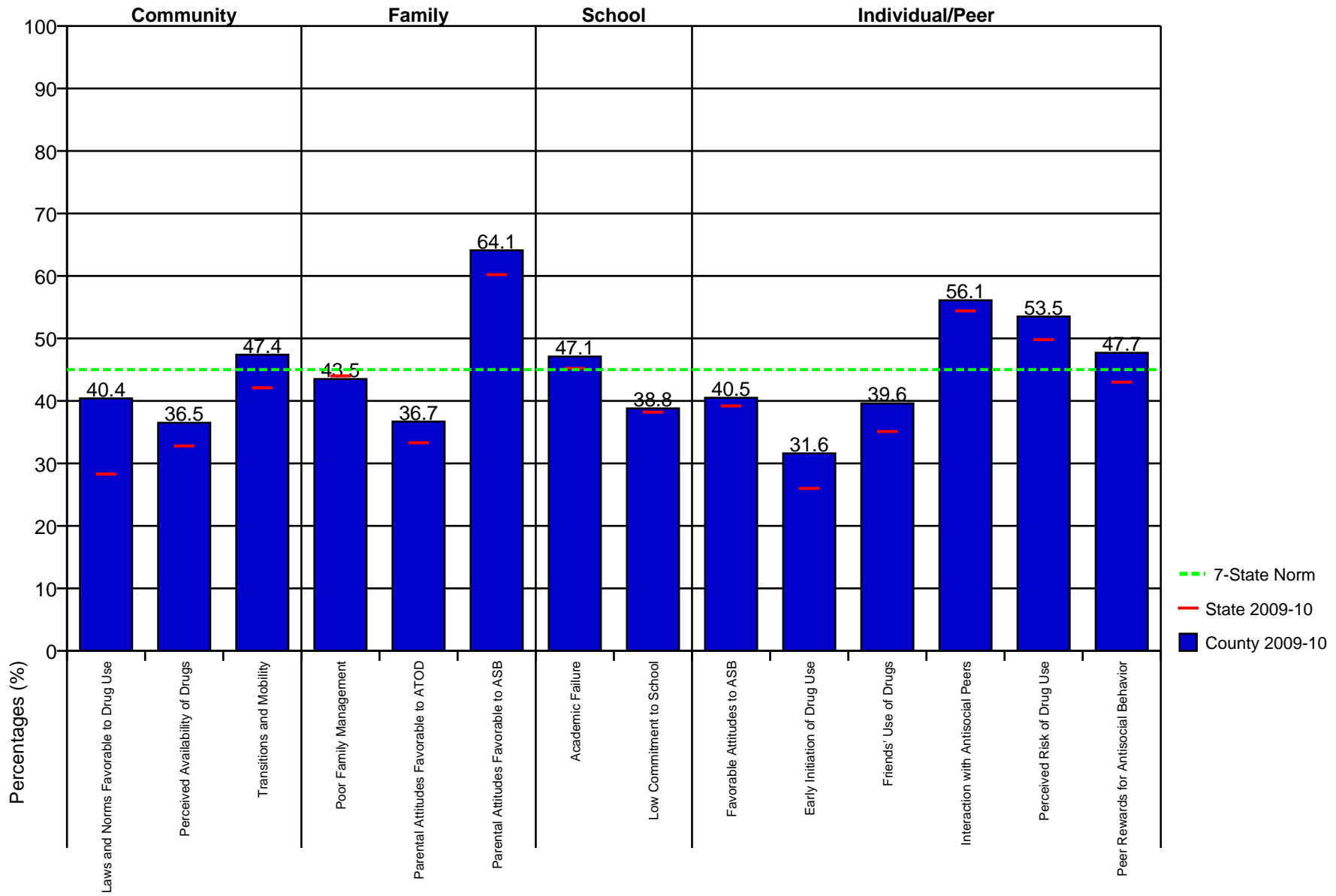


Figure 18: Risk Factors - Grade 8



## Risk Factors - Grade 11 Josephine County

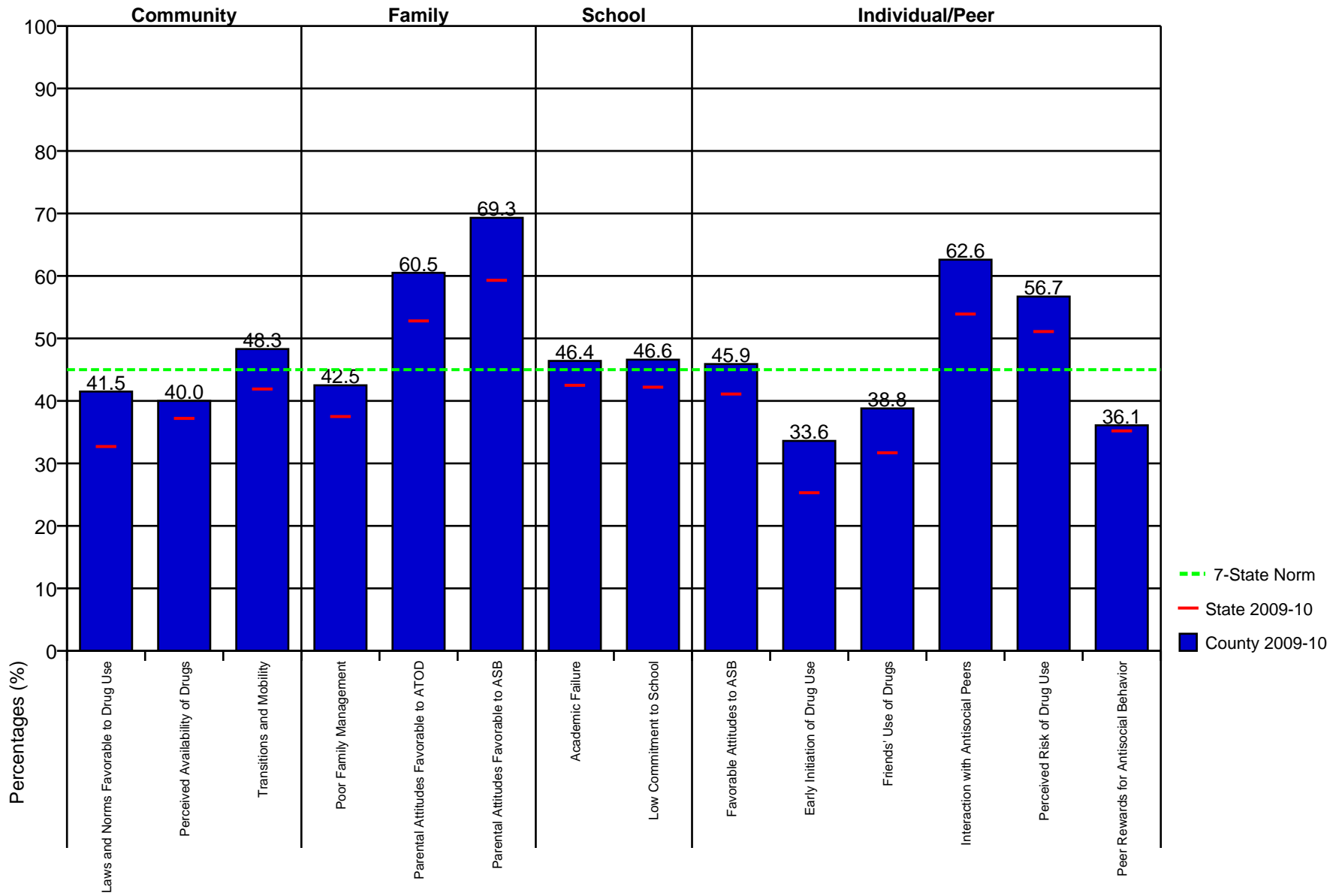


Figure 19: Risk Factors - Grade 11

Protective Factors - Grade 8  
Josephine County

School

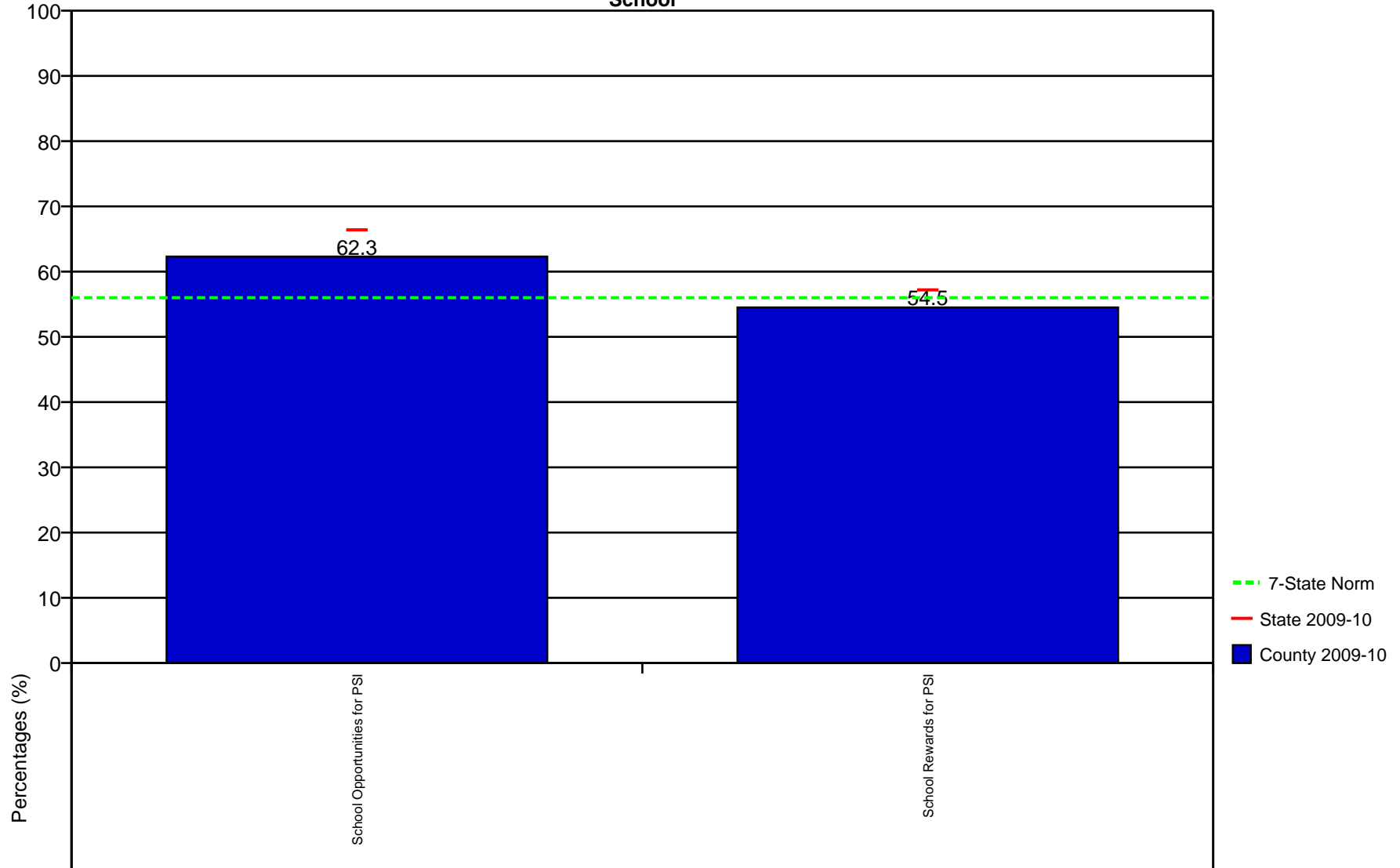


Figure 20: Protective Factors - Grade 8

# Protective Factors - Grade 11

Josephine County

## School

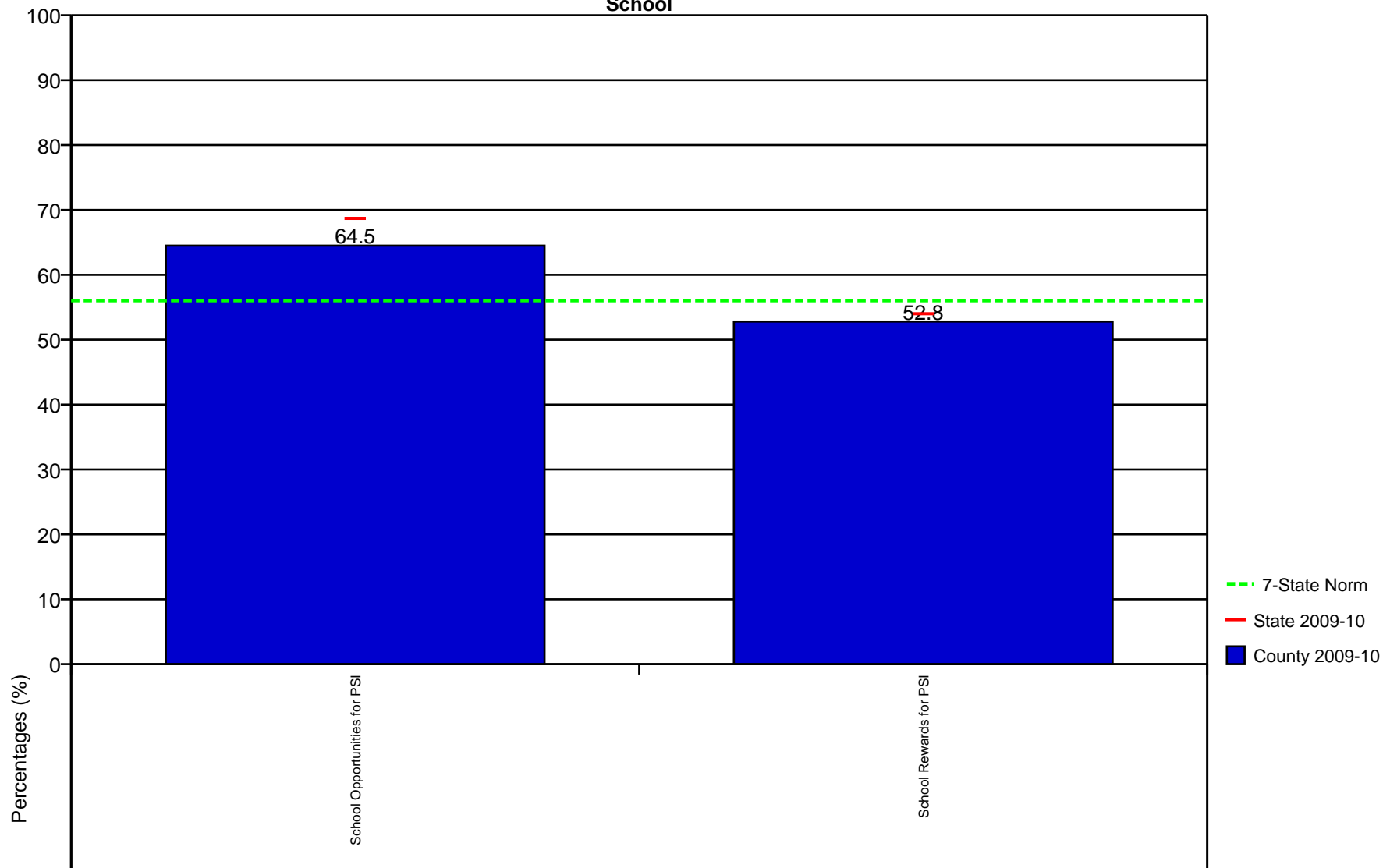


Figure 21: Protective Factors - Grade 11

## A FREQUENCY DISTRIBUTION TABLES

This section contains frequency distribution tables for all of the questions found on the 2010 Oregon Student Wellness Survey. Two versions of the survey were used, one for 6th grade and another for 8th and 11th grades. The 6th grade survey consisted of a subset of the questions found on the 8th/11th grade version. In order to provide results that spanned all grade levels in a single report, the data for questions that did not appear on the 6th grade version were coded as missing.

### A.1 Frequency Distribution Tables

#### A.1.1 Demographics

Table 37: How old are you?

	Grade 8		Grade 11	
	County	State	County	State
10 or younger				
11 years old				
12 years old	0.2	0.2		
13 years old	33.3	32.0		
14 years old	62.6	64.7		
15 years old	4.0	3.0	0.5	0.2
16 years old		0.1	34.8	33.4
17 years old			60.6	63.3
18 years old			4.1	2.9
19 years old or older				0.2
N of Valid	607	19,417	434	15,668
N of Miss	0	48	0	9

Table 38: What is your sex?

	Grade 8		Grade 11	
	County	State	County	State
Female	48.9	50.4	49.4	49.8
Male	51.1	49.6	50.6	50.2
N of Valid	605	19,367	433	15,625
N of Miss	1	98	2	51

Table 39: In what grade are you?

	Grade 8		Grade 11	
	County	State	County	State
5th				
6th				
7th				
8th	100.0	100.0		
9th				
10th				
11th			100.0	100.0
12th				
N of Valid	606	19,465	435	15,676
N of Miss	0	0	0	0

Table 40: What is your race?

	Grade 8		Grade 11	
	County	State	County	State
American Indian or Alaska Native	4.7	4.6	4.4	3.1
Asian	1.4	4.6	3.4	7.3
Black or African American	1.7	4.8	2.4	4.7
Native or Other Pacific Islander	2.6	3.9	2.4	3.1
White	89.5	82.1	87.3	81.8
N of Valid	573	16,764	410	13,792
N of Miss	33	2,701	25	1,885

Table 41: Are you Hispanic or Latino?

	Grade 8		Grade 11	
	County	State	County	State
Yes	12.9	21.1	12.6	17.6
No	87.1	78.9	87.4	82.4
N of Valid	595	18,921	429	15,412
N of Miss	11	544	6	264

Table 42: What is the language you use most often at home?

	Grade 8		Grade 11	
	County	State	County	State
English	97.5	87.9	97.0	87.5
Spanish	2.0	9.0	2.1	7.5
Another language	0.5	3.1	0.9	5.0
N of Valid	601	19,164	433	15,513
N of Miss	5	301	1	163

### A.1.2 Transitions and Mobility

Table 43: Have you changed homes in the past year?

	Grade 8		Grade 11	
	County	State	County	State
Yes	31.4	26.3	25.5	20.8
No	68.6	73.7	74.5	79.2
N of Valid	580	18,081	424	14,790
N of Miss	26	1,383	10	886

Table 44: Have you changed schools (including changing from elementary to middle or middle to high school) in the past year?

	Grade 8		Grade 11	
	County	State	County	State
Yes	17.6	18.5	13.0	12.5
No	82.4	81.5	87.0	87.5
N of Valid	581	18,049	423	14,784
N of Miss	25	1,416	11	892

Table 45: How many times have you changed homes since kindergarten?

	Grade 8		Grade 11	
	County	State	County	State
Never	26.9	29.7	21.9	27.5
1 or 2 times	29.7	33.5	32.8	33.6
3 or 4 times	20.2	18.7	18.2	19.1
5 or 6 times	11.9	8.8	10.8	9.5
7 or more times	11.2	9.3	16.3	10.3
N of Valid	579	17,994	424	14,735
N of Miss	26	1,471	11	940

Table 46: How many times have you changed schools (including changing from elementary to middle or middle to high school) since kindergarten?

	Grade 8		Grade 11	
	County	State	County	State
Never	15.4	20.5	16.3	21.3
1 or 2 times	45.7	43.0	31.0	31.5
3 or 4 times	23.6	23.2	28.6	28.9
5 or 6 times	8.3	7.7	13.5	11.2
7 or more times	6.9	5.6	10.6	7.0
N of Valid	564	17,581	416	14,474
N of Miss	42	1,885	19	1,201

## A.2 School Climate

### A.2.1 Academic Performance

Table 47: Are your school grades better than the grades of most students in your class?

	Grade 8		Grade 11	
	County	State	County	State
NO!	5.0	6.6	4.0	5.2
no	34.1	32.8	34.2	31.1
yes	46.7	46.6	46.0	47.8
YES!	14.2	14.1	15.8	15.9
N of Valid	604	19,185	430	15,536
N of Miss	2	280	6	139

Table 48: Putting them all together, what were your grades like last year?

	Grade 8		Grade 11	
	County	State	County	State
Mostly F's	3.5	3.6	1.2	2.2
Mostly D's	6.8	6.1	6.3	4.8
Mostly C's	21.4	19.1	25.9	22.2
Mostly B's	34.1	31.9	39.6	36.8
Mostly A's	34.2	39.4	27.0	33.9
N of Valid	599	19,053	429	15,490
N of Miss	7	411	5	186

## A.2.2 School Commitment

Table 49: During the LAST FOUR WEEKS how many whole days have you missed because you skipped or "cut"?

	Grade 8		Grade 11	
	County	State	County	State
None	79.1	82.8	71.6	71.5
1	8.5	6.8	11.3	10.0
2	4.4	3.9	6.4	6.1
3	3.9	2.5	4.5	4.3
4 to 5	1.0	2.0	3.5	4.1
6 to 10	2.0	0.9	0.7	2.2
11 or more	1.0	1.1	1.9	1.8
N of Valid	588	18,397	423	14,936
N of Miss	18	1,068	11	742

Table 50: How important do you think the things you are learning in school are going to be for your later life?

	Grade 8		Grade 11	
	County	State	County	State
Very important	39.7	42.2	25.6	28.7
Quite important	27.0	28.1	26.1	28.4
Fairly important	21.4	18.1	27.2	25.4
Slightly important	8.7	8.7	18.3	13.8
Not at all important	3.2	2.9	2.8	3.7
N of Valid	585	18,349	426	14,938
N of Miss	20	1,117	10	738

Table 51: How interesting are most of your courses to you?

	Grade 8		Grade 11	
	County	State	County	State
Very interesting and stimulating	10.1	11.6	9.7	10.7
Quite interesting	23.3	26.6	24.3	27.4
Fairly interesting	34.2	32.7	39.2	35.1
Slightly boring	18.7	16.6	17.2	17.0
Very boring	13.7	12.6	9.7	9.9
N of Valid	584	18,255	424	14,906
N of Miss	23	1,209	10	770

Table 52: How often do you feel that the school work you are assigned is meaningful and important?

	Grade 8		Grade 11	
	County	State	County	State
Never	8.0	8.4	7.2	9.2
Seldom	15.3	14.8	30.1	23.6
Sometimes	34.1	35.4	36.6	38.8
Often	29.9	27.5	19.2	21.1
Almost always	12.6	14.0	7.0	7.2
N of Valid	548	17,123	402	14,073
N of Miss	59	2,342	33	1,603

Table 53: Now, thinking back over the past year in school, how often did you enjoy being in school?

	Grade 8		Grade 11	
	County	State	County	State
Never	7.9	8.6	10.2	8.2
Seldom	15.5	12.9	19.2	17.3
Sometimes	30.3	30.9	34.6	34.7
Often	31.0	30.9	27.0	29.7
Almost always	15.3	16.8	9.0	10.1
N of Valid	581	18,175	422	14,868
N of Miss	25	1,290	13	809

Table 54: Now, thinking back over the past year in school, how often did you hate being in school?

	Grade 8		Grade 11	
	County	State	County	State
Never	10.7	11.9	7.1	7.1
Seldom	27.1	28.4	24.3	24.6
Sometimes	30.7	30.2	30.0	34.3
Often	20.5	18.2	25.0	22.8
Almost always	11.0	11.2	13.7	11.1
N of Valid	580	18,158	424	14,854
N of Miss	27	1,307	11	822

Table 55: Now, thinking back over the past year in school, how often did you try to do your best work in school?

	Grade 8		Grade 11	
	County	State	County	State
Never	2.2	3.0	2.1	2.6
Seldom	4.8	5.6	6.9	6.9
Sometimes	19.2	17.3	23.5	24.0
Often	29.8	31.0	36.3	33.7
Almost always	43.9	43.1	31.3	32.8
N of Valid	583	18,196	422	14,841
N of Miss	23	1,270	12	834

### A.2.3 Opportunities for Prosocial Involvement in School

Table 56: I have lots of chances to be part of class discussions or activities.

	Grade 8		Grade 11	
	County	State	County	State
NO!	3.3	4.8	3.8	3.6
no	12.1	11.3	9.7	10.1
yes	59.9	54.8	63.4	61.1
YES!	24.7	29.2	23.1	25.3
N of Valid	578	18,098	424	14,824
N of Miss	27	1,368	11	852



Table 57: In my school, students have lots of chances to help decide things like class activities and rules.

	Grade 8		Grade 11	
	County	State	County	State
NO!	14.5	11.5	11.1	11.0
no	36.9	34.0	44.7	36.7
yes	39.1	41.3	35.9	42.3
YES!	9.5	13.2	8.3	10.0
N of Valid	578	18,008	423	14,762
N of Miss	28	1,457	11	914

Table 58: Teachers ask me to work on special classroom projects.

	Grade 8		Grade 11	
	County	State	County	State
NO!	15.5	12.7	9.9	11.0
no	48.5	43.8	53.9	49.0
yes	27.2	33.5	30.2	33.2
YES!	8.7	10.0	6.0	6.8
N of Valid	573	17,749	414	14,592
N of Miss	32	1,716	19	1,083

Table 59: There are lots of chances for students in my school to get involved in sports, clubs, and other school activities outside of class.

	Grade 8		Grade 11	
	County	State	County	State
NO!	3.6	4.6	3.8	3.0
no	8.8	10.5	6.2	6.5
yes	51.1	47.4	50.9	47.1
YES!	36.4	37.6	39.1	43.4
N of Valid	579	17,994	422	14,767
N of Miss	27	1,470	13	910

#### A.2.4 Rewards for Prosocial Involvement in School

Table 60: My teacher(s) notices when I am doing a good job and lets me know about it.

	Grade 8		Grade 11	
	County	State	County	State
NO!	8.6	7.2	5.2	6.6
no	22.1	22.1	26.3	25.7
yes	49.5	48.2	51.9	50.7
YES!	19.8	22.5	16.6	17.1
N of Valid	580	17,965	422	14,739
N of Miss	26	1,499	12	936

Table 61: My teachers praise me when I work hard in school.

	Grade 8		Grade 11	
	County	State	County	State
NO!	12.4	10.8	9.5	9.0
no	35.5	32.0	38.9	35.1
yes	39.7	41.0	40.5	43.0
YES!	12.4	16.3	11.1	12.9
N of Valid	572	17,874	422	14,720
N of Miss	34	1,591	13	957

Table 62: The school lets my parents know when I have done something well.

	Grade 8		Grade 11	
	County	State	County	State
NO!	21.5	19.7	16.1	21.0
no	40.1	41.2	48.8	46.4
yes	28.9	27.3	28.2	24.8
YES!	9.5	11.8	6.9	7.8
N of Valid	581	17,903	422	14,745
N of Miss	25	1,562	11	931

### A.2.5 Supportive Atmosphere in School

Table 63: In my school, teachers treat students with respect.

	Grade 8		Grade 11	
	County	State	County	State
NO!	7.5	9.7	6.5	7.5
no	14.7	15.1	15.3	16.8
yes	55.1	52.8	64.2	60.6
YES!	22.7	22.4	14.0	15.2
N of Valid	573	17,787	413	14,644
N of Miss	33	1,678	20	1,032

Table 64: I can talk to teachers openly and freely about my concerns.

	Grade 8		Grade 11	
	County	State	County	State
NO!	20.7	20.3	12.3	14.6
no	27.0	27.9	28.2	27.8
yes	38.6	37.6	47.4	44.8
YES!	13.7	14.2	12.1	12.8
N of Valid	585	18,156	422	14,847
N of Miss	22	1,309	12	829

Table 65: There are lots of chances for students in my school to talk with a teacher.

	Grade 8		Grade 11	
	County	State	County	State
NO!	4.2	3.9	2.1	3.0
no	12.2	10.1	11.1	9.5
yes	48.0	49.3	55.7	54.3
YES!	35.7	36.6	31.0	33.2
N of Valid	575	17,896	422	14,724
N of Miss	32	1,569	13	952

Table 66: Most students at my school help each other when they are hurt or upset.

	Grade 8		Grade 11	
	County	State	County	State
NO!	9.5	10.9	6.2	9.0
no	26.1	20.2	30.5	23.9
yes	50.2	52.4	52.1	55.8
YES!	14.3	16.4	11.2	11.3
N of Valid	582	18,015	420	14,796
N of Miss	24	1,451	15	881

Table 67: Students are picked on by other students for working hard at our school.

	Grade 8		Grade 11	
	County	State	County	State
NO!	21.0	22.0	16.9	21.8
no	42.1	42.1	50.8	50.1
yes	27.7	26.8	25.8	22.7
YES!	9.2	9.1	6.4	5.4
N of Valid	577	17,964	419	14,782
N of Miss	30	1,501	16	894

#### A.2.6 Safe School Environment

Table 68: I feel safe at my school.

	Grade 8		Grade 11	
	County	State	County	State
NO!	5.9	6.0	4.3	4.6
no	10.6	12.5	10.8	10.6
yes	57.2	53.4	61.5	59.3
YES!	26.3	28.0	23.4	25.6
N of Valid	558	17,557	418	14,507
N of Miss	49	1,908	18	1,168

Table 69: During the past 30 days, on how many days did you not go to school because you felt you would be unsafe at school or on your way to or from school?

	Grade 8		Grade 11	
	County	State	County	State
0 days	94.1	91.7	92.1	94.7
1 day	2.7	4.5	4.0	2.7
2 or 3 days	1.8	2.1	1.4	1.2
4 or 5 days	0.7	0.6	0.9	0.4
6 or more days	0.7	1.1	1.6	0.9
N of Valid	595	18,464	428	15,058
N of Miss	12	1,002	8	618

Table 71: How many times in the past year (12 months) have you been drunk or high at school?

	Grade 8		Grade 11	
	County	State	County	State
Never	88.7	89.9	77.8	82.9
1 or 2 times	5.5	5.3	6.6	6.8
3 to 5 times	2.1	1.7	4.7	3.1
6 to 9 times	0.7	0.9	1.4	1.7
10 to 19 times	0.7	0.6	1.7	1.3
20 to 29 times	0.7	0.4	0.9	1.1
30 to 39 times	0.3	0.1	0.9	0.5
40+ times	1.2	1.1	5.9	2.6
N of Valid	577	17,952	424	14,737
N of Miss	29	1,513	11	940

Table 70: During the past 12 months, how many times were you in a physical fight on school property?

	Grade 8		Grade 11	
	County	State	County	State
0 times	61.4	62.2	70.3	77.2
1 time	15.1	15.2	12.0	10.3
2 or 3 times	12.1	12.4	9.8	7.1
4 or 5 times	4.2	4.0	2.2	1.9
6 or 7 times	2.4	1.6	2.2	0.9
8 or 9 times	1.2	1.1	0.5	0.4
10 or 11 times	0.7	0.5	0.2	0.2
12 or more times	2.9	3.0	2.9	1.9
N of Valid	578	18,067	417	14,812
N of Miss	28	1,398	16	863

Table 72: How many times in the past year (12 months) have you been suspended from school?

	Grade 8		Grade 11	
	County	State	County	State
Never	83.3	85.0	87.0	89.5
1 or 2 times	11.5	10.4	9.0	7.7
3 to 5 times	3.0	2.5	1.4	1.2
6 to 9 times	1.2	0.9	0.9	0.6
10 to 19 times	0.3	0.5	0.7	0.3
20 to 29 times	0.2	0.2		0.1
30 to 39 times		0.1		0.1
40+ times	0.5	0.6	0.9	0.4
N of Valid	575	17,955	423	14,735
N of Miss	32	1,510	12	942

Table 73: How many times in the past year (12 months) have you taken a handgun to school?

	Grade 8		Grade 11	
	County	State	County	State
Never	98.4	98.6	96.9	98.4
1 or 2 times	0.5	0.4	0.5	0.4
3 to 5 times	0.2	0.2	0.2	0.2
6 to 9 times		0.1	0.2	0.2
10 to 19 times		0.1		0.1
20 to 29 times		0.0		0.1
30 to 39 times		0.0	0.2	0.0
40+ times	0.9	0.6	1.9	0.6
N of Valid	579	17,936	423	14,725
N of Miss	27	1,529	11	951

### A.2.7 Harassment and Bullying

During the past 30 days have you ever been harassed at school (or on the way to or from school) in relations to any of the following issues?

Table 74: Harassment about your race or ethnic origin.

	Grade 8		Grade 11	
	County	State	County	State
NO!	57.2	55.6	58.4	57.8
no	32.7	29.9	31.3	30.7
yes	7.5	10.2	7.1	8.2
YES!	2.6	4.3	3.3	3.3
N of Valid	587	18,390	425	15,036
N of Miss	19	1,075	10	641

Table 75: Unwanted sexual comments or attention.

	Grade 8		Grade 11	
	County	State	County	State
NO!	49.3	48.0	48.2	48.5
no	32.0	30.3	32.2	33.5
yes	13.9	15.4	13.2	13.6
YES!	4.8	6.3	6.4	4.4
N of Valid	582	18,246	423	14,968
N of Miss	24	1,220	12	709

Table 76: Harassment because someone thought you were gay, lesbian, bisexual or transgender.

	Grade 8		Grade 11	
	County	State	County	State
NO!	55.8	59.5	59.9	62.9
no	29.4	25.9	28.4	29.1
yes	8.9	9.6	7.5	5.3
YES!	5.8	5.0	4.2	2.7
N of Valid	582	18,285	426	14,973
N of Miss	23	1,180	9	703

Table 77: Harassment about your weight, clothes, acne, or other physical characteristics.

	Grade 8		Grade 11	
	County	State	County	State
NO!	43.6	45.2	46.8	51.3
no	30.2	27.5	32.5	31.8
yes	19.1	19.1	16.0	12.5
YES!	7.1	8.1	4.7	4.4
N of Valid	580	18,259	425	14,961
N of Miss	25	1,205	10	715

Table 78: Harassment about your group of friends.

	Grade 8		Grade 11	
	County	State	County	State
NO!	44.1	47.1	46.0	51.4
no	33.7	30.4	36.6	33.5
yes	16.5	16.3	14.3	11.4
YES!	5.6	6.2	3.1	3.7
N of Valid	587	18,318	426	14,989
N of Miss	19	1,146	8	687

Table 79: Harassment for other reasons.

	Grade 8		Grade 11	
	County	State	County	State
NO!	40.1	42.6	42.0	47.8
no	27.4	26.0	32.5	30.8
yes	19.6	19.4	17.9	14.2
YES!	12.9	12.1	7.5	7.2
N of Valid	583	18,197	424	14,951
N of Miss	23	1,269	11	725

### A.3 Social, Emotional and Mental Health

#### A.3.1 Positive Youth Development

Table 80: Positive Youth Development

	Grade 8		Grade 11	
	County	State	County	State
Strong positive youth development	55.8	60.3	62.3	66.0
Weak positive youth development	44.2	39.7	37.7	34.0
N of Valid	556	17,088	408	14,358
N of Miss	50	2,377	27	1,319

Table 81: Would you say that in general your physical health is...

	Grade 8		Grade 11	
	County	State	County	State
Excellent	36.4	37.5	29.7	30.3
Very good	28.4	30.3	32.8	32.5
Good	23.4	22.2	25.2	25.2
Fair	9.4	7.2	9.3	9.4
Poor	2.4	2.8	3.1	2.7
N of Valid	577	17,852	421	14,685
N of Miss	28	1,613	14	990

Table 82: Would you say that in general your emotional and mental health is...

	Grade 8		Grade 11	
	County	State	County	State
Excellent	32.8	35.7	34.0	32.4
Very good	30.8	31.3	27.9	32.3
Good	20.5	18.8	22.4	20.8
Fair	10.4	9.3	11.0	10.0
Poor	5.5	5.0	4.8	4.4
N of Valid	577	17,842	420	14,695
N of Miss	30	1,622	15	981

Table 83: I can do most things if I try.

	Grade 8		Grade 11	
	County	State	County	State
Very much true	45.9	50.4	47.5	54.4
Pretty much true	42.6	38.9	43.0	37.9
A little true	9.9	9.0	8.6	6.7
Not at all true	1.6	1.8	1.0	1.0
N of Valid	577	17,927	421	14,721
N of Miss	29	1,539	14	955

Table 84: I can work out my problems.

	Grade 8		Grade 11	
	County	State	County	State
Very much true	40.0	41.5	43.1	46.0
Pretty much true	41.0	43.0	44.8	43.6
A little true	17.2	12.8	10.0	9.0
Not at all true	1.7	2.8	2.1	1.4
N of Valid	575	17,850	420	14,685
N of Miss	32	1,615	16	990

Table 85: I volunteer to help others in my community.

	Grade 8		Grade 11	
	County	State	County	State
Very much true	16.4	19.4	22.8	26.3
Pretty much true	21.7	24.5	23.3	25.7
A little true	36.5	37.3	37.9	33.8
Not at all true	25.4	18.8	16.0	14.3
N of Valid	562	17,592	412	14,573
N of Miss	43	1,873	22	1,103

Table 86: There is at least one teacher or other adult in my school that really cares about me.

	Grade 8		Grade 11	
	County	State	County	State
Very much true	37.7	39.0	39.4	40.3
Pretty much true	24.9	26.3	29.4	28.9
A little true	23.3	22.1	21.2	21.5
Not at all true	14.1	12.6	10.0	9.3
N of Valid	575	17,756	419	14,664
N of Miss	31	1,708	16	1,011

### A.3.2 Mental Health Inventory

Table 87: Mental Health Inventory 5

	Grade 8		Grade 11	
	County	State	County	State
Below MHI-5 cutoff	93.4	93.3	94.3	93.9
At or above MHI-5 cutoff	6.6	6.7	5.7	6.1
N of Valid	578	18,236	422	15,095
N of Miss	27	1,229	13	580

Table 88: During the past 30 days, how much of the time have you been a happy person?

	Grade 8		Grade 11	
	County	State	County	State
All of the time	17.8	18.9	16.8	18.6
Most of the time	43.9	42.8	47.1	43.3
A good bit of the time	16.5	17.4	17.5	19.2
Some of the time	12.3	12.1	11.9	11.8
A little of the time	7.9	7.0	5.1	5.8
None of the time	1.5	1.8	1.6	1.3
N of Valid	594	18,993	429	15,414
N of Miss	12	472	6	262

Table 89: During the past 30 days, how much of the time have you felt calm and peaceful?

	Grade 8		Grade 11	
	County	State	County	State
All of the time	11.2	14.2	16.1	13.9
Most of the time	30.7	29.0	32.7	30.5
A good bit of the time	19.9	21.1	20.1	21.2
Some of the time	18.3	17.1	16.1	18.3
A little of the time	14.6	12.4	11.7	12.2
None of the time	5.3	6.2	3.3	3.8
N of Valid	589	18,814	428	15,320
N of Miss	17	650	7	356

Table 90: During the past 30 days, how much of the time have you been a very nervous person?

	Grade 8		Grade 11	
	County	State	County	State
All of the time	3.4	3.7	2.8	3.5
Most of the time	2.5	5.8	5.8	6.0
A good bit of the time	7.3	8.7	8.2	10.1
Some of the time	17.2	17.2	14.2	20.9
A little of the time	43.3	41.7	42.0	40.9
None of the time	26.3	22.9	27.0	18.6
N of Valid	593	18,884	429	15,373
N of Miss	13	581	5	304



Table 91: During the past 30 days, how much of the time have you felt downhearted and blue?

	Grade 8		Grade 11	
	County	State	County	State
All of the time	3.2	4.0	4.0	3.1
Most of the time	8.1	6.9	5.4	6.0
A good bit of the time	8.5	8.5	10.1	10.0
Some of the time	14.4	14.4	15.5	17.3
A little of the time	33.8	34.2	38.6	38.7
None of the time	32.0	32.0	26.4	24.9
N of Valid	591	18,631	425	15,252
N of Miss	15	833	9	424

Table 92: During the past 30 days, how much of the time have you felt so down in the dumps that nothing could cheer you up?

	Grade 8		Grade 11	
	County	State	County	State
All of the time	2.5	3.6	2.3	2.9
Most of the time	4.4	4.8	3.3	3.6
A good bit of the time	6.4	5.2	3.7	5.0
Some of the time	6.7	7.5	8.4	8.0
A little of the time	19.4	19.2	21.9	22.1
None of the time	60.5	59.7	60.5	58.4
N of Valid	593	18,954	430	15,385
N of Miss	13	511	5	291

### A.3.3 Depression and Suicidality

Table 93: During the past 12 months did you ever feel so sad or hopeless almost every day for two weeks or more in a row that you stopped doing some usual activities?

	Grade 8		Grade 11	
	County	State	County	State
Yes	19.5	22.1	25.2	23.4
No	80.5	77.9	74.8	76.6
N of Valid	595	19,073	429	15,420
N of Miss	11	391	6	257

Table 94: During the past 12 months did you ever seriously consider attempting suicide?

	Grade 8		Grade 11	
	County	State	County	State
Yes	12.6	13.9	17.4	12.6
No	87.4	86.1	82.6	87.4
N of Valid	593	15,388	430	12,415
N of Miss	13	4,077	4	3,261

Table 95: During the past 12 months how many times did you actually attempt suicide?

	Grade 8		Grade 11	
	County	State	County	State
0 times	93.6	91.0	90.9	93.4
1 time	3.1	4.4	5.2	3.6
2 or 3 times	1.4	2.6	1.9	1.8
4 or 5 times	0.8	0.8	0.2	0.4
6 or more times	1.2	1.3	1.9	0.8
N of Valid	590	18,470	427	15,075
N of Miss	15	994	7	601

### A.3.4 Problem Gambling

Table 96: Please mark ALL the different types of gambling that you have bet on, if any, during the last 30 days:

	Grade 8		Grade 11	
	County	State	County	State
Playing lottery tickets.	9.4	8.8	12.7	10.1
Playing Powerball or Megabucks.	2.1	2.7	2.8	2.6
Playing dice or coin flips.	15.5	14.8	11.0	8.3
Playing cards (poker, etc.).	20.5	18.8	17.9	17.2
Betting on a sports team.	18.0	18.2	15.2	14.5
Betting on a horse/dog race.	1.7	1.6	2.1	1.4
Betting on games of personal skill (bowling, video games, dares, etc.).	26.4	25.4	23.7	18.3
Gambling on the Internet for free or with money.	3.5	4.7	5.3	4.7
Gambling at a casino.	0.3	0.8	2.1	1.1
Playing Bingo for money.	4.3	6.0	3.7	3.8
None.	51.3	50.9	54.3	58.2
Other.	12.2	12.0	9.4	8.0
N of Valid	606	19,465	434	15,676
N of Miss	0	0	0	0

Table 97: During the last 12 months, have you ever felt bad about the amount you bet, or about what happens when you bet money?

	Grade 8		Grade 11	
	County	State	County	State
Yes	4.6	4.2	2.4	2.9
No	32.4	32.9	38.8	33.8
I don't bet for money.	63.0	62.9	58.8	63.3
N of Valid	581	18,353	420	14,934
N of Miss	26	1,112	15	742

Table 98: During the last 12 months, have you ever felt that you would like to stop betting money but didn't think you could?

	Grade 8		Grade 11	
	County	State	County	State
Yes	1.5	2.7	1.7	1.8
No	34.4	33.1	37.9	33.5
I don't bet for money.	64.0	64.1	60.4	64.7
N of Valid	581	18,317	419	14,931
N of Miss	26	1,148	16	745

Table 99: In total, how much money have you bet in any form (lottery, card games, bingo, internet, sports, with friends) in the past three months?

	Grade 8		Grade 11	
	County	State	County	State
0	63.2	63.5	63.8	68.1
\$1 - \$10	24.1	22.9	20.3	18.7
\$11 - \$50	7.4	8.1	9.0	7.9
\$51 - \$100	2.4	2.6	2.1	2.2
\$101 - \$200	0.7	1.1	0.9	1.0
\$201 - \$500	1.2	0.6	0.7	0.6
Over \$500	1.0	1.3	3.1	1.6
N of Valid	585	18,489	423	15,008
N of Miss	20	977	11	669

Table 100: Have you ever lied to anyone about betting/gambling?

	Grade 8		Grade 11	
	County	State	County	State
NO!	65.7	69.8	68.9	72.5
no	28.6	24.3	26.4	24.0
yes	4.5	4.4	2.4	2.4
YES!	1.2	1.6	2.4	1.1
N of Valid	583	18,426	424	14,976
N of Miss	23	1,038	12	701

Table 101: Have you ever bet/gambled more than you wanted to?

	Grade 8		Grade 11	
	County	State	County	State
NO!	65.2	69.5	69.7	71.1
no	27.9	24.2	25.1	23.4
yes	5.3	4.8	3.8	4.4
YES!	1.6	1.6	1.4	1.1
N of Valid	580	18,315	422	14,924
N of Miss	26	1,151	12	752

Table 102: Have your parents ever talked to you about the risks of betting/gambling?

	Grade 8		Grade 11	
	County	State	County	State
NO!	22.6	25.7	29.0	35.1
no	29.5	27.8	28.5	28.5
yes	30.3	29.2	30.2	25.4
YES!	17.6	17.3	12.4	11.1
N of Valid	580	18,345	421	14,935
N of Miss	25	1,120	14	741

Table 103: Have your teachers ever talked to you about the risks of betting/gambling?

	Grade 8		Grade 11	
	County	State	County	State
NO!	28.7	32.5	37.2	40.1
no	43.0	36.8	38.4	36.7
yes	21.5	21.4	19.7	18.2
YES!	6.7	9.3	4.7	4.9
N of Valid	581	18,277	422	14,904
N of Miss	24	1,188	13	771

## A.4 Substance Use

### A.4.1 Tobacco Use

Table 104: During the past 30 days, on how many days did you smoke cigarettes?

	Grade 8		Grade 11	
	County	State	County	State
0 days	89.3	91.8	82.5	85.7
1 or 2 days	4.6	3.6	6.1	4.8
3 to 5 days	1.2	1.2	1.6	2.1
6 to 9 days	0.9	0.8	0.9	1.1
10 to 19 days	0.9	0.7	1.6	1.4
20 to 29 days	0.5	0.5	0.9	1.3
All 30 days	2.7	1.3	6.3	3.6
N of Valid	588	19,003	429	15,416
N of Miss	17	462	6	260

Table 105: During the past 30 days, on how many days did you use other tobacco products?

	Grade 8		Grade 11	
	County	State	County	State
0 days	92.7	95.0	80.6	87.6
1 or 2 days	4.1	2.2	7.7	5.0
3 to 5 days	0.7	0.8	2.3	2.1
6 to 9 days	0.8	0.5	2.1	1.2
10 to 19 days	0.2	0.5	1.6	1.1
20 to 29 days	0.3	0.2	1.4	0.8
All 30 days	1.2	0.7	4.2	2.3
N of Valid	590	18,990	428	15,375
N of Miss	16	476	8	301

Table 106: Used cigarettes or other tobacco products in the past 30 days

	Grade 8		Grade 11	
	County	State	County	State
No use	86.2	90.2	73.5	80.0
Use	13.8	9.8	26.5	20.0
N of Valid	593	19,096	430	15,467
N of Miss	13	369	5	209

Table 107: How old were you when you smoked a whole cigarette for the first time?

	Grade 8		Grade 11	
	County	State	County	State
Never have	78.9	84.6	67.8	72.1
8 or younger	1.7	1.6	3.5	1.3
9	1.9	0.9	1.6	0.6
10	3.2	1.5	2.3	1.2
11	2.5	2.0	2.3	1.5
12	3.7	3.3	3.0	2.4
13	6.2	4.6	4.9	3.7
14	1.9	1.4	5.1	4.3
15		0.0	4.0	6.0
16		0.0	4.4	5.5
17 or older		0.0	0.9	1.4
N of Valid	592	19,056	428	15,372
N of Miss	13	408	7	304

Table 108: Average age the first time a whole cigarette was smoked

	Grade 8		Grade 11	
	County	State	County	State
Age in years	11.5	11.6	12.7	13.7

Table 109: How old were you when you first used tobacco products other than cigarettes such as snuff, chewing tobacco, and smoking tobacco from a pipe?

	Grade 8		Grade 11	
	County	State	County	State
Never have	87.4	90.6	69.8	77.8
8 or younger	0.5	0.9	1.4	0.9
9	0.3	0.4	0.5	0.4
10	1.2	0.8	0.9	0.6
11	1.8	1.0	1.2	0.6
12	3.0	2.0	0.9	1.5
13	3.9	2.9	1.4	1.8
14	1.7	1.3	5.2	3.1
15	0.2	0.0	6.6	5.2
16		0.0	8.3	6.2
17 or older		0.1	3.8	1.9
N of Valid	596	19,084	424	15,413
N of Miss	11	380	9	261

Table 110: Average age the first time tobacco products other than cigarettes were used

	Grade 8		Grade 11	
	County	State	County	State
Age in years	12.0	11.8	14.4	14.3

#### A.4.2 Alcohol Use

Table 111: During the past 30 days, on how many days did you have at least one drink of alcohol?

	Grade 8		Grade 11	
	County	State	County	State
0 days	74.7	77.5	55.8	63.7
1 or 2 days	16.2	15.2	24.0	22.1
3 to 5 days	4.7	3.5	8.9	7.5
6 to 9 days	1.7	1.8	5.6	3.8
10 to 19 days	1.3	1.2	4.5	1.9
20 to 29 days	0.7	0.4	0.9	0.5
All 30 days	0.7	0.5	0.2	0.6
N of Valid	593	19,031	425	15,422
N of Miss	13	433	8	254

Table 112: During the past 30 days, on how many days did you have 5 or more drinks of alcohol in a row, that is, within a couple of hours?

	Grade 8		Grade 11	
	County	State	County	State
0 days	88.0	91.1	72.4	79.0
1 or 2 days	7.3	5.3	13.1	11.9
3 to 5 days	2.4	1.7	5.1	4.8
6 to 9 days	0.7	0.8	5.4	2.4
10 to 19 days	0.8	0.5	2.6	1.2
20 to 29 days	0.5	0.2	0.7	0.4
All 30 days	0.3	0.4	0.7	0.4
N of Valid	592	19,024	428	15,424
N of Miss	15	440	7	252

Table 113: How old were you when you had your first drink of alcohol other than a few sips?

	Grade 8		Grade 11	
	County	State	County	State
Never have	60.6	62.6	31.1	39.0
8 or younger	4.4	4.3	4.2	3.4
9	1.9	1.8	0.5	1.1
10	4.6	3.7	3.3	1.8
11	5.7	4.0	3.7	2.1
12	9.5	7.7	5.9	4.7
13	9.6	11.6	8.7	6.6
14	3.5	4.2	12.9	9.9
15	0.2	0.2	12.2	14.2
16			14.5	14.0
17 or older		0.1	3.0	3.1
N of Valid	592	19,062	427	15,401
N of Miss	14	404	7	276

Table 114: Average age of first alcohol use (more than a sip or two)

	Grade 8		Grade 11	
	County	State	County	State
Age in years	11.5	11.6	13.7	13.9

Table 115: How old were you when you first began drinking alcoholic beverages regularly, that is, at least once or twice a month?

	Grade 8		Grade 11	
	County	State	County	State
Never have	76.0	78.2	55.6	61.1
8 or younger	0.8	1.8	2.1	1.4
9	1.0	0.8	0.2	0.3
10	2.9	1.6	1.6	0.8
11	3.7	2.1	1.2	0.9
12	5.7	4.6	3.3	2.3
13	7.6	7.8	5.6	3.6
14	2.3	2.9	8.7	6.2
15		0.1	7.5	9.2
16		0.0	11.0	11.2
17 or older		0.1	3.1	3.0
N of Valid	596	19,078	426	15,387
N of Miss	10	388	7	289

Table 116: Average age when first began drinking alcoholic beverages regularly (at least once or twice a month)

	Grade 8		Grade 11	
	County	State	County	State
Age in years	11.9	12.0	14.1	14.4

Table 117: During the past 30 days, what type of alcohol did you usually drink?  
Select only one response.

	Grade 8		Grade 11	
	County	State	County	State
I did not drink alcohol during the past 30 days.	76.5	78.1	56.4	64.3
I do not have a usual type.	2.5	2.3	4.4	3.6
Beer.	3.5	3.8	10.3	10.1
Flavored beverages (such as Smirnoff, Bacardi Silver, and Hard Lemonade).	5.8	4.4	5.7	5.3
Wine coolers (such as Bartles and Jaymes or Seagrams Wine).	0.7	0.5	0.7	0.5
Wine.	1.4	2.1	3.0	2.3
Liquor (such as vodka, rum, scotch, bourbon, or whiskey).	8.6	7.1	17.7	12.7
Some other type.	1.1	1.5	1.7	1.2
N of Valid	570	18,436	406	14,837
N of Miss	37	1,028	28	839

Table 118: During the past 30 days, how did you usually get the alcohol you drank? Select only one response.

	Grade 8		Grade 11	
	County	State	County	State
I did not drink alcohol during the past 30 days.	75.7	78.2	55.3	63.9
I bought it in a store such as a convenience store, supermarket, discount store, or gas station.	0.3	0.3	0.9	0.8
I bought it at a restaurant, bar or club.	0.2	0.2	0.2	0.3
I bought it at a public event such as a concert or sporting event.		0.1	0.2	0.2
I gave someone else money to buy it for me.	2.5	1.5	9.9	6.3
I got it from friends 21 or older.	2.5	3.0	12.5	10.3
I got it from friends under 21.	4.1	3.1	4.7	5.1
I took it from a store or family member.	3.7	4.5	3.8	3.1
I got it some other way.	11.0	9.2	12.3	10.1
N of Valid	592	18,888	423	15,232
N of Miss	14	576	10	443



### A.4.3 Alcohol-related Risk Behaviors and Consequences

Table 119: During the past 30 days, how many times did you ride in a vehicle driven by a parent or other adult who had been drinking alcohol?

	Grade 8		Grade 11	
	County	State	County	State
0 times	82.0	83.3	83.8	84.7
1 time	7.6	8.6	7.6	7.4
2 or 3 times	5.4	4.6	4.5	4.8
4 or 5 times	1.7	1.2	1.2	1.3
6 or more times	3.3	2.2	2.9	1.8
N of Valid	577	17,981	421	14,786
N of Miss	29	1,485	13	890

Table 120: During the past 30 days, how many times did you ride in a vehicle driven by a teenager who had been drinking alcohol?

	Grade 8		Grade 11	
	County	State	County	State
0 times	93.4	94.7	88.1	89.7
1 time	2.6	2.7	7.6	5.5
2 or 3 times	1.9	1.3	1.9	2.8
4 or 5 times	1.0	0.6	1.0	0.9
6 or more times	1.0	0.8	1.4	1.1
N of Valid	575	17,947	419	14,787
N of Miss	31	1,518	15	888

Table 121: During the past 30 days, how many times did you drive a car or other vehicle when you had been drinking alcohol?

	Grade 8		Grade 11	
	County	State	County	State
0 times	96.0	97.4	93.8	93.3
1 time	2.1	1.2	2.6	3.6
2 or 3 times	1.6	0.6	1.7	1.6
4 or 5 times		0.2	0.2	0.5
6 or more times	0.3	0.6	1.7	1.0
N of Valid	575	17,994	420	14,800
N of Miss	32	1,471	13	875

Table 122: In the last 12 months, which of the following have you experienced?  
Please mark all that apply.

	Grade 8		Grade 11	
	County	State	County	State
I did not drink alcohol in the last 12 months.	68.6	72.7	46.2	55.7
Missed school or class because of drinking alcohol.	2.5	2.4	4.8	3.6
Got sick to your stomach because of drinking alcohol.	9.9	7.3	19.8	14.8
Not been able to remember what happened while you were drinking alcohol.	8.3	7.0	19.8	14.0
Later regretted something you did while drinking alcohol.	7.4	5.3	13.1	9.5
Worried that you drank alcohol too much or too often.	4.1	3.7	5.5	4.7
N of Valid	606	19,465	435	15,676
N of Miss	0	0	0	0

#### A.4.4 Marijuana Use

Table 123: During the past 30 days, on how many days did you use marijuana?

	Grade 8		Grade 11	
	County	State	County	State
0 days	83.6	87.8	70.2	76.3
1 or 2 days	5.9	4.9	9.2	8.4
3 to 5 days	2.9	2.0	5.6	3.8
6 to 9 days	2.9	1.5	1.6	2.7
10 to 19 days	2.0	1.4	3.5	2.7
20 to 29 days	0.5	0.9	4.2	2.4
All 30 days	2.2	1.5	5.6	3.8
N of Valid	591	18,936	426	15,339
N of Miss	15	529	9	337

Table 124: During the past 30 days, how many times did you use marijuana?

	Grade 8		Grade 11	
	County	State	County	State
0 times	82.9	87.6	68.8	75.7
1 or 2 times	7.0	4.9	8.9	8.7
3 to 9 times	4.7	3.3	7.5	5.8
10 to 19 times	2.0	1.7	3.5	3.1
20 to 39 times	1.5	1.1	4.0	2.6
40 or more times	1.8	1.5	7.5	4.1
N of Valid	598	19,169	429	15,486
N of Miss	8	296	7	190

Table 125: How old were you when you tried marijuana for the first time?

	Grade 8		Grade 11	
	County	State	County	State
Never have	73.3	80.3	49.7	58.3
8 or younger	2.2	1.3	3.5	1.3
9	0.8	0.6	0.7	0.5
10	2.0	1.3	3.0	0.8
11	3.0	1.7	2.8	1.3
12	5.0	4.1	4.6	3.1
13	10.1	7.6	3.7	4.8
14	3.4	2.9	7.9	7.3
15	0.2	0.1	11.4	11.1
16		0.0	11.4	9.4
17 or older		0.1	1.4	2.2
N of Valid	595	19,109	431	15,440
N of Miss	11	357	4	236

Table 126: Average age of first marijuana use

	Grade 8		Grade 11	
	County	State	County	State
Age in years	12.0	12.1	13.6	14.2

#### A.4.5 Other Drug Use

Table 127: During the past 30 days, on how many days did you sniff glue, breathe the contents of aerosol spray cans, or any paints or sprays to get high?

	Grade 8		Grade 11	
	County	State	County	State
0 days	95.1	94.1	97.4	97.7
1 or 2 days	3.5	3.8	1.4	1.4
3 to 5 days	0.7	0.9		0.3
6 to 9 days	0.2	0.4		0.2
10 to 19 days	0.2	0.3	0.2	0.1
20 to 29 days		0.1		0.0
All 30 days	0.3	0.3	0.9	0.2
N of Valid	592	19,032	429	15,436
N of Miss	14	432	5	241

Table 128: During the past 30 days, on how many days did you use prescription drugs (without a doctor's orders) to get high?

	Grade 8		Grade 11	
	County	State	County	State
0 days	95.1	96.1	89.5	93.4
1 or 2 days	3.2	2.1	4.7	3.3
3 to 5 days	0.8	0.7	2.8	1.4
6 to 9 days	0.5	0.4	0.9	0.8
10 to 19 days	0.2	0.3	0.7	0.5
20 to 29 days		0.2	0.5	0.2
All 30 days	0.2	0.2	0.9	0.4
N of Valid	591	18,979	428	15,430
N of Miss	17	487	6	245

Table 129: During the past 30 days, on how many days did you use any form of cocaine, including powder, crack or freebase?

	Grade 8		Grade 11	
	County	State	County	State
0 days	98.3	98.6	97.7	98.2
1 or 2 days	0.7	0.6	1.2	0.9
3 to 5 days	0.3	0.3	0.2	0.4
6 to 9 days	0.3	0.1	0.2	0.2
10 to 19 days	0.2	0.1	0.2	0.2
20 to 29 days		0.1	0.2	0.1
All 30 days	0.2	0.2	0.2	0.2
N of Valid	591	18,991	428	15,448
N of Miss	16	474	6	228

Table 130: During the past 30 days, on how many days did you use ecstasy (also called MDMA)?

	Grade 8		Grade 11	
	County	State	County	State
0 days	97.8	98.3	94.8	97.5
1 or 2 days	1.4	0.9	2.6	1.6
3 to 5 days	0.5	0.2	0.9	0.4
6 to 9 days	0.3	0.2	0.5	0.2
10 to 19 days		0.1	0.5	0.2
20 to 29 days		0.1		0.1
All 30 days		0.2	0.7	0.1
N of Valid	591	18,945	427	15,401
N of Miss	16	520	7	276

Table 131: During the past 30 days, on how many days did you use heroin or other opiates or narcotics?

	Grade 8		Grade 11	
	County	State	County	State
0 days	98.8	99.0	97.4	98.7
1 or 2 days	0.7	0.4	0.9	0.5
3 to 5 days	0.3	0.2	0.7	0.3
6 to 9 days		0.2	0.2	0.2
10 to 19 days		0.1	0.2	0.1
20 to 29 days	0.2	0.0		0.1
All 30 days		0.2	0.5	0.1
N of Valid	586	18,878	427	15,391
N of Miss	21	586	7	285

Table 132: During the past 30 days, on how many days did you use LSD or other hallucinogens or psychedelics?

	Grade 8		Grade 11	
	County	State	County	State
0 days	98.6	98.4	94.9	97.3
1 or 2 days	1.0	0.9	2.6	1.6
3 to 5 days	0.3	0.2	1.4	0.5
6 to 9 days		0.1	0.5	0.2
10 to 19 days		0.1	0.2	0.2
20 to 29 days		0.1	0.2	0.1
All 30 days		0.2	0.2	0.2
N of Valid	589	18,944	429	15,427
N of Miss	16	521	5	249

Table 133: During the past 30 days, on how many days did you use methamphetamines (also called speed, crystal, crank or ice)?

	Grade 8		Grade 11	
	County	State	County	State
0 days	99.2	98.9	97.9	98.8
1 or 2 days	0.7	0.5	0.9	0.5
3 to 5 days		0.2	0.2	0.2
6 to 9 days		0.1		0.1
10 to 19 days		0.1	0.5	0.1
20 to 29 days		0.1	0.2	0.1
All 30 days	0.2	0.2	0.2	0.2
N of Valid	591	18,950	428	15,417
N of Miss	15	515	7	260

Table 134: Used any drugs in past 30 days (includes any use of marijuana, inhalants, prescription drugs, cocaine, ecstasy, heroin, hallucinogens or methamphetamines)

	Grade 8		Grade 11	
	County	State	County	State
No use	79.0	83.3	67.7	73.9
Use	21.0	16.7	32.3	26.1
N of Valid	594	19,123	430	15,470
N of Miss	12	342	5	206

Table 135: Used illicit drugs in past 30 days (includes any use of marijuana, cocaine, ecstasy, heroin, hallucinogens or methamphetamines)

	Grade 8		Grade 11	
	County	State	County	State
No use	82.7	87.2	69.2	75.8
Use	17.3	12.8	30.8	24.2
N of Valid	594	19,121	429	15,470
N of Miss	12	344	5	206

Table 136: Used illicit drugs other than marijuana (includes any use of cocaine, ecstasy, heroin, hallucinogens or methamphetamines)

	Grade 8		Grade 11	
	County	State	County	State
No use	96.3	96.7	91.9	94.9
Use	3.7	3.3	8.1	5.1
N of Valid	592	19,078	430	15,463
N of Miss	14	387	5	213

#### A.4.6 Lifetime Drug Use

Table 137: During your life, how many times have you sniffed glue, breathed the contents of aerosol spray cans, or inhaled any paints or sprays to get high?

	Grade 8		Grade 11	
	County	State	County	State
0 times	85.3	85.0	86.0	89.2
1 or 2 times	8.8	8.7	8.2	6.4
3 to 9 times	3.2	3.2	2.1	2.1
10 to 19 times	1.2	1.3	0.5	0.9
20 to 39 times	0.7	0.6	0.9	0.5
40 or more times	0.8	1.2	2.3	0.9
N of Valid	593	19,095	429	15,456
N of Miss	13	371	6	219

Table 138: During your life, how many times have you taken steroid pills or shots without a doctor's prescription?

	Grade 8		Grade 11	
	County	State	County	State
0 times	96.3	96.8	95.3	96.7
1 or 2 times	1.7	1.6	1.6	1.4
3 to 9 times	1.2	0.7	0.2	0.7
10 to 19 times	0.3	0.4	0.2	0.4
20 to 39 times		0.2	0.5	0.3
40 or more times	0.5	0.4	2.1	0.6
N of Valid	594	19,074	429	15,459
N of Miss	12	390	6	217

Table 139: During your life, how many times have you used any form of cocaine, including powder, crack, or freebase?

	Grade 8		Grade 11	
	County	State	County	State
0 times	97.3	97.1	91.8	94.8
1 or 2 times	1.3	1.5	3.3	2.5
3 to 9 times	0.7	0.5	1.2	1.1
10 to 19 times	0.2	0.3	0.9	0.5
20 to 39 times	0.2	0.1	0.9	0.3
40 or more times	0.3	0.5	1.9	0.8
N of Valid	593	19,064	428	15,439
N of Miss	14	402	6	237

Table 140: During your life, how many times have you used ecstasy (also called MDMA)?

	Grade 8		Grade 11	
	County	State	County	State
0 times	95.8	96.9	89.2	92.8
1 or 2 times	2.7	1.6	4.5	3.7
3 to 9 times	0.7	0.6	2.6	1.9
10 to 19 times	0.5	0.3	0.9	0.6
20 to 39 times		0.2	0.7	0.4
40 or more times	0.3	0.4	2.1	0.7
N of Valid	590	18,926	424	15,366
N of Miss	17	541	11	310

Table 141: During your life, how many times have you used heroin (also called smack, junk, or China White)?

	Grade 8		Grade 11	
	County	State	County	State
0 times	99.0	98.4	95.8	98.0
1 or 2 times	0.5	0.7	1.6	0.9
3 to 9 times	0.3	0.3	0.9	0.3
10 to 19 times		0.1	0.2	0.2
20 to 39 times		0.1		0.2
40 or more times	0.2	0.4	1.4	0.4
N of Valid	592	19,031	429	15,417
N of Miss	14	435	6	259

Table 142: During your life, how many times have you used methamphetamines (also called speed, crystal, crank, or ice)?

	Grade 8		Grade 11	
	County	State	County	State
0 times	98.3	97.9	96.0	97.2
1 or 2 times	1.5	1.1	0.9	1.3
3 to 9 times		0.3	0.5	0.5
10 to 19 times		0.2	0.5	0.2
20 to 39 times		0.1	0.2	0.2
40 or more times	0.2	0.4	1.9	0.6
N of Valid	592	19,033	427	15,436
N of Miss	14	432	8	240

Table 143: During your life, how many times have you used a needle to inject any illegal drug into your body?

	Grade 8		Grade 11	
	County	State	County	State
0 times	99.0	98.7	97.7	98.6
1 or 2 times	0.5	0.6	0.2	0.5
3 to 9 times	0.2	0.2		0.2
10 to 19 times	0.2	0.1	0.5	0.2
20 to 39 times		0.1	0.2	0.1
40 or more times	0.2	0.3	1.4	0.5
N of Valid	592	19,023	428	15,438
N of Miss	14	442	7	237

Table 144: Lifetime drug use (includes any use of marijuana, inhalants, cocaine, ecstasy, heroin, or methamphetamines)

	Grade 8		Grade 11	
	County	State	County	State
No use	67.4	72.1	46.8	55.4
Use	32.6	27.9	53.2	44.6
N of Valid	599	19,310	432	15,588
N of Miss	7	155	2	88

Table 145: Lifetime illicit drug use (includes any use of marijuana, cocaine, ecstasy, heroin, or methamphetamines)

	Grade 8		Grade 11	
	County	State	County	State
No use	73.1	79.5	48.8	58.1
Use	26.9	20.5	51.2	41.9
N of Valid	599	19,303	432	15,583
N of Miss	7	162	2	93

Table 146: Lifetime use of illicit drugs other than marijuana (includes any use of cocaine, ecstasy, heroin, or methamphetamines)

	Grade 8		Grade 11	
	County	State	County	State
No use	94.4	94.9	85.8	90.3
Use	5.6	5.1	14.2	9.7
N of Valid	593	19,120	430	15,466
N of Miss	13	345	5	210

#### A.4.7 Perceived Availability of Drugs

Table 147: If you wanted to get some cigarettes, how easy would it be for you to get some?

	Grade 8		Grade 11	
	County	State	County	State
Very hard	36.2	41.0	12.1	17.1
Sort of hard	20.3	20.6	16.3	16.6
Sort of easy	18.8	18.0	19.8	22.0
Very easy	24.8	20.4	51.9	44.3
N of Valid	597	19,070	430	15,482
N of Miss	10	394	6	193

Table 148: If you wanted to get some beer, wine or hard liquor (for example, vodka, whiskey, or gin), how easy would it be for you to get some?

	Grade 8		Grade 11	
	County	State	County	State
Very hard	28.6	29.4	8.8	11.3
Sort of hard	24.3	23.5	13.4	16.3
Sort of easy	26.5	25.0	31.9	30.3
Very easy	20.6	22.0	45.8	42.0
N of Valid	597	19,117	432	15,526
N of Miss	9	348	3	150

Table 149: If you wanted to get some marijuana, how easy would it be for you to get some?

	Grade 8		Grade 11	
	County	State	County	State
Very hard	47.0	49.1	15.8	20.1
Sort of hard	14.1	15.0	10.7	13.5
Sort of easy	13.8	14.9	21.2	21.6
Very easy	25.1	21.0	52.3	44.7
N of Valid	594	19,021	430	15,491
N of Miss	12	443	4	185



Table 150: If you wanted to get a drug like cocaine, LSD, or amphetamines, how easy would it be for you to get some?

	Grade 8		Grade 11	
	County	State	County	State
Very hard	78.3	76.1	49.5	50.2
Sort of hard	11.8	13.8	28.4	26.2
Sort of easy	7.6	6.2	13.7	13.9
Very easy	2.4	3.9	8.4	9.7
N of Valid	594	19,054	430	15,481
N of Miss	12	411	5	195

#### A.4.8 Perceived Risk of Harm from Substance Use

Table 151: How much do you think people risk harming themselves (physically or in other ways) if they smoke one or more packs of cigarettes per day?

	Grade 8		Grade 11	
	County	State	County	State
No risk	5.6	5.6	6.0	5.9
Slight risk	8.9	8.6	9.3	9.0
Moderate risk	17.4	19.7	21.4	20.2
Great risk	68.2	66.1	63.3	64.9
N of Valid	575	17,887	420	14,713
N of Miss	32	1,578	16	964

Table 152: How much do you think people risk harming themselves (physically or in other ways) if they take one or two drinks of an alcoholic beverage (beer, wine, or liquor) nearly every day?

	Grade 8		Grade 11	
	County	State	County	State
No risk	9.3	9.6	11.4	9.9
Slight risk	28.3	26.1	33.3	25.2
Moderate risk	37.5	34.6	32.9	35.0
Great risk	24.9	29.7	22.4	29.9
N of Valid	579	17,997	420	14,802
N of Miss	28	1,468	15	874

Table 153: How much do you think people risk harming themselves (physically or in other ways) when they have five or more drinks of an alcoholic beverage once or twice a week?

	Grade 8		Grade 11	
	County	State	County	State
No risk	4.9	6.6	6.7	6.0
Slight risk	20.2	17.6	20.7	17.8
Moderate risk	35.3	35.5	39.3	36.0
Great risk	39.7	40.4	33.3	40.2
N of Valid	575	17,932	420	14,776
N of Miss	32	1,533	14	900

Table 154: How much do you think people risk harming themselves (physically or in other ways) if they try marijuana once or twice?

	Grade 8		Grade 11	
	County	State	County	State
No risk	25.0	19.6	39.6	34.0
Slight risk	27.4	26.5	30.9	31.0
Moderate risk	20.4	23.4	16.1	17.5
Great risk	27.2	30.5	13.4	17.6
N of Valid	569	17,838	417	14,706
N of Miss	36	1,627	18	970

Table 155: How much do you think people risk harming themselves (physically or in other ways) if they smoke marijuana once or twice a week?

	Grade 8		Grade 11	
	County	State	County	State
No risk	13.6	11.2	22.1	17.7
Slight risk	16.3	14.6	24.5	22.2
Moderate risk	23.3	24.0	23.8	27.0
Great risk	46.8	50.2	29.5	33.1
N of Valid	575	17,925	420	14,768
N of Miss	31	1,540	15	908

#### A.4.9 Communication about Substance Use

Table 156: During the past 12 months have you talked with at least one of your parents about the dangers of tobacco, alcohol, or drug use?

	Grade 8		Grade 11	
	County	State	County	State
Yes	64.7	64.9	70.1	64.8
No	29.1	28.9	25.0	30.2
Don't know or can't say	6.2	6.2	4.9	5.0
N of Valid	597	19,157	432	15,532
N of Miss	9	308	3	144

Table 157: During the past 12 months have you had a special class about drugs or alcohol in school?

	Grade 8		Grade 11	
	County	State	County	State
Yes	57.1	57.2	39.1	45.5
No	33.8	34.6	54.6	47.0
Don't know or can't say	9.1	8.2	6.2	7.6
N of Valid	595	19,138	432	15,522
N of Miss	11	327	3	154

Table 158: During the past 12 months do you recall hearing, reading, or watching an advertisement about prevention of substance abuse?

	Grade 8		Grade 11	
	County	State	County	State
Yes	74.3	67.1	83.1	76.8
No	13.4	17.4	11.1	13.5
Don't know or can't say	12.4	15.4	5.8	9.7
N of Valid	599	19,161	433	15,556
N of Miss	8	304	2	120

Table 159: Would you be more or less likely to want to work for an employer that tests its employees for drug or alcohol use on a random basis?

	Grade 8		Grade 11	
	County	State	County	State
More likely	33.4	34.1	31.1	30.8
Less likely	17.1	15.2	19.7	15.9
Would make no difference	35.5	36.5	45.7	48.0
Don't know or can't say	14.0	14.3	3.5	5.3
N of Valid	598	18,928	431	15,470
N of Miss	9	537	4	206

## A.5 Antisocial Behavior

### A.5.1 Antisocial Behavior

Table 160: During the past 12 months how many times were you in a physical fight on school property?

	Grade 8		Grade 11	
	County	State	County	State
0 times	78.8	78.6	86.0	89.9
1 time	11.1	11.8	7.5	5.9
2 or 3 times	7.2	5.9	3.0	2.3
4 or 5 times	0.8	1.4	0.9	0.6
6 or 7 times	0.7	0.6	0.5	0.3
8 or 9 times	0.5	0.4	0.2	0.1
10 or 11 times	0.2	0.2	0.2	0.1
12 or more times	0.7	1.2	1.6	0.8
N of Valid	595	18,491	429	15,068
N of Miss	13	974	7	607

Table 161: How many times in the past year (12 months) have you attacked someone with the idea of seriously hurting them?

	Grade 8		Grade 11	
	County	State	County	State
Never	82.6	84.0	82.8	86.9
1 or 2 times	13.1	11.8	12.7	9.7
3 to 5 times	2.4	1.9	1.9	1.6
6 to 9 times	0.9	0.8	0.2	0.7
10 to 19 times	0.5	0.4	0.5	0.4
20 to 29 times		0.2	0.2	0.2
30 to 39 times		0.1		0.1
40+ times	0.5	0.8	1.6	0.6
N of Valid	579	18,019	425	14,767
N of Miss	26	1,447	10	908

Table 162: How many times in the past year (12 months) have you been arrested?

	Grade 8		Grade 11	
	County	State	County	State
Never	94.8	94.2	93.9	93.8
1 or 2 times	3.5	4.0	3.8	4.4
3 to 5 times	0.7	0.8	0.9	0.8
6 to 9 times	0.2	0.3		0.3
10 to 19 times	0.2	0.2		0.1
20 to 29 times		0.1		0.1
30 to 39 times		0.1		0.1
40+ times	0.7	0.5	1.4	0.5
N of Valid	576	17,995	425	14,753
N of Miss	31	1,471	10	922

Table 163: How many times in the past year (12 months) have you carried a handgun?

	Grade 8		Grade 11	
	County	State	County	State
Never	93.9	94.3	90.8	93.8
1 or 2 times	4.0	3.0	2.6	2.6
3 to 5 times	1.0	0.8	1.2	1.1
6 to 9 times	0.2	0.5	0.9	0.6
10 to 19 times	0.2	0.3	1.2	0.5
20 to 29 times		0.2	0.7	0.4
30 to 39 times	0.2	0.1	0.2	0.1
40+ times	0.5	0.8	2.4	0.8
N of Valid	577	17,957	425	14,736
N of Miss	29	1,507	11	940

Table 164: How many times in the past year (12 months) have you sold illegal drugs?

	Grade 8		Grade 11	
	County	State	County	State
Never	92.2	94.8	85.4	90.8
1 or 2 times	4.0	2.3	5.0	3.7
3 to 5 times	1.4	0.9	2.8	1.7
6 to 9 times	0.5	0.4	1.2	0.9
10 to 19 times	0.7	0.3	0.7	0.7
20 to 29 times		0.3	0.9	0.7
30 to 39 times	0.2	0.1	0.2	0.3
40+ times	1.0	0.8	3.8	1.3
N of Valid	575	17,864	424	14,716
N of Miss	31	1,601	12	960

Table 165: How many times in the past year (12 months) have you stolen or tried to steal a motor vehicle such as a car or motorcycle?

	Grade 8		Grade 11	
	County	State	County	State
Never	96.5	97.7	96.2	97.4
1 or 2 times	2.1	1.2	1.7	1.2
3 to 5 times	0.3	0.2	0.2	0.4
6 to 9 times	0.5	0.2		0.2
10 to 19 times		0.1		0.1
20 to 29 times		0.1		0.1
30 to 39 times		0.1	0.2	0.1
40+ times	0.5	0.5	1.7	0.5
N of Valid	578	17,948	424	14,720
N of Miss	29	1,517	11	955

## A.6 Parenting and Parental Attitudes

### A.6.1 Family Management

Table 166: If you carried a handgun without your parents' permission, would you be caught by your parents?

	Grade 8		Grade 11	
	County	State	County	State
NO!	10.1	11.2	16.9	14.8
no	13.8	15.8	21.6	23.8
yes	25.1	23.5	25.2	23.9
YES!	51.0	49.5	36.2	37.6
N of Valid	586	18,787	425	15,266
N of Miss	21	678	10	410

Table 167: If you drank some beer or wine or liquor (for example, vodka, whiskey, or gin) without your parents' permission, would you be caught by your parents?

	Grade 8		Grade 11	
	County	State	County	State
NO!	12.5	13.7	22.1	19.3
no	27.4	26.8	43.5	42.3
yes	22.6	22.7	19.3	19.4
YES!	37.5	36.8	15.1	19.0
N of Valid	592	18,920	425	15,326
N of Miss	13	545	9	350

Table 168: If you skipped school would you be caught by your parents?

	Grade 8		Grade 11	
	County	State	County	State
NO!	4.8	6.6	8.7	10.3
no	10.2	11.5	23.5	24.2
yes	31.1	30.3	35.7	35.1
YES!	53.9	51.6	32.2	30.5
N of Valid	588	18,853	426	15,316
N of Miss	19	612	9	361

Table 169: My family has clear rules about alcohol and drug use.

	Grade 8		Grade 11	
	County	State	County	State
NO!	2.9	4.3	4.9	4.9
no	10.8	10.9	13.6	13.6
yes	30.3	27.3	40.2	35.5
YES!	56.0	57.4	41.2	46.0
N of Valid	584	18,809	425	15,300
N of Miss	22	657	10	376

Table 170: My parents ask if I've gotten my homework done.

	Grade 8		Grade 11	
	County	State	County	State
NO!	3.9	4.9	8.2	7.6
no	9.8	9.3	17.8	16.2
yes	36.2	33.8	40.6	38.6
YES!	50.1	52.0	33.3	37.6
N of Valid	591	18,905	426	15,346
N of Miss	15	560	9	330

Table 171: The rules in my family are clear.

	Grade 8		Grade 11	
	County	State	County	State
NO!	2.4	3.6	3.4	3.8
no	9.3	9.6	11.5	10.8
yes	41.0	36.3	47.1	43.8
YES!	47.2	50.5	38.0	41.6
N of Valid	578	18,590	416	15,168
N of Miss	28	874	19	509

Table 172: When I am not at home, one of my parents knows where I am and who I am with.

	Grade 8		Grade 11	
	County	State	County	State
NO!	3.2	4.4	4.4	4.7
no	8.6	10.1	14.3	13.6
yes	40.9	37.3	46.0	44.3
YES!	47.3	48.2	35.3	37.3
N of Valid	592	18,922	428	15,329
N of Miss	16	542	7	347

Table 173: Would your parents know if you did not come home on time?

	Grade 8		Grade 11	
	County	State	County	State
NO!	2.9	3.8	4.0	4.7
no	11.8	13.0	14.5	14.6
yes	39.5	36.1	44.2	41.8
YES!	45.8	47.1	37.4	38.9
N of Valid	592	18,878	428	15,344
N of Miss	15	587	7	332

### A.6.2 Parental Attitudes towards Substance Use

Table 174: How wrong do your parents feel it would be for you to smoke cigarettes?

	Grade 8		Grade 11	
	County	State	County	State
Very wrong	84.4	85.6	67.5	74.5
Wrong	11.4	11.0	21.7	17.9
A little bit wrong	3.0	2.2	6.2	5.0
Not wrong at all	1.2	1.2	4.5	2.6
N of Valid	572	18,133	419	14,840
N of Miss	34	1,332	16	837

Table 175: How wrong do your parents feel it would be for you to drink beer, wine or hard liquor (for example, vodka, whiskey or gin) regularly (at least once or twice a month)?

	Grade 8		Grade 11	
	County	State	County	State
Very wrong	68.5	71.4	44.4	52.1
Wrong	20.1	18.9	26.0	27.3
A little bit wrong	8.7	7.6	21.7	15.0
Not wrong at all	2.8	2.1	7.9	5.7
N of Valid	577	18,146	419	14,830
N of Miss	29	1,319	15	846

Table 176: How wrong do your parents feel it would be for you to smoke marijuana?

	Grade 8		Grade 11	
	County	State	County	State
Very wrong	80.1	84.8	63.9	72.8
Wrong	10.0	9.4	17.0	15.5
A little bit wrong	7.2	4.0	9.3	7.7
Not wrong at all	2.6	1.9	9.8	4.1
N of Valid	569	17,953	418	14,744
N of Miss	37	1,511	17	933

### A.6.3 Parental Attitudes towards Antisocial Behavior

Table 177: How wrong do your parents feel it would be for you to draw graffiti, or write things or draw pictures on buildings or other property (without the owner's permission)?

	Grade 8		Grade 11	
	County	State	County	State
Very wrong	75.2	76.1	67.9	73.0
Wrong	17.0	17.6	23.8	20.1
A little bit wrong	5.8	4.6	6.4	4.8
Not wrong at all	1.9	1.7	1.9	2.1
N of Valid	569	18,003	420	14,788
N of Miss	38	1,461	15	888

Table 178: How wrong do your parents feel it would be for you to pick a fight with someone?

	Grade 8		Grade 11	
	County	State	County	State
Very wrong	39.8	43.9	34.9	44.8
Wrong	32.2	33.3	38.2	34.7
A little bit wrong	23.0	18.6	19.2	16.8
Not wrong at all	5.0	4.2	7.6	3.6
N of Valid	575	18,052	421	14,808
N of Miss	30	1,412	14	868

Table 179: How wrong do your parents feel it would be for you to steal something worth more than \$5?

	Grade 8		Grade 11	
	County	State	County	State
Very wrong	78.5	76.4	73.5	77.9
Wrong	16.0	18.4	21.0	17.8
A little bit wrong	4.0	3.8	3.8	3.1
Not wrong at all	1.6	1.4	1.7	1.3
N of Valid	576	18,090	419	14,828
N of Miss	30	1,375	15	847

## A.7 Influence of Friendships

### A.7.1 Friends' Drug Use

Table 180: In the past year (12 months), how many of your best friends have smoked cigarettes?

	Grade 8		Grade 11	
	County	State	County	State
None of my friends	64.7	68.4	50.7	53.8
1 of my friends	12.9	13.9	17.9	17.6
2 of my friends	8.7	7.2	10.0	11.1
3 of my friends	5.7	3.7	8.1	6.1
4 of my friends	7.9	6.8	13.3	11.4
N of Valid	595	19,011	430	15,393
N of Miss	12	453	5	283

Table 181: In the past year (12 months), how many of your best friends have tried beer, wine or hard liquor (for example, vodka, whiskey or gin) when their parents didn't know about it?

	Grade 8		Grade 11	
	County	State	County	State
None of my friends	55.1	56.2	30.1	33.7
1 of my friends	15.6	15.6	14.2	16.3
2 of my friends	10.0	10.6	13.5	14.4
3 of my friends	8.0	6.4	10.7	10.8
4 of my friends	11.4	11.2	31.5	24.8
N of Valid	590	18,952	429	15,391
N of Miss	15	513	5	285



Table 182: In the past year (12 months), how many of your best friends have used marijuana?

	Grade 8		Grade 11	
	County	State	County	State
None of my friends	59.1	63.8	34.0	42.3
1 of my friends	12.3	12.6	13.5	15.4
2 of my friends	6.9	6.9	13.5	12.5
3 of my friends	9.3	5.1	10.9	8.4
4 of my friends	12.3	11.5	28.1	21.4
N of Valid	592	18,964	430	15,388
N of Miss	15	501	5	288

Table 183: In the past year (12 months), how many of your best friends have used LSD, cocaine, amphetamines, or other illegal drugs?

	Grade 8		Grade 11	
	County	State	County	State
None of my friends	88.5	90.1	80.5	84.1
1 of my friends	6.9	5.3	9.5	8.0
2 of my friends	1.9	2.0	3.5	3.5
3 of my friends	1.2	0.9	2.3	1.4
4 of my friends	1.5	1.7	4.2	3.0
N of Valid	591	18,939	430	15,369
N of Miss	14	526	5	309

### A.7.2 Friends' Delinquent Behaviors

Table 184: In the past year (12 months), how many of your best friends have been arrested?

	Grade 8		Grade 11	
	County	State	County	State
None of my friends	83.3	81.0	77.6	78.6
1 of my friends	9.2	11.0	12.7	12.0
2 of my friends	3.5	4.2	4.2	4.9
3 of my friends	1.2	1.6	3.2	1.9
4 of my friends	2.8	2.2	2.3	2.6
N of Valid	600	19,206	433	15,568
N of Miss	6	260	1	108

Table 185: In the past year (12 months), how many of your best friends have been suspended from school?

	Grade 8		Grade 11	
	County	State	County	State
None of my friends	51.3	53.0	58.2	64.9
1 of my friends	25.9	22.3	18.7	18.0
2 of my friends	9.9	11.1	12.0	8.2
3 of my friends	5.5	5.2	5.1	3.4
4 of my friends	7.4	8.5	6.0	5.6
N of Valid	598	19,180	433	15,559
N of Miss	9	284	2	118

Table 186: In the past year (12 months), how many of your best friends have carried a handgun?

	Grade 8		Grade 11	
	County	State	County	State
None of my friends	95.3	91.9	85.8	89.6
1 of my friends	2.2	4.6	7.5	5.4
2 of my friends	1.3	1.4	2.1	2.1
3 of my friends	0.5	0.7	0.9	0.8
4 of my friends	0.7	1.4	3.7	2.0
N of Valid	595	19,114	429	15,547
N of Miss	10	350	5	129

Table 187: In the past year (12 months), how many of your best friends have dropped out of school?

	Grade 8		Grade 11	
	County	State	County	State
None of my friends	87.2	87.9	71.4	76.0
1 of my friends	9.4	7.6	18.1	14.8
2 of my friends	2.0	2.3	5.1	5.0
3 of my friends	0.5	0.9	3.5	2.0
4 of my friends	0.8	1.4	1.9	2.3
N of Valid	595	19,060	430	15,493
N of Miss	12	405	4	182

Table 188: In the past year (12 months), how many of your best friends have sold illegal drugs?

	Grade 8		Grade 11	
	County	State	County	State
None of my friends	75.4	77.5	60.7	66.6
1 of my friends	10.7	10.7	12.6	14.0
2 of my friends	6.4	4.8	11.0	7.2
3 of my friends	2.0	2.3	4.9	4.0
4 of my friends	5.4	4.6	10.7	8.1
N of Valid	590	18,979	428	15,482
N of Miss	16	486	7	196

Table 189: In the past year (12 months), how many of your best friends have stolen or tried to steal a motor vehicle such as a car or motorcycle?

	Grade 8		Grade 11	
	County	State	County	State
None of my friends	92.3	92.6	90.5	92.4
1 of my friends	4.9	4.5	5.1	4.4
2 of my friends	1.2	1.4	2.5	1.6
3 of my friends	0.5	0.4	0.9	0.6
4 of my friends	1.2	1.0	0.9	0.9
N of Valid	595	19,198	433	15,557
N of Miss	11	266	2	119

### A.7.3 Rewards for Antisocial Involvement

Table 190: What are the chances you would be seen as cool if you began drinking alcoholic beverages regularly, that is, at least once or twice a month?

	Grade 8		Grade 11	
	County	State	County	State
No or very little chance	54.4	58.9	46.9	49.0
Little chance	21.9	20.1	22.0	20.0
Some chance	14.7	12.3	16.9	16.6
Pretty good chance	5.4	5.6	9.7	9.8
Very good chance	3.5	3.1	4.4	4.7
N of Valid	597	19,153	431	15,512
N of Miss	10	312	4	165

Table 191: What are the chances you would be seen as cool if you smoked marijuana?

	Grade 8		Grade 11	
	County	State	County	State
No or very little chance	55.8	59.6	50.9	50.6
Little chance	13.7	14.4	16.2	16.6
Some chance	10.1	11.0	13.2	14.8
Pretty good chance	9.9	7.6	10.6	10.1
Very good chance	10.6	7.4	9.0	7.9
N of Valid	597	19,109	432	15,500
N of Miss	9	356	3	176

Table 192: What are the chances you would be seen as cool if you carried a handgun?

	Grade 8		Grade 11	
	County	State	County	State
No or very little chance	82.3	78.9	81.2	83.2
Little chance	8.7	11.9	11.3	9.3
Some chance	4.5	4.8	4.2	3.9
Pretty good chance	2.5	2.2	1.2	1.5
Very good chance	2.0	2.1	2.1	2.2
N of Valid	598	19,141	432	15,520
N of Miss	8	325	2	156

Table 193: What are the chances you would be seen as cool if you smoked cigarettes?

	Grade 8		Grade 11	
	County	State	County	State
No or very little chance	67.2	69.7	71.8	71.3
Little chance	16.7	15.5	16.2	15.2
Some chance	7.0	8.2	7.2	7.9
Pretty good chance	6.2	4.2	3.2	3.4
Very good chance	3.0	2.4	1.6	2.2
N of Valid	600	19,121	432	15,526
N of Miss	7	343	2	150

#### A.7.4 Attitudes towards Student Substance Use

Table 194: How wrong do you think it is for someone your age to smoke one or more packs of cigarettes a day?

	Grade 8		Grade 11	
	County	State	County	State
Very wrong	75.5	78.6	63.5	67.6
Wrong	15.4	14.6	23.7	20.9
A little bit wrong	6.3	4.4	7.2	7.7
Not wrong at all	2.8	2.4	5.6	3.9
N of Valid	599	19,150	430	15,490
N of Miss	6	314	4	186

Table 195: How wrong do you think it is for someone your age to have one or two drinks of an alcoholic beverage nearly every day?

	Grade 8		Grade 11	
	County	State	County	State
Very wrong	55.4	60.5	38.9	49.4
Wrong	25.5	24.1	32.6	30.3
A little bit wrong	11.6	10.9	18.6	14.2
Not wrong at all	7.5	4.4	9.9	6.2
N of Valid	601	19,231	435	15,573
N of Miss	4	233	0	103

Table 196: How wrong do you think it is for someone your age to try marijuana once or twice?

	Grade 8		Grade 11	
	County	State	County	State
Very wrong	53.8	56.7	29.1	35.9
Wrong	17.6	19.9	24.5	20.5
A little bit wrong	13.7	12.4	15.5	19.2
Not wrong at all	14.9	11.0	30.9	24.4
N of Valid	598	19,196	433	15,552
N of Miss	8	269	1	124

Table 197: How wrong do you think it is for someone your age to use marijuana once a month or more?

	Grade 8		Grade 11	
	County	State	County	State
Very wrong	55.9	61.3	35.3	40.8
Wrong	17.1	18.9	22.6	21.5
A little bit wrong	14.6	10.4	16.4	17.3
Not wrong at all	12.3	9.4	25.6	20.5
N of Valid	601	19,239	433	15,590
N of Miss	4	226	1	86

## A.8 Community Laws and Norms

### A.8.1 Norms about Kids' Drug Use

Table 198: How wrong would most adults (over 21) in your neighborhood think it is for kids your age to drink alcohol?

	Grade 8		Grade 11	
	County	State	County	State
Very wrong	44.5	51.6	27.1	31.9
Wrong	34.5	31.3	39.4	40.9
A little bit wrong	16.3	13.4	26.2	22.2
Not wrong at all	4.6	3.7	7.3	5.0
N of Valid	582	18,378	424	14,961
N of Miss	25	1,087	11	714

Table 199: How wrong would most adults (over 21) in your neighborhood think it is for kids your age to smoke cigarettes?

	Grade 8		Grade 11	
	County	State	County	State
Very wrong	53.7	61.2	33.8	41.1
Wrong	28.5	26.5	37.1	37.3
A little bit wrong	13.6	8.9	20.8	16.5
Not wrong at all	4.1	3.4	8.3	5.1
N of Valid	579	18,339	423	14,946
N of Miss	26	1,126	13	732

Table 200: How wrong would most adults (over 21) in your neighborhood think it is for kids your age to use marijuana?

	Grade 8		Grade 11	
	County	State	County	State
Very wrong	57.2	69.3	42.9	50.9
Wrong	22.9	17.8	28.9	29.1
A little bit wrong	14.0	8.5	17.3	14.0
Not wrong at all	5.9	4.3	10.9	6.0
N of Valid	580	18,346	422	14,941
N of Miss	26	1,119	13	736

### A.8.2 Community Law Enforcement

Table 201: If a kid drank some beer, wine or hard liquor (for example, vodka, whiskey, or gin) in your neighborhood would he or she be caught by the police?

	Grade 8		Grade 11	
	County	State	County	State
NO!	22.4	17.3	27.2	21.6
no	48.1	46.8	59.4	57.7
yes	20.1	24.6	9.4	15.3
YES!	9.5	11.3	4.0	5.3
N of Valid	568	17,592	404	14,552
N of Miss	38	1,873	31	1,124

Table 202: If a kid smoked marijuana in your neighborhood would he or she be caught by the police?

	Grade 8		Grade 11	
	County	State	County	State
NO!	22.0	17.8	28.1	23.8
no	43.6	38.8	54.3	51.9
yes	22.0	26.5	11.3	17.4
YES!	12.4	16.8	6.2	6.8
N of Valid	564	17,740	416	14,695
N of Miss	41	1,725	19	982

## A.9 Risk and Protective Factors

### A.9.1 Risk and Protective Factors

Table 203: Transitions and mobility (risk)

	Grade 8		Grade 11	
	County	State	County	State
Below Cutoff	52.6	57.9	51.7	58.1
Above Cutoff	47.4	42.1	48.3	41.9
N of Valid	580	17,984	424	14,743
N of Miss	26	1,482	10	933

Table 204: Laws and norms favorable to drug use (risk)

	Grade 8		Grade 11	
	County	State	County	State
Below Cutoff	59.6	71.7	58.5	67.3
Above Cutoff	40.4	28.3	41.5	32.7
N of Valid	567	17,838	414	14,714
N of Miss	39	1,627	21	962

Table 205: Perceived availability of drugs (risk)

	Grade 8		Grade 11	
	County	State	County	State
Below Cutoff	63.5	67.2	60.0	62.8
Above Cutoff	36.5	32.8	40.0	37.2
N of Valid	597	19,087	430	15,511
N of Miss	9	378	4	165

Table 206: Poor family management (risk)

	Grade 8		Grade 11	
	County	State	County	State
Below Cutoff	56.5	56.0	57.5	62.5
Above Cutoff	43.5	44.0	42.5	37.5
N of Valid	596	19,085	428	15,442
N of Miss	11	380	7	234

Table 207: Parental attitudes toward substance use (risk)

	Grade 8		Grade 11	
	County	State	County	State
Below Cutoff	63.3	66.7	39.5	47.2
Above Cutoff	36.7	33.3	60.5	52.8
N of Valid	577	18,175	420	14,853
N of Miss	29	1,290	14	823

Table 208: Parental attitudes toward antisocial behavior (risk)

	Grade 8		Grade 11	
	County	State	County	State
Below Cutoff	35.9	39.8	30.7	40.7
Above Cutoff	64.1	60.2	69.3	59.3
N of Valid	576	18,128	420	14,844
N of Miss	30	1,336	14	831

Table 209: Academic failure (risk)

	Grade 8		Grade 11	
	County	State	County	State
Below Cutoff	52.9	54.8	53.6	57.5
Above Cutoff	47.1	45.2	46.4	42.5
N of Valid	597	18,859	425	15,387
N of Miss	9	606	10	288

Table 210: Low commitment to school (risk)

	Grade 8		Grade 11	
	County	State	County	State
Below Cutoff	61.2	61.8	53.4	57.8
Above Cutoff	38.8	38.2	46.6	42.2
N of Valid	587	18,274	425	14,899
N of Miss	20	1,191	10	777

Table 211: School opportunities for prosocial involvement (protective)

	Grade 8		Grade 11	
	County	State	County	State
Below Cutoff	37.7	33.6	35.5	31.3
Above Cutoff	62.3	66.4	64.5	68.7
N of Valid	579	18,017	423	14,793
N of Miss	27	1,448	11	883

Table 212: School rewards for prosocial involmnet (protective)

	Grade 8		Grade 11	
	County	State	County	State
Below Cutoff	45.5	42.8	47.2	46.0
Above Cutoff	54.5	57.2	52.8	54.0
N of Valid	578	17,961	422	14,759
N of Miss	27	1,504	12	916

Table 213: Perceived risks of substance use (risk)

	Grade 8		Grade 11	
	County	State	County	State
Below Cutoff	46.5	50.2	43.3	48.9
Above Cutoff	53.5	49.8	56.7	51.1
N of Valid	576	17,955	420	14,776
N of Miss	30	1,510	15	900

Table 214: Friends' use of drugs (risk)

	Grade 8		Grade 11	
	County	State	County	State
Below Cutoff	60.4	64.9	61.2	68.3
Above Cutoff	39.6	35.1	38.8	31.7
N of Valid	589	18,984	430	15,392
N of Miss	16	481	5	284

Table 215: Friends' delinquent behavior (risk)

	Grade 8		Grade 11	
	County	State	County	State
Below Cutoff	43.9	45.6	37.4	46.1
Above Cutoff	56.1	54.4	62.6	53.9
N of Valid	597	19,230	433	15,594
N of Miss	9	235	1	83

Table 216: Peer rewards for antisocial behavior (risk)

	Grade 8		Grade 11	
	County	State	County	State
Below Cutoff	52.3	57.0	63.9	64.8
Above Cutoff	47.7	43.0	36.1	35.2
N of Valid	597	19,143	432	15,523
N of Miss	9	322	3	154

Table 217: Attitudes toward antisocial behavior (risk)

	Grade 8		Grade 11	
	County	State	County	State
Below Cutoff	59.5	60.8	54.1	58.9
Above Cutoff	40.5	39.2	45.9	41.1
N of Valid	602	19,217	434	15,577
N of Miss	4	248	0	98



# B SWS QUESTIONNAIRES

## Oregon Student Wellness Survey for Grade 6



1. The survey is completely voluntary and anonymous. DO NOT put your name on the questionnaire.

2. This is not a test, so there are no right or wrong answers. We would like you to work quickly so you can finish.

3. All of the questions should be answered by completely filling in one of the answer spaces. If you do not find an answer that fits exactly, use the one that comes closest. If any question does not apply to you, or you are not sure what it means, just leave it blank. You can skip any question that you do not wish to answer.

4. For questions that have the following answers: **NO! no yes YES!**

Mark (the BIG) **YES!** if you think the statement is **DEFINITELY TRUE** for you.

Mark (the little) **yes** if you think the statement is **MOSTLY TRUE** for you.

Mark (the little) **no** if you think the statement is **MOSTLY NOT TRUE** for you.

Mark (the BIG) **NO!** if you think the statement is **DEFINITELY NOT TRUE** for you.

Example: Chocolate is the best ice cream flavor.

NO!  no  yes  YES!

In the example above, that student marked “yes” because he or she thinks the statement is mostly true.

5. Please mark only one answer for each question by completely filling in the oval with a #2 pencil.

1. How old are you?

- 10 years old
- 11 years old
- 12 years old
- 13 years old
- 14 years old

2. What is your sex?

- Female
- Male

3. In what grade are you?

- 5th
- 6th
- 7th
- 8th

4. What is your race?

- American Indian or Alaska Native
- Asian
- Black or African American
- Native or Other Pacific Islander
- White

5. Are you Hispanic or Latino?

- Yes
- No

6. What is the language you use most often at home?

- English
- Spanish
- Another language

7. Are your school grades better than the grades of most students in your class?

- NO!
- no
- yes
- YES!

8. Putting them all together, what were your grades like last year?

- Mostly F's
- Mostly D's
- Mostly C's
- Mostly B's
- Mostly A's

PLEASE DO NOT WRITE IN THIS AREA

[SERIAL]

9361

How wrong do you think it is for someone your age to...	Not wrong at all		
	A little bit wrong		Wrong
	Very wrong		
9. attack someone with the idea of seriously hurting him or her?	<input type="radio"/>	<input type="radio"/>	<input type="radio"/>
10. pick a fight with someone?	<input type="radio"/>	<input type="radio"/>	<input type="radio"/>
11. stay away from school all day when their parents think they are at school?	<input type="radio"/>	<input type="radio"/>	<input type="radio"/>
12. take a handgun to school?	<input type="radio"/>	<input type="radio"/>	<input type="radio"/>
13. steal anything worth more than \$5?	<input type="radio"/>	<input type="radio"/>	<input type="radio"/>
14. have one or two drinks of an alcoholic beverage nearly every day?	<input type="radio"/>	<input type="radio"/>	<input type="radio"/>
15. smoke one or more packs of cigarettes a day?	<input type="radio"/>	<input type="radio"/>	<input type="radio"/>
16. try marijuana or hashish once or twice?	<input type="radio"/>	<input type="radio"/>	<input type="radio"/>
17. use marijuana once a month or more?	<input type="radio"/>	<input type="radio"/>	<input type="radio"/>

Think of your four best friends (the friends you feel closest to). In the past 12 months, how many of your best friends have...	4 of my friends			
	3 of my friends			1 of my friends
	2 of my friends		None of my friends	
	1 of my friends			
18. been arrested?	<input type="radio"/>	<input type="radio"/>	<input type="radio"/>	<input type="radio"/>
19. been suspended from school?	<input type="radio"/>	<input type="radio"/>	<input type="radio"/>	<input type="radio"/>
20. carried a handgun?	<input type="radio"/>	<input type="radio"/>	<input type="radio"/>	<input type="radio"/>
21. dropped out of school?	<input type="radio"/>	<input type="radio"/>	<input type="radio"/>	<input type="radio"/>
22. sold marijuana or illegal drugs?	<input type="radio"/>	<input type="radio"/>	<input type="radio"/>	<input type="radio"/>
23. stolen or tried to steal a motor vehicle such as a car or motorcycle?	<input type="radio"/>	<input type="radio"/>	<input type="radio"/>	<input type="radio"/>

What are the chances you would be seen as cool if you...	Very good chance			
	Pretty good chance			Little chance
	Some chance		No or very little chance	
	1 of 2 times			
24. began drinking alcoholic beverages regularly, that is, at least once or twice a month?	<input type="radio"/>	<input type="radio"/>	<input type="radio"/>	<input type="radio"/>
25. carried a handgun?	<input type="radio"/>	<input type="radio"/>	<input type="radio"/>	<input type="radio"/>
26. smoked cigarettes?	<input type="radio"/>	<input type="radio"/>	<input type="radio"/>	<input type="radio"/>
27. smoked marijuana?	<input type="radio"/>	<input type="radio"/>	<input type="radio"/>	<input type="radio"/>

During the past 12 months...	Don't know or can't say	
	Yes	No
28. do you recall hearing, reading, or watching an advertisement about prevention of substance abuse?	<input type="radio"/>	<input type="radio"/>
29. have you had a special class about drugs or alcohol in school?	<input type="radio"/>	<input type="radio"/>
30. have you talked with at least one of your parents about the dangers of tobacco, alcohol, or drug use? By parents we mean either your biological parents, adoptive parents, stepparents, or adult guardians, whether or not they live with you.	<input type="radio"/>	<input type="radio"/>

If you wanted to get...	Very easy			
	Somewhat hard			Very hard
	Sort of hard		Very hard	
1 of 2 times				
31. some beer, wine or hard liquor (for example, vodka, whiskey, or gin), how easy would it be for you to get some?	<input type="radio"/>	<input type="radio"/>	<input type="radio"/>	<input type="radio"/>
32. some cigarettes, how easy would it be for you to get some?	<input type="radio"/>	<input type="radio"/>	<input type="radio"/>	<input type="radio"/>
33. some marijuana, how easy would it be for you to get some?	<input type="radio"/>	<input type="radio"/>	<input type="radio"/>	<input type="radio"/>
34. a drug like cocaine, LSD, or amphetamines, how easy would it be for you to get some?	<input type="radio"/>	<input type="radio"/>	<input type="radio"/>	<input type="radio"/>

During your life, how many times have you...	40 or more times			
	20 to 39 times			0 times
	10 to 19 times		1 or 2 times	
	3 to 9 times			
35. sniffed glue, breathed the contents of aerosol spray cans, or inhaled any paints or sprays to get high?	<input type="radio"/>	<input type="radio"/>	<input type="radio"/>	<input type="radio"/>
36. taken steroid pills or shots without a doctor's prescription?	<input type="radio"/>	<input type="radio"/>	<input type="radio"/>	<input type="radio"/>
37. used any form of cocaine, including powder, crack, or freebase?	<input type="radio"/>	<input type="radio"/>	<input type="radio"/>	<input type="radio"/>
38. used ecstasy (also called MDMA)?	<input type="radio"/>	<input type="radio"/>	<input type="radio"/>	<input type="radio"/>
39. used heroin (also called smack, junk, or China White)?	<input type="radio"/>	<input type="radio"/>	<input type="radio"/>	<input type="radio"/>
40. used methamphetamines (also called speed, crystal, crank, or ice)?	<input type="radio"/>	<input type="radio"/>	<input type="radio"/>	<input type="radio"/>

During the past 30 days, on how many days did you...

	1 or 2 days	3 to 5 days	6 to 9 days	10 to 19 days	20 to 29 days	All 30 days
41. have at least one drink of alcohol?	<input type="radio"/>	<input type="radio"/>	<input type="radio"/>	<input type="radio"/>	<input type="radio"/>	<input type="radio"/>
42. have 5 or more drinks of alcohol in a row, that is, within a couple of hours?	<input type="radio"/>	<input type="radio"/>	<input type="radio"/>	<input type="radio"/>	<input type="radio"/>	<input type="radio"/>
43. smoke cigarettes?	<input type="radio"/>	<input type="radio"/>	<input type="radio"/>	<input type="radio"/>	<input type="radio"/>	<input type="radio"/>
44. use other tobacco products?	<input type="radio"/>	<input type="radio"/>	<input type="radio"/>	<input type="radio"/>	<input type="radio"/>	<input type="radio"/>
45. use marijuana?	<input type="radio"/>	<input type="radio"/>	<input type="radio"/>	<input type="radio"/>	<input type="radio"/>	<input type="radio"/>
46. sniff glue, breathe the contents of aerosol spray cans, or inhale any paints or sprays to get high?	<input type="radio"/>	<input type="radio"/>	<input type="radio"/>	<input type="radio"/>	<input type="radio"/>	<input type="radio"/>

47. During the past 30 days, what type of alcohol did you usually drink? Select only one response.

- I did not drink alcohol during the past 30 days.
- I do not have a usual type.
- Beer.
- Flavored beverages (such as Smirnoff, Bacardi Silver, and Hard Lemonade).
- Wine coolers (such as Barties and Jaymes or Seagrams Wine).
- Wine.
- Liquor (such as vodka, rum, scotch, bourbon, or whiskey).
- Some other type.

48. During the past 30 days, how did you usually get the alcohol you drank? Select only one response.

- I did not drink alcohol during the past 30 days.
- I bought it in a store such as a convenience store, supermarket, discount store, or gas station.
- I bought it at a restaurant, bar or club.
- I bought it at a public event such as a concert or sporting event.
- I gave someone else money to buy it for me.
- I got it from friends 21 or older.
- I got it from friends under 21.
- I took it from a store or family member.
- I got it some other way.

49. In the last 12 months, which of the following have you experienced? Please mark all that apply.

- I did not drink alcohol in the last 12 months.
- Missed school or class because of drinking alcohol.
- Gotten sick to your stomach because of drinking alcohol.
- Not been able to remember what happened while you were drinking alcohol.
- Later regretted something you did while drinking alcohol.
- Worried that you drank alcohol too much or too often.

50. During the past 30 days, how many times did you use marijuana?

- 0 times
- 1 or 2 times
- 3 to 9 times
- 10 to 19 times
- 20 to 39 times
- 40 or more times

How old were you when you...

	Never have	8 Years old	9 Years old	10 Years old	11 Years old	12 Years old	13 Years old
51. first began drinking alcoholic beverages regularly, that is at least once or twice a month?	<input type="radio"/>	<input type="radio"/>	<input type="radio"/>	<input type="radio"/>	<input type="radio"/>	<input type="radio"/>	<input type="radio"/>
52. had your first drink of alcohol other than a few sips?	<input type="radio"/>	<input type="radio"/>	<input type="radio"/>	<input type="radio"/>	<input type="radio"/>	<input type="radio"/>	<input type="radio"/>
53. smoked a whole cigarette for the first time?	<input type="radio"/>	<input type="radio"/>	<input type="radio"/>	<input type="radio"/>	<input type="radio"/>	<input type="radio"/>	<input type="radio"/>
54. first used tobacco products other than cigarettes such as snuff, chewing tobacco, and smoking tobacco from a pipe?	<input type="radio"/>	<input type="radio"/>	<input type="radio"/>	<input type="radio"/>	<input type="radio"/>	<input type="radio"/>	<input type="radio"/>
55. tried marijuana for the first time?	<input type="radio"/>	<input type="radio"/>	<input type="radio"/>	<input type="radio"/>	<input type="radio"/>	<input type="radio"/>	<input type="radio"/>

56. If you carried a handgun without your parents' permission, would you be caught by your parents?

	NO	Yes	NO	Yes
57. if you drank some beer or wine or liquor (for example, vodka, whiskey, or gin) without your parents' permission, would you be caught by your parents?	<input type="radio"/>	<input type="radio"/>	<input type="radio"/>	<input type="radio"/>
58. if you skipped school, would you be caught by your parents?	<input type="radio"/>	<input type="radio"/>	<input type="radio"/>	<input type="radio"/>
59. My family has clear rules about alcohol and drug use.	<input type="radio"/>	<input type="radio"/>	<input type="radio"/>	<input type="radio"/>
60. My parents ask if I've gotten my homework done.	<input type="radio"/>	<input type="radio"/>	<input type="radio"/>	<input type="radio"/>
61. The rules in my family are clear.	<input type="radio"/>	<input type="radio"/>	<input type="radio"/>	<input type="radio"/>
62. When I am not at home, one of my parents knows where I am and who I am with.	<input type="radio"/>	<input type="radio"/>	<input type="radio"/>	<input type="radio"/>
63. Would your parents know if you did not come home on time?	<input type="radio"/>	<input type="radio"/>	<input type="radio"/>	<input type="radio"/>

Think of your four best friends

(the friends you feel closest to). In the past 12 months, how many of your best friends have...

	4 of my friends	3 of my friends	2 of my friends	1 of my friends	None of my friends
64. smoked cigarettes?	<input type="radio"/>	<input type="radio"/>	<input type="radio"/>	<input type="radio"/>	<input type="radio"/>
65. tired beer, wine, or hard liquor (for example, vodka, whiskey or gin) when their parents didn't know about it?	<input type="radio"/>	<input type="radio"/>	<input type="radio"/>	<input type="radio"/>	<input type="radio"/>
66. used LSD, cocaine, amphetamines, or other illegal drugs?	<input type="radio"/>	<input type="radio"/>	<input type="radio"/>	<input type="radio"/>	<input type="radio"/>
67. used marijuana?	<input type="radio"/>	<input type="radio"/>	<input type="radio"/>	<input type="radio"/>	<input type="radio"/>

PLEASE DO NOT WRITE IN THIS AREA

[SERIAL]

**During the past 30 days, how much of the time have you...**

	None of the time	A little of the time	Some of the time	A good bit of the time	Most of the time	All of the time
68. been a happy person?	<input type="radio"/>	<input type="radio"/>	<input type="radio"/>	<input type="radio"/>	<input type="radio"/>	<input type="radio"/>
69. been a very nervous person?	<input type="radio"/>	<input type="radio"/>	<input type="radio"/>	<input type="radio"/>	<input type="radio"/>	<input type="radio"/>
70. felt calm and peaceful?	<input type="radio"/>	<input type="radio"/>	<input type="radio"/>	<input type="radio"/>	<input type="radio"/>	<input type="radio"/>
71. felt downhearted and blue?	<input type="radio"/>	<input type="radio"/>	<input type="radio"/>	<input type="radio"/>	<input type="radio"/>	<input type="radio"/>
72. felt so down in the dumps that nothing could cheer you up?	<input type="radio"/>	<input type="radio"/>	<input type="radio"/>	<input type="radio"/>	<input type="radio"/>	<input type="radio"/>

73. During the past 12 months, did you ever feel so sad or hopeless almost every day for two weeks or more in a row that you stopped doing some usual activities?

- Yes  
 No

74. Gambling involves betting anything of value (money, a watch, soda, etc.) on a game or event. Please mark ALL the different types of gambling that you have bet on, if any, during the last 30 days:

- Playing lottery tickets.
- Playing Powerball or Megabucks.
- Playing dice or coin flips.
- Playing cards (poker, etc.).
- Betting on a sports team.
- Betting on a horse/dog race.
- Betting on games of personal skill (bowling, video games, dares, etc.).
- Gambling on the Internet for free or with money.
- Gambling at a casino.
- Playing Bingo for money.
- None.
- Other.

How wrong would most adults (over 21) in your neighborhood think it is for kids your age to...

	Not wrong at all	A little bit wrong	Wrong	Very wrong
75. drink alcohol?	<input type="radio"/>	<input type="radio"/>	<input type="radio"/>	<input type="radio"/>
76. smoke cigarettes?	<input type="radio"/>	<input type="radio"/>	<input type="radio"/>	<input type="radio"/>
77. use marijuana?	<input type="radio"/>	<input type="radio"/>	<input type="radio"/>	<input type="radio"/>

78. If a kid drank some beer, wine, or hard liquor (for example, vodka, whiskey or gin) in your neighborhood, would he or she be caught by the police?

79. If a kid smoked marijuana in your neighborhood would he or she be caught by the police?

	No	Yes	Yes!
78.	<input type="radio"/>	<input type="radio"/>	<input type="radio"/>
79.	<input type="radio"/>	<input type="radio"/>	<input type="radio"/>

How wrong do your parents feel it would be for you to...

	Not wrong at all	A little bit wrong	Wrong	Very wrong
80. drink beer, wine, or liquor (for example, vodka, whiskey, or gin) regularly (at least once or twice a month)?	<input type="radio"/>	<input type="radio"/>	<input type="radio"/>	<input type="radio"/>
81. smoke cigarettes?	<input type="radio"/>	<input type="radio"/>	<input type="radio"/>	<input type="radio"/>
82. smoke marijuana?	<input type="radio"/>	<input type="radio"/>	<input type="radio"/>	<input type="radio"/>

How wrong do your parents feel it would be for you to...

	Not wrong at all	A little bit wrong	Wrong	Very wrong
83. draw graffiti, or write things or draw pictures on buildings or other property (without the owner's permission)?	<input type="radio"/>	<input type="radio"/>	<input type="radio"/>	<input type="radio"/>
84. pick a fight with someone?	<input type="radio"/>	<input type="radio"/>	<input type="radio"/>	<input type="radio"/>
85. steal something worth more than \$5?	<input type="radio"/>	<input type="radio"/>	<input type="radio"/>	<input type="radio"/>

How much do you think people risk harming themselves (physically or in other ways)...

	Great risk	Moderate risk	Slight risk	No risk
86. if they take one or two drinks of an alcoholic beverage (beer, wine, liquor) nearly every day?	<input type="radio"/>	<input type="radio"/>	<input type="radio"/>	<input type="radio"/>
87. when they have five or more drinks of an alcoholic beverage once or twice a week?	<input type="radio"/>	<input type="radio"/>	<input type="radio"/>	<input type="radio"/>
88. if they smoke one or more packs of cigarettes per day?	<input type="radio"/>	<input type="radio"/>	<input type="radio"/>	<input type="radio"/>
89. if they try marijuana once or twice?	<input type="radio"/>	<input type="radio"/>	<input type="radio"/>	<input type="radio"/>
90. if they smoke marijuana once or twice a week?	<input type="radio"/>	<input type="radio"/>	<input type="radio"/>	<input type="radio"/>

During the past 30 days, how many times did you ride in a vehicle driven by...

	0 times	1 time	2 or 3 times	4 or 5 times	6 or more times
91. a parent or other adult who had been drinking alcohol?	<input type="radio"/>	<input type="radio"/>	<input type="radio"/>	<input type="radio"/>	<input type="radio"/>
92. a teenager who had been drinking alcohol?	<input type="radio"/>	<input type="radio"/>	<input type="radio"/>	<input type="radio"/>	<input type="radio"/>

93. During the past 12 months, how many times were you in a physical fight?

- 0 times  
 1 time  
 2 or 3 times  
 4 or 5 times  
 6 or 7 times  
 8 or 9 times  
 10 or 11 times  
 12 or more times

94. During the LAST FOUR WEEKS how many whole days of school have you missed because you skipped or "out"?

- None
- 1
- 2
- 3
- 4 to 5
- 6 to 10
- 11 or more

95. How important do you think the things you are learning in school are going to be for your later life?

- Very important
- Quite important
- Fairly important
- Slightly important
- Not at all important

96. How interesting are most of your courses to you?

- Very interesting
- Quite interesting
- Fairly interesting
- Slightly boring
- Very boring

97. How often do you feel that the schoolwork you are assigned is meaningful and important?

Now thinking back over the past year in school, how often did you...

- 98. enjoy being in school?
- 99. hate being in school?
- 100. try to do your best work in school?

Almost always  
Often  
Sometimes  
Seldom  
Never

- 
- 
- 
- 
- 

	No	Yes
101. I have lots of chances to be part of class discussions or activities.	<input type="radio"/>	<input type="radio"/>
102. In my school, students have lots of chances to help decide things like class activities and rules.	<input type="radio"/>	<input type="radio"/>
103. Teachers ask me to work on special classroom projects.	<input type="radio"/>	<input type="radio"/>
104. There are lots of chances for students in my school to get involved in sports, clubs, and other school activities outside of class.	<input type="radio"/>	<input type="radio"/>
105. There are lots of chances for students in my school to talk with a teacher.	<input type="radio"/>	<input type="radio"/>
106. I feel safe at my school.	<input type="radio"/>	<input type="radio"/>
107. My teacher(s) notices when I am doing a good job and lets me know about it.	<input type="radio"/>	<input type="radio"/>
108. My teachers praise me when I work hard in school.	<input type="radio"/>	<input type="radio"/>
109. The school lets my parents know when I have done something well.	<input type="radio"/>	<input type="radio"/>
110. Have you ever lied to anyone about betting/gambling?	<input type="radio"/>	<input type="radio"/>
111. Have you ever bet/gambled more than you wanted to?	<input type="radio"/>	<input type="radio"/>
112. Have your parents ever talked to you about the risks of betting/gambling?	<input type="radio"/>	<input type="radio"/>
113. Have your teachers ever talked to you about the risks of betting/gambling?	<input type="radio"/>	<input type="radio"/>

114. Have you changed homes in the past year?

- Yes
- No

115. Have you changed schools (including changing from elementary to middle and middle to high school) in the past year?

- Yes
- No

7 or more times  
3 or 4 times  
1 or 2 times  
Never

How many times have you...

- 116. changed homes since kindergarten?
- 117. changed schools since kindergarten?

PLEASE DO NOT WRITE IN THIS AREA

[SERIAL]

118. During the past 12 months, how many times were you in a physical fight on school property?

- 0 times
- 1 time
- 2 or 3 times
- 4 or 5 times
- 6 or 7 times
- 8 or 9 times
- 10 or 11 times
- 12 or more times

119. During the past 30 days, on how many days did you not go to school because you felt you would be unsafe at school or on your way to or from school?

- 0 days
- 1 day
- 2 or 3 days
- 4 or 5 days
- 6 or more days

In the last 30 days, have you been picked on at school, on a school bus, or going to and from school? For example, have you been called names, been threatened, got mean notes or graffiti, been pushed around or hit, or received unwanted touching:

	NO	Yes	YES!
120. Because of my race or ethnic origin.	<input type="radio"/>	<input type="radio"/>	<input type="radio"/>
121. Because someone thought I was gay, lesbian or bisexual.	<input type="radio"/>	<input type="radio"/>	<input type="radio"/>
122. Because of how I look.	<input type="radio"/>	<input type="radio"/>	<input type="radio"/>
123. Because of who my friends are.	<input type="radio"/>	<input type="radio"/>	<input type="radio"/>
124. I've received unwanted sexual comments or attention.	<input type="radio"/>	<input type="radio"/>	<input type="radio"/>
125. For other reasons.	<input type="radio"/>	<input type="radio"/>	<input type="radio"/>

126. I can talk to teachers openly and freely about my concerns.

- NO!
- no
- yes
- YES!

## Oregon Student Wellness Survey for Grades 8 & 11

**1. The survey is completely voluntary and anonymous. DO NOT put your name on the questionnaire.**

2. This is not a test, so there are no right or wrong answers. We would like you to work quickly so you can finish.

3. All of the questions should be answered by completely filling in one of the answer spaces. If you do not find an answer that fits exactly, use the one that comes closest. If any question does not apply to you, or you are not sure what it means, just leave it blank. You can skip any question that you do not wish to answer.

4. For questions that have the following answers: **NO! no yes YES!**

Mark (the BIG) **YES!** if you think the statement is **DEFINITELY TRUE** for you.

Mark (the little) **yes** if you think the statement is **MOSTLY TRUE** for you.

Mark (the little) **no** if you think the statement is **MOSTLY NOT TRUE** for you.

Mark (the BIG) **NO!** if you think the statement is **DEFINITELY NOT TRUE** for you.

Example: Chocolate is the best ice cream flavor.

**NO!**    **no**    **yes**    **YES!**

In the example above, that student marked "yes" because he or she thinks the statement is mostly true.

**5. Please mark only one answer for each question, unless otherwise directed, by completely filling in the oval with a #2 pencil.**

**1. How old are you?**

- 10 years old                       15 years old  
 11 years old                       16 years old  
 12 years old                       17 years old  
 13 years old                       18 years old  
 14 years old                       19 years old or older

**2. What is your sex?**

- Female  
 Male

**3. In what grade are you?**

- 7th                       10th  
 8th                       11th  
 9th                       12th

**4. What is your race?**

- American Indian or Alaska Native  
 Asian  
 Black or African American  
 Native or Other Pacific Islander  
 White

**5. Are you Hispanic or Latino?**

- Yes  
 No

**6. What is the language you use most often at home?**

- English  
 Spanish  
 Another language

**7. Are your school grades better than the grades of most students in your class?**

- NO!**  
 no  
 yes  
 **YES!**

**8. Putting them all together, what were your grades like last year?**

- Mostly F's  
 Mostly D's  
 Mostly C's  
 Mostly B's  
 Mostly A's

**How wrong do you think it is for someone your age to...**

	Not wrong at all	A little bit wrong	Wrong	Very wrong
9. attack someone with the idea of seriously hurting him or her?	<input type="radio"/>	<input type="radio"/>	<input type="radio"/>	<input type="radio"/>
10. pick a fight with someone?	<input type="radio"/>	<input type="radio"/>	<input type="radio"/>	<input type="radio"/>
11. stay away from school all day when their parents think they are at school?	<input type="radio"/>	<input type="radio"/>	<input type="radio"/>	<input type="radio"/>
12. take a handgun to school?	<input type="radio"/>	<input type="radio"/>	<input type="radio"/>	<input type="radio"/>
13. steal anything worth more than \$5?	<input type="radio"/>	<input type="radio"/>	<input type="radio"/>	<input type="radio"/>
14. have one or two drinks of an alcoholic beverage nearly every day?	<input type="radio"/>	<input type="radio"/>	<input type="radio"/>	<input type="radio"/>
15. smoke one or more packs of cigarettes a day?	<input type="radio"/>	<input type="radio"/>	<input type="radio"/>	<input type="radio"/>
16. try marijuana or hashish once or twice?	<input type="radio"/>	<input type="radio"/>	<input type="radio"/>	<input type="radio"/>
17. use marijuana once a month or more?	<input type="radio"/>	<input type="radio"/>	<input type="radio"/>	<input type="radio"/>

PLEASE DO NOT WRITE IN THIS AREA

[SERIAL]

**Think of your four best friends (the friends you feel closest to). In the past 12 months, how many of your best friends have...**

	None of my friends	1 of my friends	2 of my friends	3 of my friends	4 of my friends
18. been arrested?	<input type="radio"/>	<input type="radio"/>	<input type="radio"/>	<input type="radio"/>	<input type="radio"/>
19. been suspended from school?	<input type="radio"/>	<input type="radio"/>	<input type="radio"/>	<input type="radio"/>	<input type="radio"/>
20. carried a handgun?	<input type="radio"/>	<input type="radio"/>	<input type="radio"/>	<input type="radio"/>	<input type="radio"/>
21. dropped out of school?	<input type="radio"/>	<input type="radio"/>	<input type="radio"/>	<input type="radio"/>	<input type="radio"/>
22. sold marijuana or illegal drugs?	<input type="radio"/>	<input type="radio"/>	<input type="radio"/>	<input type="radio"/>	<input type="radio"/>
23. stolen or tried to steal a motor vehicle such as a car or motorcycle?	<input type="radio"/>	<input type="radio"/>	<input type="radio"/>	<input type="radio"/>	<input type="radio"/>

**What are the chances you would be seen as cool if you...**

	No or very little chance	Little chance	Some chance	Pretty good chance	Very good chance
24. began drinking alcoholic beverages regularly, that is, at least once or twice a month?	<input type="radio"/>	<input type="radio"/>	<input type="radio"/>	<input type="radio"/>	<input type="radio"/>
25. carried a handgun?	<input type="radio"/>	<input type="radio"/>	<input type="radio"/>	<input type="radio"/>	<input type="radio"/>
26. smoked cigarettes?	<input type="radio"/>	<input type="radio"/>	<input type="radio"/>	<input type="radio"/>	<input type="radio"/>
27. smoked marijuana?	<input type="radio"/>	<input type="radio"/>	<input type="radio"/>	<input type="radio"/>	<input type="radio"/>

**28. Would you be more or less likely to want to work for an employer that tests its employees for drug or alcohol use on a random basis?**

More likely  
 Less likely  
 Would make no difference  
 Don't know or can't say

**During the past 12 months...**

	Don't know or can't say	No	Yes
29. do you recall hearing, reading, or watching an advertisement about prevention of substance abuse?	<input type="radio"/>	<input type="radio"/>	<input type="radio"/>
30. have you had a special class about drugs or alcohol in school?	<input type="radio"/>	<input type="radio"/>	<input type="radio"/>
31. have you talked with at least one of your parents about the dangers of tobacco, alcohol, or drug use? By parents we mean either your biological parents, adoptive parents, stepparents, or adult guardians, whether or not they live with you.	<input type="radio"/>	<input type="radio"/>	<input type="radio"/>

**If you wanted to get...**

	Very easy	Sort of easy	Somewhat hard	Very hard
32. some beer, wine or hard liquor (for example, vodka, whiskey, or gin), how easy would it be for you to get some?	<input type="radio"/>	<input type="radio"/>	<input type="radio"/>	<input type="radio"/>
33. some cigarettes, how easy would it be for you to get some?	<input type="radio"/>	<input type="radio"/>	<input type="radio"/>	<input type="radio"/>
34. some marijuana, how easy would it be for you to get some?	<input type="radio"/>	<input type="radio"/>	<input type="radio"/>	<input type="radio"/>
35. a drug like cocaine, LSD, or amphetamines, how easy would it be for you to get some?	<input type="radio"/>	<input type="radio"/>	<input type="radio"/>	<input type="radio"/>

**During your life, how many times have you...**

	0 times	1 or 2 times	3 to 9 times	10 to 19 times	20 to 39 times	40 or more times
36. sniffed glue, breathed the contents of aerosol spray cans, or inhaled any paints or sprays to get high?	<input type="radio"/>	<input type="radio"/>	<input type="radio"/>	<input type="radio"/>	<input type="radio"/>	<input type="radio"/>
37. taken steroid pills or shots without a doctor's prescription?	<input type="radio"/>	<input type="radio"/>	<input type="radio"/>	<input type="radio"/>	<input type="radio"/>	<input type="radio"/>
38. used any form of cocaine, including powder, crack, or freebase?	<input type="radio"/>	<input type="radio"/>	<input type="radio"/>	<input type="radio"/>	<input type="radio"/>	<input type="radio"/>
39. used ecstasy (also called MDMA)?	<input type="radio"/>	<input type="radio"/>	<input type="radio"/>	<input type="radio"/>	<input type="radio"/>	<input type="radio"/>
40. used heroin (also called smack, junk, or China White)?	<input type="radio"/>	<input type="radio"/>	<input type="radio"/>	<input type="radio"/>	<input type="radio"/>	<input type="radio"/>
41. used methamphetamines (also called speed, crystal, crank, or ice)?	<input type="radio"/>	<input type="radio"/>	<input type="radio"/>	<input type="radio"/>	<input type="radio"/>	<input type="radio"/>
42. used a needle to inject any illegal drug into your body?	<input type="radio"/>	<input type="radio"/>	<input type="radio"/>	<input type="radio"/>	<input type="radio"/>	<input type="radio"/>

**During the past 30 days, on how many days did you...**

	0 days	1 or 2 days	3 to 5 days	6 to 9 days	10 to 19 days	20 to 29 days	All 30 days
43. have at least one drink of alcohol?	<input type="radio"/>	<input type="radio"/>	<input type="radio"/>	<input type="radio"/>	<input type="radio"/>	<input type="radio"/>	<input type="radio"/>
44. have 5 or more drinks of alcohol in a row, that is, within a couple of hours?	<input type="radio"/>	<input type="radio"/>	<input type="radio"/>	<input type="radio"/>	<input type="radio"/>	<input type="radio"/>	<input type="radio"/>
45. smoke cigarettes?	<input type="radio"/>	<input type="radio"/>	<input type="radio"/>	<input type="radio"/>	<input type="radio"/>	<input type="radio"/>	<input type="radio"/>
46. use other tobacco products?	<input type="radio"/>	<input type="radio"/>	<input type="radio"/>	<input type="radio"/>	<input type="radio"/>	<input type="radio"/>	<input type="radio"/>
47. use marijuana?	<input type="radio"/>	<input type="radio"/>	<input type="radio"/>	<input type="radio"/>	<input type="radio"/>	<input type="radio"/>	<input type="radio"/>
48. sniff glue, breathe the contents of aerosol spray cans, or any paints or sprays to get high?	<input type="radio"/>	<input type="radio"/>	<input type="radio"/>	<input type="radio"/>	<input type="radio"/>	<input type="radio"/>	<input type="radio"/>
49. use any form of cocaine, including powder, crack or freebase?	<input type="radio"/>	<input type="radio"/>	<input type="radio"/>	<input type="radio"/>	<input type="radio"/>	<input type="radio"/>	<input type="radio"/>
50. use ecstasy (also called MDMA)?	<input type="radio"/>	<input type="radio"/>	<input type="radio"/>	<input type="radio"/>	<input type="radio"/>	<input type="radio"/>	<input type="radio"/>
51. use heroin or other opiates or narcotics?	<input type="radio"/>	<input type="radio"/>	<input type="radio"/>	<input type="radio"/>	<input type="radio"/>	<input type="radio"/>	<input type="radio"/>
52. use LSD or other hallucinogens or psychedelics?	<input type="radio"/>	<input type="radio"/>	<input type="radio"/>	<input type="radio"/>	<input type="radio"/>	<input type="radio"/>	<input type="radio"/>
53. use methamphetamines (also called speed, crystal, crank or ice)?	<input type="radio"/>	<input type="radio"/>	<input type="radio"/>	<input type="radio"/>	<input type="radio"/>	<input type="radio"/>	<input type="radio"/>
54. use prescription drugs (without a doctor's orders) to get high?	<input type="radio"/>	<input type="radio"/>	<input type="radio"/>	<input type="radio"/>	<input type="radio"/>	<input type="radio"/>	<input type="radio"/>

**55. During the past 30 days, what type of alcohol did you usually drink? Select only one response.**

- I did not drink alcohol during the past 30 days.
- I do not have a usual type.
- Beer.
- Flavored beverages (such as Smirnoff, Bacardi Silver, and Hard Lemonade).
- Wine coolers (such as Bartles and Jaymes or Seagrams Wine).
- Wine.
- Liquor (such as vodka, rum, scotch, bourbon, or whiskey).
- Some other type.



56. During the past 30 days, how did you usually get the alcohol you drank? Select only one response.

- I did not drink alcohol during the past 30 days.
- I bought it in a store such as a convenience store, supermarket, discount store, or gas station.
- I bought it at a restaurant, bar or club.
- I bought it at a public event such as a concert or sporting event.
- I gave someone else money to buy it for me.
- I got it from friends 21 or older.
- I got it from friends under 21.
- I took it from a store or family member.
- I got it some other way.

57. In the last 12 months, which of the following have you experienced? Please mark all that apply.

- I did not drink alcohol in the last 12 months.
- Missed school or class because of drinking alcohol.
- Gotten sick to your stomach because of drinking alcohol.
- Not been able to remember what happened while you were drinking alcohol.
- Later regretted something you did while drinking alcohol.
- Worried that you drank alcohol too much or too often.

58. During the past 30 days, how many times did you use marijuana?

- 0 times
- 1 or 2 times
- 3 to 9 times
- 10 to 19 times
- 20 to 39 times
- 40 or more times

How old were you when you...

	Never, have	8 Years old	9 Years old	10 Years old	11 Years old	12 Years old	13 Years old	14 Years old	15 Years old	16 Years old	17 Years or older
59. first began drinking alcoholic beverages regularly, that is at least once or twice a month?	<input type="radio"/>	<input type="radio"/>	<input type="radio"/>	<input type="radio"/>	<input type="radio"/>	<input type="radio"/>	<input type="radio"/>	<input type="radio"/>	<input type="radio"/>	<input type="radio"/>	<input type="radio"/>
60. had your first drink of alcohol other than a few sips?	<input type="radio"/>	<input type="radio"/>	<input type="radio"/>	<input type="radio"/>	<input type="radio"/>	<input type="radio"/>	<input type="radio"/>	<input type="radio"/>	<input type="radio"/>	<input type="radio"/>	<input type="radio"/>
61. smoked a whole cigarette for the first time?	<input type="radio"/>	<input type="radio"/>	<input type="radio"/>	<input type="radio"/>	<input type="radio"/>	<input type="radio"/>	<input type="radio"/>	<input type="radio"/>	<input type="radio"/>	<input type="radio"/>	<input type="radio"/>
62. first used tobacco products other than cigarettes such as snuff, chewing tobacco, and smoking tobacco from a pipe?	<input type="radio"/>	<input type="radio"/>	<input type="radio"/>	<input type="radio"/>	<input type="radio"/>	<input type="radio"/>	<input type="radio"/>	<input type="radio"/>	<input type="radio"/>	<input type="radio"/>	<input type="radio"/>
63. tried marijuana for the first time?	<input type="radio"/>	<input type="radio"/>	<input type="radio"/>	<input type="radio"/>	<input type="radio"/>	<input type="radio"/>	<input type="radio"/>	<input type="radio"/>	<input type="radio"/>	<input type="radio"/>	<input type="radio"/>

	No	Yes
64. If you carried a handgun without your parents' permission, would you be caught by your parents?	<input type="radio"/>	<input type="radio"/>
65. If you drank some beer or wine or liquor (for example, vodka, whiskey, or gin) without your parents' permission, would you be caught by your parents?	<input type="radio"/>	<input type="radio"/>
66. If you skipped school, would you be caught by your parents?	<input type="radio"/>	<input type="radio"/>
67. My family has clear rules about alcohol and drug use.	<input type="radio"/>	<input type="radio"/>
68. My parents ask if I've gotten my homework done.	<input type="radio"/>	<input type="radio"/>
69. The rules in my family are clear.	<input type="radio"/>	<input type="radio"/>
70. When I am not at home, one of my parents knows where I am and who I am with.	<input type="radio"/>	<input type="radio"/>
71. Would your parents know if you did not come home on time?	<input type="radio"/>	<input type="radio"/>

Think of your four best friends (the friends you feel closest to).

	None of my friends	1 of my friends	2 of my friends	3 of my friends	4 of my friends
72. smoked cigarettes?	<input type="radio"/>	<input type="radio"/>	<input type="radio"/>	<input type="radio"/>	<input type="radio"/>
73. tried beer, wine, or hard liquor (for example, vodka, whiskey or gin) when their parents didn't know about it?	<input type="radio"/>	<input type="radio"/>	<input type="radio"/>	<input type="radio"/>	<input type="radio"/>
74. used LSD, cocaine, amphetamines, or other illegal drugs?	<input type="radio"/>	<input type="radio"/>	<input type="radio"/>	<input type="radio"/>	<input type="radio"/>
75. used marijuana?	<input type="radio"/>	<input type="radio"/>	<input type="radio"/>	<input type="radio"/>	<input type="radio"/>

During the past 30 days, how much of the time have you...

	None of the time	A little of the time	Some of the time	A good bit of the time	Most of the time	All of the time
76. been a happy person?	<input type="radio"/>	<input type="radio"/>	<input type="radio"/>	<input type="radio"/>	<input type="radio"/>	<input type="radio"/>
77. been a very nervous person?	<input type="radio"/>	<input type="radio"/>	<input type="radio"/>	<input type="radio"/>	<input type="radio"/>	<input type="radio"/>
78. felt calm and peaceful?	<input type="radio"/>	<input type="radio"/>	<input type="radio"/>	<input type="radio"/>	<input type="radio"/>	<input type="radio"/>
79. felt downhearted and blue?	<input type="radio"/>	<input type="radio"/>	<input type="radio"/>	<input type="radio"/>	<input type="radio"/>	<input type="radio"/>
80. felt so down in the dumps that nothing could cheer you up?	<input type="radio"/>	<input type="radio"/>	<input type="radio"/>	<input type="radio"/>	<input type="radio"/>	<input type="radio"/>

81. During the past 12 months, did you ever feel so sad or hopeless almost every day for two weeks or more in a row that you stopped doing some usual activities?

- Yes
- No

82. During the past 12 months, did you ever seriously consider attempting suicide?

- Yes
- No

PLEASE DO NOT WRITE IN THIS AREA

[SERIAL]

83. Gambling involves betting anything of value (money, a watch, soda, etc.) on a game or event. Please mark ALL the different types of gambling that you have bet on, if any, during the last 30 days:

- Playing lottery tickets.
- Playing Powerball or Megabucks.
- Playing dice or coin flips.
- Playing cards (poker, etc.).
- Betting on a sports team.
- Betting on a horse/dog race.
- Betting on games of personal skill (bowling, video games, dares, etc.).
- Gambling on the internet for free or with money.
- Gambling at a casino.
- Playing Bingo for money.
- None.
- Other.

84. During the last 12 months, have you ever felt bad about the amount you bet, or about what happens when you bet money?

- Yes
- No
- I don't bet for money

85. During the last 12 months, have you ever felt that you would like to stop betting money but didn't think you could?

- Yes
- No
- I don't bet for money

86. In total, how much money have you bet in any form (lottery, card games, bingo, internet, sports, with friends) in the past three months?

- 0
- \$1-\$10
- \$11-\$50
- \$51-\$100
- \$101-\$200
- \$201-\$500
- Over \$500

87. Have you ever lied to anyone about betting/gambling?

	No	Yes
88. Have you ever bet/gambed more than you wanted to?	<input type="checkbox"/>	<input type="checkbox"/>
89. Have your parents ever talked to you about the risks of betting/gambling?	<input type="checkbox"/>	<input type="checkbox"/>
90. Have your teachers ever talked to you about the risks of betting/gambling?	<input type="checkbox"/>	<input type="checkbox"/>

How wrong would most adults (over 21) in your neighborhood think it is for kids your age to...

	Not wrong at all	A little bit wrong	Very wrong
91. drink alcohol?	<input type="checkbox"/>	<input type="checkbox"/>	<input type="checkbox"/>
92. smoke cigarettes?	<input type="checkbox"/>	<input type="checkbox"/>	<input type="checkbox"/>
93. use marijuana?	<input type="checkbox"/>	<input type="checkbox"/>	<input type="checkbox"/>

	No	Yes
94. If a kid drank some beer, wine, or hard liquor (for example, vodka, whiskey or gin) in your neighborhood, would he or she be caught by the police?	<input type="checkbox"/>	<input type="checkbox"/>
95. If a kid smoked marijuana in your neighborhood would he or she be caught by the police?	<input type="checkbox"/>	<input type="checkbox"/>

How wrong do your parents feel it would be for you to...

	Not wrong at all	A little bit wrong	Wrong	Very wrong
96. drink beer, wine, or liquor (for example, vodka, whiskey, or gin) regularly (at least once or twice a month)?	<input type="checkbox"/>	<input type="checkbox"/>	<input type="checkbox"/>	<input type="checkbox"/>
97. smoke cigarettes?	<input type="checkbox"/>	<input type="checkbox"/>	<input type="checkbox"/>	<input type="checkbox"/>
98. smoke marijuana?	<input type="checkbox"/>	<input type="checkbox"/>	<input type="checkbox"/>	<input type="checkbox"/>
99. draw graffiti, or write things or draw pictures on buildings or other property (without the owner's permission)?	<input type="checkbox"/>	<input type="checkbox"/>	<input type="checkbox"/>	<input type="checkbox"/>
100. pick a fight with someone?	<input type="checkbox"/>	<input type="checkbox"/>	<input type="checkbox"/>	<input type="checkbox"/>
101. steal something worth more than \$5?	<input type="checkbox"/>	<input type="checkbox"/>	<input type="checkbox"/>	<input type="checkbox"/>

How much do you think people risk harming themselves (physically or in other ways)...

	Moderate risk	Slight risk	No risk	Great risk
102. if they take one or two drinks of an alcoholic beverage (beer, wine, liquor) nearly every day?	<input type="checkbox"/>	<input type="checkbox"/>	<input type="checkbox"/>	<input type="checkbox"/>
103. when they have five or more drinks of an alcoholic beverage once or twice a week?	<input type="checkbox"/>	<input type="checkbox"/>	<input type="checkbox"/>	<input type="checkbox"/>
104. if they smoke one or more packs of cigarettes per day?	<input type="checkbox"/>	<input type="checkbox"/>	<input type="checkbox"/>	<input type="checkbox"/>
105. if they try marijuana once or twice?	<input type="checkbox"/>	<input type="checkbox"/>	<input type="checkbox"/>	<input type="checkbox"/>
106. if they smoke marijuana once or twice a week?	<input type="checkbox"/>	<input type="checkbox"/>	<input type="checkbox"/>	<input type="checkbox"/>

During the past 30 days, how many times did you...

	0 times	1 time	2 or 3 times	4 or 5 times	6 or more times
107. drive a car or other vehicle when you had been drinking alcohol?	<input type="checkbox"/>	<input type="checkbox"/>	<input type="checkbox"/>	<input type="checkbox"/>	<input type="checkbox"/>
108. ride in a vehicle driven by a parent or other adult who had been drinking alcohol?	<input type="checkbox"/>	<input type="checkbox"/>	<input type="checkbox"/>	<input type="checkbox"/>	<input type="checkbox"/>
109. ride in a vehicle driven by a teenager who had been drinking alcohol?	<input type="checkbox"/>	<input type="checkbox"/>	<input type="checkbox"/>	<input type="checkbox"/>	<input type="checkbox"/>

110. During the past 12 months, how many times were you in a physical fight?

- 0 times
- 1 time
- 2 or 3 times
- 4 or 5 times
- 6 or 7 times
- 8 or 9 times
- 10 or 11 times
- 12 or more times



111. During the LAST FOUR WEEKS how many whole days of school have you missed because you skipped or "cut"?

- None  
 1  
 2  
 3  
 4 to 5  
 6 to 10  
 11 or more

112. How important do you think the things you are learning in school are going to be for your later life?

- Very important  
 Quite important  
 Fairly important  
 Slightly important  
 Not at all important

113. How interesting are most of your courses to you?

- Very interesting  
 Quite interesting  
 Fairly interesting  
 Slightly boring  
 Very boring

114. How often do you feel that the schoolwork you are assigned is meaningful and important?

	Almost always	Sometimes	Seldom	Never
Now thinking back over the past year in school, how often did you...	<input type="radio"/>	<input type="radio"/>	<input type="radio"/>	<input type="radio"/>
115. enjoy being in school?	<input type="radio"/>	<input type="radio"/>	<input type="radio"/>	<input type="radio"/>
116. hate being in school?	<input type="radio"/>	<input type="radio"/>	<input type="radio"/>	<input type="radio"/>
117. try to do your best work in school?	<input type="radio"/>	<input type="radio"/>	<input type="radio"/>	<input type="radio"/>

118. I have lots of chances to be part of class discussions or activities.

	Yes	No
119. In my school, students have lots of chances to help decide things like class activities and rules.	<input type="radio"/>	<input type="radio"/>
120. Teachers ask me to work on special classroom projects.	<input type="radio"/>	<input type="radio"/>
121. There are lots of chances for students in my school to get involved in sports, clubs, and other school activities outside of class.	<input type="radio"/>	<input type="radio"/>
122. There are lots of chances for students in my school to talk with a teacher.	<input type="radio"/>	<input type="radio"/>
123. I feel safe at my school.	<input type="radio"/>	<input type="radio"/>
124. My teacher(s) notices when I am doing a good job and lets me know about it.	<input type="radio"/>	<input type="radio"/>
125. My teachers praise me when I work hard in school.	<input type="radio"/>	<input type="radio"/>
126. The school lets my parents know when I have done something well.	<input type="radio"/>	<input type="radio"/>

127. Have you changed homes in the past year?

- Yes  
 No

128. Have you changed schools (including changing from elementary to middle and middle to high school) in the past year?

- Yes  
 No

	7 or more times	5 or 6 times	3 or 4 times	1 or 2 times	Never
How many times have you...	<input type="radio"/>	<input type="radio"/>	<input type="radio"/>	<input type="radio"/>	<input type="radio"/>
129. changed homes since kindergarten?	<input type="radio"/>	<input type="radio"/>	<input type="radio"/>	<input type="radio"/>	<input type="radio"/>
130. changed schools since kindergarten?	<input type="radio"/>	<input type="radio"/>	<input type="radio"/>	<input type="radio"/>	<input type="radio"/>

How many times in the past year (12 months), have you...

	40 or more times	20 to 39 times	10 to 19 times	6 to 9 times	3 to 5 times	1 or 2 times	Never
131. attacked someone with the idea of seriously hurting them?	<input type="radio"/>	<input type="radio"/>	<input type="radio"/>	<input type="radio"/>	<input type="radio"/>	<input type="radio"/>	<input type="radio"/>
132. been arrested?	<input type="radio"/>	<input type="radio"/>	<input type="radio"/>	<input type="radio"/>	<input type="radio"/>	<input type="radio"/>	<input type="radio"/>
133. been drunk or high at school?	<input type="radio"/>	<input type="radio"/>	<input type="radio"/>	<input type="radio"/>	<input type="radio"/>	<input type="radio"/>	<input type="radio"/>
134. been suspended from school?	<input type="radio"/>	<input type="radio"/>	<input type="radio"/>	<input type="radio"/>	<input type="radio"/>	<input type="radio"/>	<input type="radio"/>
135. carried a handgun?	<input type="radio"/>	<input type="radio"/>	<input type="radio"/>	<input type="radio"/>	<input type="radio"/>	<input type="radio"/>	<input type="radio"/>
136. sold illegal drugs?	<input type="radio"/>	<input type="radio"/>	<input type="radio"/>	<input type="radio"/>	<input type="radio"/>	<input type="radio"/>	<input type="radio"/>
137. stolen or tried to steal a motor vehicle such as a car or motorcycle?	<input type="radio"/>	<input type="radio"/>	<input type="radio"/>	<input type="radio"/>	<input type="radio"/>	<input type="radio"/>	<input type="radio"/>
138. taken a handgun to school?	<input type="radio"/>	<input type="radio"/>	<input type="radio"/>	<input type="radio"/>	<input type="radio"/>	<input type="radio"/>	<input type="radio"/>

139. I can do most things if I try.

	Not at all true	A little true	Pretty much true	Very much true
140. I can work out my problems.	<input type="radio"/>	<input type="radio"/>	<input type="radio"/>	<input type="radio"/>
141. I volunteer to help others in my community.	<input type="radio"/>	<input type="radio"/>	<input type="radio"/>	<input type="radio"/>
142. There is at least one teacher or other adult in my school that really cares about me.	<input type="radio"/>	<input type="radio"/>	<input type="radio"/>	<input type="radio"/>

Would you say that in general your...

	Excellent	Very good	Good	Fair	Poor
143. emotional and mental health is...	<input type="radio"/>	<input type="radio"/>	<input type="radio"/>	<input type="radio"/>	<input type="radio"/>
144. physical health is...	<input type="radio"/>	<input type="radio"/>	<input type="radio"/>	<input type="radio"/>	<input type="radio"/>

PLEASE DO NOT WRITE IN THIS AREA

[SERIAL]

145. During the past 12 months, how many times did you actually attempt suicide?

- 0 times
- 1 time
- 2 or 3 times
- 4 or 5 times
- 6 or more times

146. During the past 12 months, how many times were you in a physical fight on school property?

- 0 times
- 1 time
- 2 or 3 times
- 4 or 5 times
- 6 or 7 times
- 8 or 9 times
- 10 or 11 times
- 12 or more times

147. During the past 30 days, on how many days did you not go to school because you felt you would be unsafe at school or on your way to or from school?

- 0 days
- 1 day
- 2 or 3 days
- 4 or 5 days
- 6 or more days

Harassment can include threatening, bullying, name calling or obscenities, offensive notes or graffiti, unwanted touching, and physical attacks. During the past 30 days, have you ever been harassed at school (or on the way to or from school) in relation to any of the following issues?

	No	Yes	Yes!
148. Harassment about your race or ethnic origin.	<input type="radio"/>	<input type="radio"/>	<input type="radio"/>
149. Unwanted sexual comments or attention.	<input type="radio"/>	<input type="radio"/>	<input type="radio"/>
150. Harassment because someone thought you were gay, lesbian, bisexual or transgender.	<input type="radio"/>	<input type="radio"/>	<input type="radio"/>
151. Harassment about your weight, clothes, acne, or other physical characteristics.	<input type="radio"/>	<input type="radio"/>	<input type="radio"/>
152. Harassment about your group of friends.	<input type="radio"/>	<input type="radio"/>	<input type="radio"/>
153. For other reasons.	<input type="radio"/>	<input type="radio"/>	<input type="radio"/>

	No	Yes	Yes!
154. I can talk to teachers openly and freely about my concerns.	<input type="radio"/>	<input type="radio"/>	<input type="radio"/>
155. Students are picked on by other students for working hard at our school.	<input type="radio"/>	<input type="radio"/>	<input type="radio"/>
156. In my school, teachers treat students with respect.	<input type="radio"/>	<input type="radio"/>	<input type="radio"/>
157. Most students at my school help each other when they are hurt or upset.	<input type="radio"/>	<input type="radio"/>	<input type="radio"/>